



Eagle Farm QLD Professional
Race 5: COUNTRY MUSIC RACEDAY ON SALE NOW BENCHMARK 78
Handicap - 1800m
10 July 2024 - 14:50



BRISBANE
RACING CLUB

Track Rating: Soft 7, Weather: Overcast, Rail Position: +11m Entire

Section													
Field Times	Overall	1600m	1400m	1200m	1000m	800m	600m	Last 600m					
	1:50.86 (0:14.21)	1:36.65 (0:11.25)	1:25.40 (0:11.43)	1:13.97 (0:11.69)	1:02.28 (0:11.99)	0:50.29 (0:12.19)	0:38.10 (0:12.59)	0:38.10					
Rank	TAB	Horse/Jockey	Barrier	Top Speed [km/h]	Fastest Section								Distance Travelled [m]
1	1	BROOKHAVEN Tahlia Fenlon	9	65.3 400m	0:11.52 400m	1:50.86 [1] (0:14.73)	1:36.13 [7] (0:11.82)	1:24.31 [7] (0:12.07)	1:12.24 [7] (0:12.19)	1:00.05 [7] (0:12.14)	0:47.91 [8] (0:11.91)	0:36.00 [8] (0:11.55)	0:36.00
2	10	SECURITY ADVISOR Melea Castle	1	63.4 1400m	0:11.70 1400m	1:50.93 [2] (0:14.31)	1:36.62 [3] (0:11.80)	1:24.82 [4] (0:11.70)	1:13.12 [3] (0:11.90)	1:01.22 [3] (0:12.12)	0:49.10 [2] (0:12.08)	0:37.02 [2] (0:12.09)	0:37.02 -7
3	8	VICTORY WIN Kyle Wilson-Taylor	8	64.4 400m	0:11.56 1600m	1:51.35 [3] (0:14.38)	1:36.97 [4] (0:11.56)	1:25.41 [3] (0:12.03)	1:13.38 [4] (0:12.30)	1:01.08 [4] (0:12.31)	0:48.77 [5] (0:12.08)	0:36.69 [5] (0:11.72)	0:36.69 -2
4	6	LATELY Marnu Potgieter	10	64.2 400m	0:11.73 400m	1:51.44 [4] (0:14.97)	1:36.47 [9] (0:11.95)	1:24.52 [9] (0:12.07)	1:12.45 [9] (0:12.12)	1:00.33 [9] (0:12.11)	0:48.22 [9] (0:11.88)	0:36.34 [9] (0:11.84)	0:36.34 -3
5	2	SOUTHERN STOCK Cody Collis	7	62.6 1600m	0:11.90 1600m	1:51.77 [5] (0:14.77)	1:37.00 [8] (0:11.90)	1:25.10 [8] (0:12.03)	1:13.07 [8] (0:12.12)	1:00.95 [8] (0:12.05)	0:48.90 [7] (0:11.92)	0:36.98 [7] (0:11.94)	0:36.98 -7
6	4	PHAISTOS Boris Thornton	2	63.0 600m	0:11.70 600m	1:51.79 [6] (0:14.53)	1:37.26 [5] (0:11.87)	1:25.39 [6] (0:11.96)	1:13.43 [6] (0:12.21)	1:01.22 [6] (0:12.29)	0:48.93 [6] (0:11.89)	0:37.04 [6] (0:11.70)	0:37.04 -3
7	9	SECRET SHEEMA Jake Bayliss	3	62.8 1400m	0:11.68 1600m	1:52.17 [7] (0:14.69)	1:37.48 [6] (0:11.68)	1:25.80 [5] (0:11.92)	1:13.88 [5] (0:12.07)	1:01.81 [5] (0:12.21)	0:49.60 [4] (0:12.01)	0:37.59 [4] (0:11.96)	0:37.59 -6
8	3	FIFTH POSITION Michael Rodd	11	65.6 1600m	0:11.20 1600m	1:52.38 [8] (0:14.26)	1:38.12 [2] (0:11.20)	1:26.92 [1] (0:11.43)	1:15.49 [1] (0:11.69)	1:03.80 [1] (0:11.99)	0:51.81 [1] (0:12.19)	0:39.62 [1] (0:12.59)	0:39.62 -5
9	5	GOLDEEL Angela Jones	6	65.7 1600m	0:11.49 1600m	1:52.42 [9] (0:14.21)	1:38.21 [1] (0:11.49)	1:26.72 [2] (0:11.90)	1:14.82 [2] (0:12.01)	1:02.81 [2] (0:12.29)	0:50.52 [3] (0:12.25)	0:38.27 [3] (0:11.98)	0:38.27 -1

Scratched: Early Thoughts (#7), Irish Sally (#11)

[] Ranking at each section and finish
 -:-:- No data available at this section
 NA No data available

SCN Saddle cloth number
 DNF Did not finish
 DNT Did not track



Eagle Farm QLD Professional
Race 5: COUNTRY MUSIC RACEDAY ON SALE NOW BENCHMARK 78
Handicap - 1800m
10 July 2024 - 14:50



Track Rating: Soft 7, Weather: Overcast, Rail Position: +11m Entire

Section			400m	200m			Last 600m			
Field Times			0:25.51 (0:12.58)	0:12.93 (0:12.93)			0:38.10			
Rank	TAB	Horse/Jockey	Barrier	Top Speed [km/h]	Fastest Section		Margin		Distance Travelled [m]	
1	1	BROOKHAVEN Tahlia Fenlon	9	65.3 400m	0:11.52 400m	0:24.45 [5] (0:11.52)	0:12.93 [1] (0:12.93)	1:50.86	0:36.00	
2	10	SECURITY ADVISOR Melea Castle	1	63.4 1400m	0:11.70 1400m	0:24.93 [2] (0:12.04)	0:12.89 [2] (0:12.89)	0.39L	0:37.02	-7
3	8	VICTORY WIN Kyle Wilson-Taylor	8	64.4 400m	0:11.56 1600m	0:24.97 [4] (0:11.77)	0:13.20 [3] (0:13.20)	2.84L	0:36.69	-2
4	6	LATELY Marnu Potgieter	10	64.2 400m	0:11.73 400m	0:24.50 [9] (0:11.73)	0:12.77 [6] (0:12.77)	3.4L	0:36.34	-3
5	2	SOUTHERN STOCK Cody Collis	7	62.6 1600m	0:11.90 1600m	0:25.04 [8] (0:12.09)	0:12.95 [8] (0:12.95)	5.33L	0:36.98	-7
6	4	PHAISTOS Boris Thornton	2	63.0 600m	0:11.70 600m	0:25.34 [6] (0:12.07)	0:13.27 [5] (0:13.27)	5.48L	0:37.04	-3
7	9	SECRET SHEEMA Jake Bayliss	3	62.8 1400m	0:11.68 1600m	0:25.63 [7] (0:12.37)	0:13.26 [9] (0:13.26)	7.69L	0:37.59	-6
8	3	FIFTH POSITION Michael Rodd	11	65.6 1600m	0:11.20 1600m	0:27.03 [1] (0:13.15)	0:13.88 [4] (0:13.88)	8.91L	0:39.62	-5
9	5	GOLDEEL Angela Jones	6	65.7 1600m	0:11.49 1600m	0:26.29 [3] (0:12.68)	0:13.61 [7] (0:13.61)	9.14L	0:38.27	-1

Scratched: Early Thoughts (#7), Irish Sally (#11)

[] Ranking at each section and finish
 -:-:- No data available at this section
 NA No data available

SCN Saddle cloth number
 DNF Did not finish
 DNT Did not track



Horse/Jockey Name	Brookhaven
Final Rank	1
Fastest Section Time (Section)	0:11.52 (400m)
Top Speed [km/h] (Section)	65.3 (400m)
Race State	Finished



Eagle Farm QLD Professional
Race 5: COUNTRY MUSIC RACEDAY ON SALE NOW
BENCHMARK 78 Handicap - 1800m

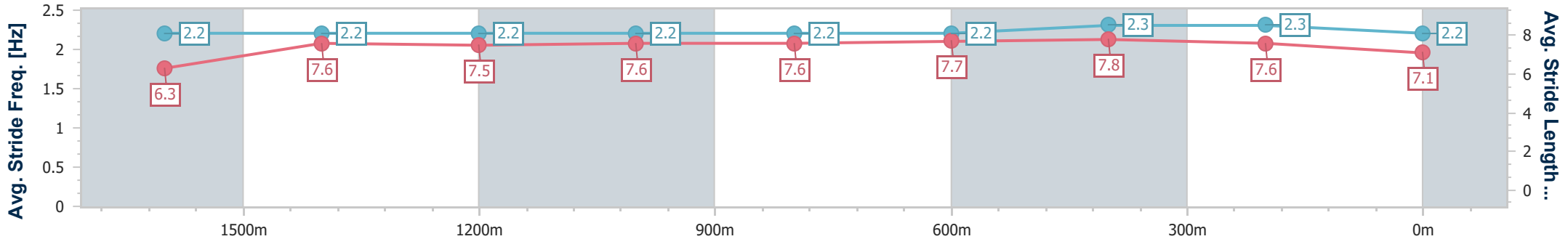
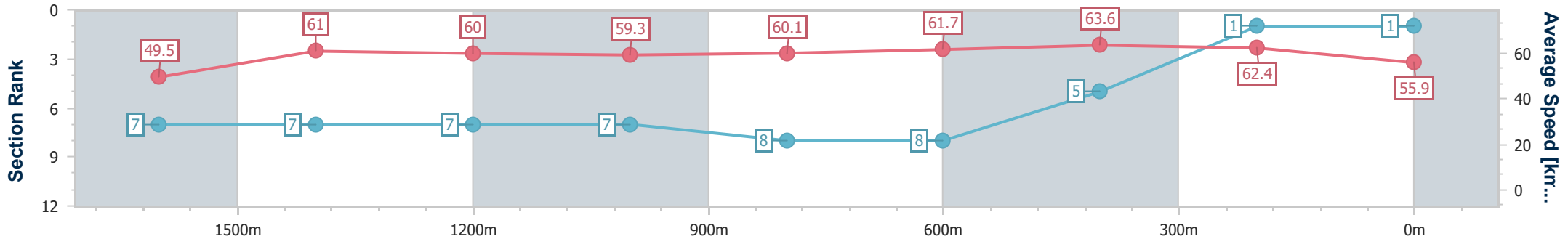
10 July 2024 - 14:50

Track Rating: Soft 7, Weather: Overcast, Rail Position: +11m Entire



BRISBANE
RACING CLUB

Section	Overall	1600m	1400m	1200m	1000m	800m	600m	400m	200m
Section Times	1:50.86 [1] (0:14.73)	1:36.13 [7] (0:11.82)	1:24.31 [7] (0:12.07)	1:12.24 [7] (0:12.19)	1:00.05 [7] (0:12.14)	0:47.91 [8] (0:11.91)	0:36.00 [8] (0:11.55)	0:24.45 [5] (0:11.52)	0:12.93 [1] (0:12.93)
Average Speed [km/h]	49.5	61.0	60.0	59.3	60.1	61.7	63.6	62.4	55.9
Top Speed [km/h]	61.6	61.7	60.6	59.9	61.4	62.3	65.3	65.3	59.6
Avg. Dist. to Rail [m]	5.5	1.6	2.3	2.8	3.6	3.4	4.4	9.4	6.0
Avg. Stride Freq. [Hz]	2.2	2.2	2.2	2.2	2.2	2.2	2.3	2.3	2.2
Avg. Stride Length [m]	6.3	7.6	7.5	7.6	7.6	7.7	7.8	7.6	7.1



- [] Ranking at each section and finish
- .-.- No data available at this section
- NA No data available



Horse/Jockey Name	Security Advisor
Final Rank	2
Fastest Section Time (Section)	0:11.70 (1400m)
Top Speed [km/h] (Section)	63.4 (1400m)
Race State	Finished



Eagle Farm QLD Professional
Race 5: COUNTRY MUSIC RACEDAY ON SALE NOW
BENCHMARK 78 Handicap - 1800m

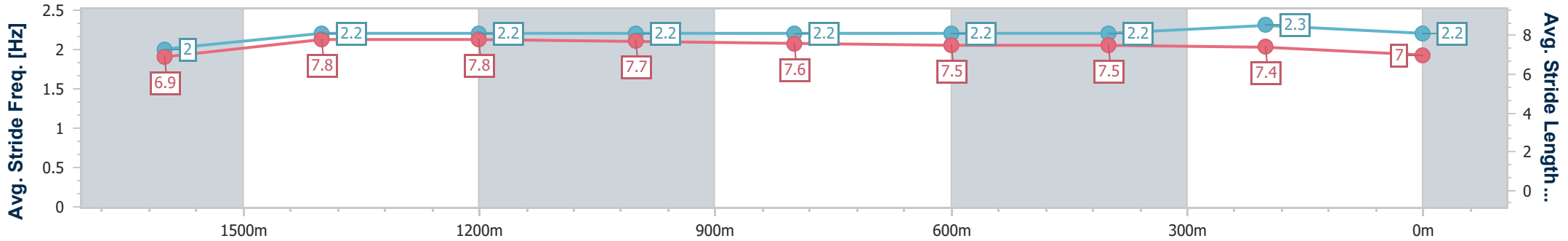
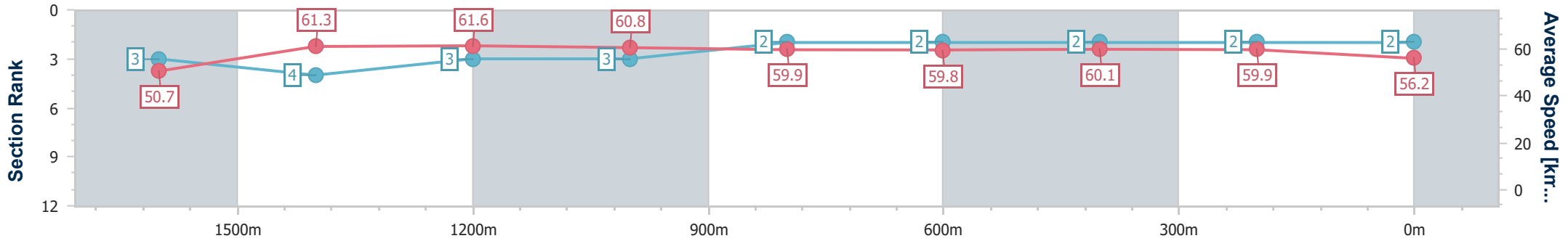
10 July 2024 - 14:50

Track Rating: Soft 7, Weather: Overcast, Rail Position: +11m Entire



BRISBANE
RACING CLUB

Section	Overall	1600m	1400m	1200m	1000m	800m	600m	400m	200m
Section Times	1:50.93 [2] (0:14.31)	1:36.62 [3] (0:11.80)	1:24.82 [4] (0:11.70)	1:13.12 [3] (0:11.90)	1:01.22 [3] (0:12.12)	0:49.10 [2] (0:12.08)	0:37.02 [2] (0:12.09)	0:24.93 [2] (0:12.04)	0:12.89 [2] (0:12.89)
Average Speed [km/h]	50.7	61.3	61.6	60.8	59.9	59.8	60.1	59.9	56.2
Top Speed [km/h]	61.5	62.2	63.4	61.3	61.3	60.6	60.8	60.9	58.6
Avg. Dist. to Rail [m]	3.3	1.6	2.2	2.3	2.1	1.2	1.5	5.8	5.2
Avg. Stride Freq. [Hz]	2.0	2.2	2.2	2.2	2.2	2.2	2.2	2.3	2.2
Avg. Stride Length [m]	6.9	7.8	7.8	7.7	7.6	7.5	7.5	7.4	7.0



- [] Ranking at each section and finish
- .-.- No data available at this section
- NA No data available



Horse/Jockey Name	Victory Win
Final Rank	3
Fastest Section Time (Section)	0:11.56 (1600m)
Top Speed [km/h] (Section)	64.4 (400m)
Race State	Finished



Eagle Farm QLD Professional
Race 5: COUNTRY MUSIC RACEDAY ON SALE NOW
BENCHMARK 78 Handicap - 1800m

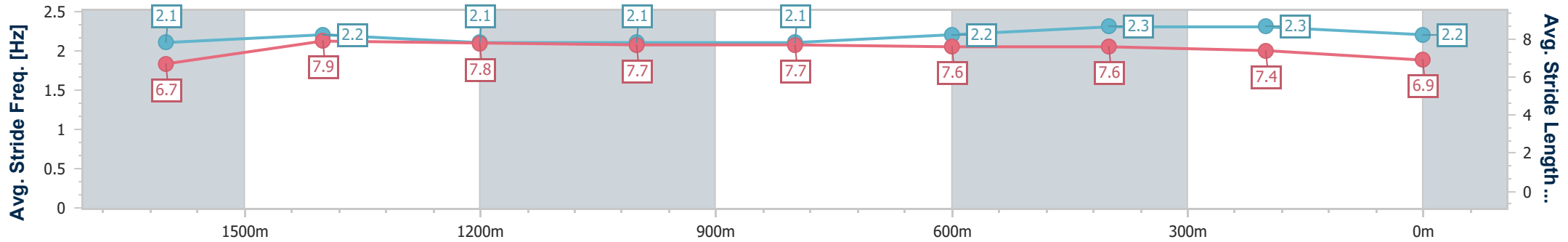
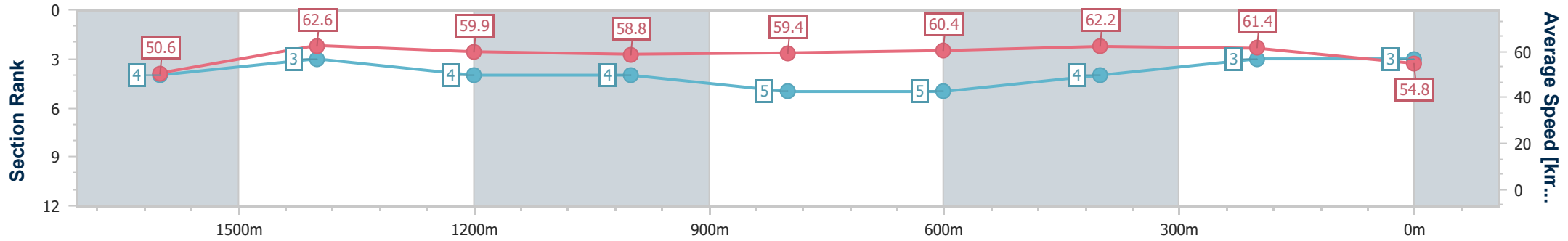
10 July 2024 - 14:50

Track Rating: Soft 7, Weather: Overcast, Rail Position: +11m Entire



BRISBANE
RACING CLUB

Section	Overall	1600m	1400m	1200m	1000m	800m	600m	400m	200m
Section Times	1:51.35 [3] (0:14.38)	1:36.97 [4] (0:11.56)	1:25.41 [3] (0:12.03)	1:13.38 [4] (0:12.30)	1:01.08 [4] (0:12.31)	0:48.77 [5] (0:12.08)	0:36.69 [5] (0:11.72)	0:24.97 [4] (0:11.77)	0:13.20 [3] (0:13.20)
Average Speed [km/h]	50.6	62.6	59.9	58.8	59.4	60.4	62.2	61.4	54.8
Top Speed [km/h]	62.6	63.4	61.9	59.2	60.6	61.7	63.8	64.4	57.4
Avg. Dist. to Rail [m]	4.8	2.3	3.3	3.4	3.6	2.6	3.1	9.7	7.2
Avg. Stride Freq. [Hz]	2.1	2.2	2.1	2.1	2.1	2.2	2.3	2.3	2.2
Avg. Stride Length [m]	6.7	7.9	7.8	7.7	7.7	7.6	7.6	7.4	6.9



- [] Ranking at each section and finish
- .-.- No data available at this section
- NA No data available



Horse/Jockey Name	Lately
Final Rank	4
Fastest Section Time (Section)	0:11.73 (400m)
Top Speed [km/h] (Section)	64.2 (400m)
Race State	Finished



Eagle Farm QLD Professional
Race 5: COUNTRY MUSIC RACEDAY ON SALE NOW
BENCHMARK 78 Handicap - 1800m

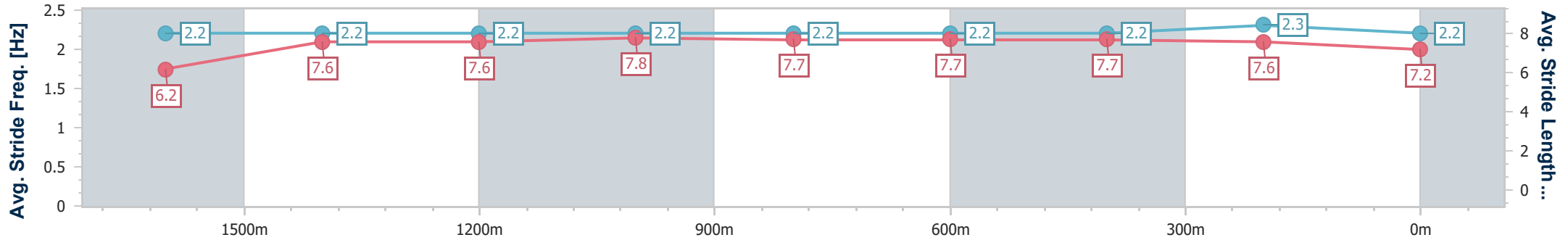
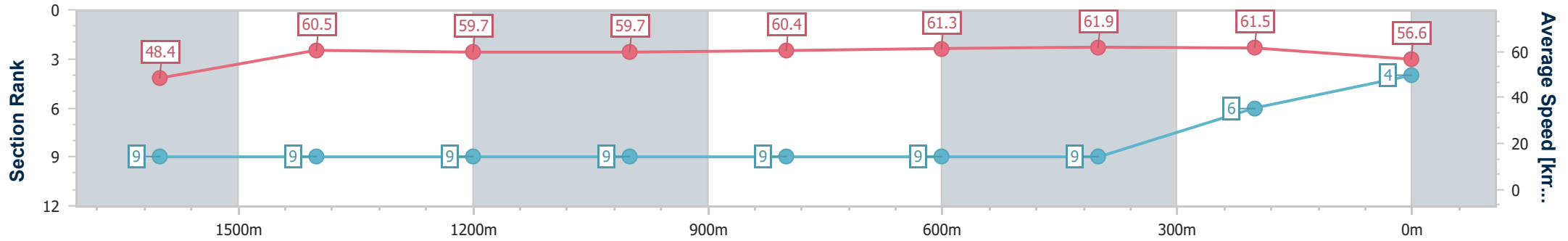
10 July 2024 - 14:50

Track Rating: Soft 7, Weather: Overcast, Rail Position: +11m Entire



BRISBANE
RACING CLUB

Section	Overall	1600m	1400m	1200m	1000m	800m	600m	400m	200m
Section Times	1:51.44 [4] (0:14.97)	1:36.47 [9] (0:11.95)	1:24.52 [9] (0:12.07)	1:12.45 [9] (0:12.12)	1:00.33 [9] (0:12.11)	0:48.22 [9] (0:11.88)	0:36.34 [9] (0:11.84)	0:24.50 [9] (0:11.73)	0:12.77 [6] (0:12.77)
Average Speed [km/h]	48.4	60.5	59.7	59.7	60.4	61.3	61.9	61.5	56.6
Top Speed [km/h]	60.0	61.7	61.3	59.9	61.2	62.3	63.1	64.2	58.9
Avg. Dist. to Rail [m]	5.2	1.6	3.0	3.0	3.3	3.1	3.5	6.3	4.7
Avg. Stride Freq. [Hz]	2.2	2.2	2.2	2.2	2.2	2.2	2.2	2.3	2.2
Avg. Stride Length [m]	6.2	7.6	7.6	7.8	7.7	7.7	7.7	7.6	7.2



- [] Ranking at each section and finish
- .-.- No data available at this section
- NA No data available



Horse/Jockey Name	Southern Stock
Final Rank	5
Fastest Section Time (Section)	0:11.90 (1600m)
Top Speed [km/h] (Section)	62.6 (1600m)
Race State	Finished



Eagle Farm QLD Professional
Race 5: COUNTRY MUSIC RACEDAY ON SALE NOW
BENCHMARK 78 Handicap - 1800m

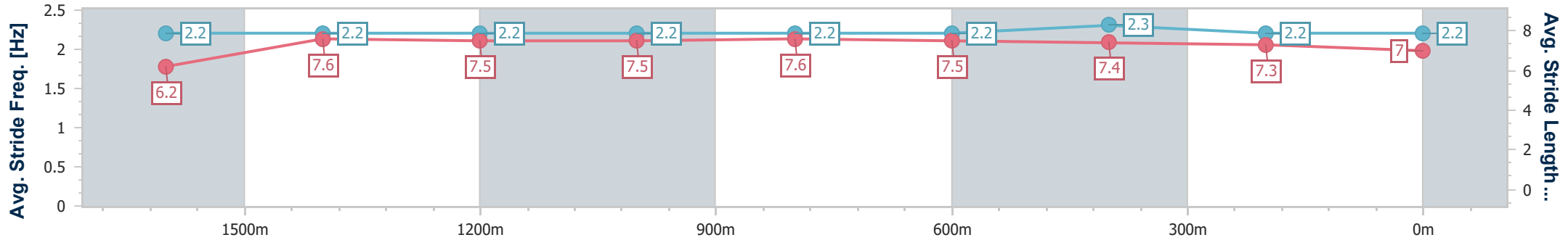
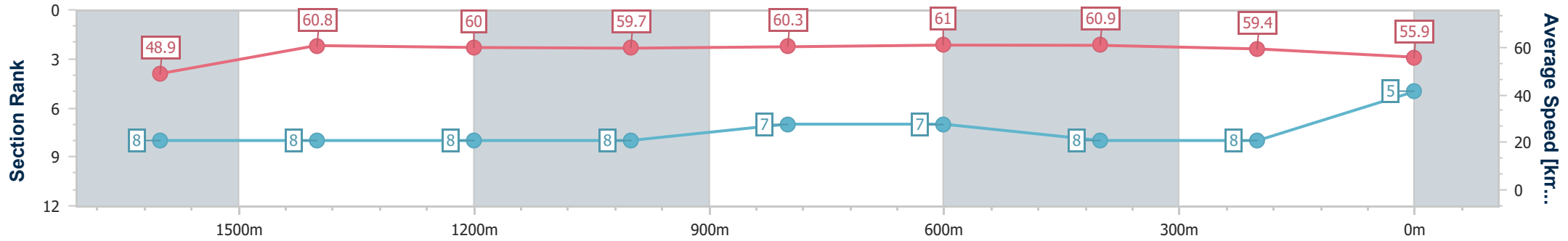
10 July 2024 - 14:50

Track Rating: Soft 7, Weather: Overcast, Rail Position: +11m Entire



BRISBANE
RACING CLUB

Section	Overall	1600m	1400m	1200m	1000m	800m	600m	400m	200m
Section Times	1:51.77 [5] (0:14.77)	1:37.00 [8] (0:11.90)	1:25.10 [8] (0:12.03)	1:13.07 [8] (0:12.12)	1:00.95 [8] (0:12.05)	0:48.90 [7] (0:11.92)	0:36.98 [7] (0:11.94)	0:25.04 [8] (0:12.09)	0:12.95 [8] (0:12.95)
Average Speed [km/h]	48.9	60.8	60.0	59.7	60.3	61.0	60.9	59.4	55.9
Top Speed [km/h]	61.5	62.6	60.4	60.0	60.9	61.0	61.2	60.9	57.0
Avg. Dist. to Rail [m]	4.0	2.1	2.1	2.3	2.5	1.7	2.1	6.1	6.0
Avg. Stride Freq. [Hz]	2.2	2.2	2.2	2.2	2.2	2.2	2.3	2.2	2.2
Avg. Stride Length [m]	6.2	7.6	7.5	7.5	7.6	7.5	7.4	7.3	7.0



- [] Ranking at each section and finish
- .-.- No data available at this section
- NA No data available



Horse/Jockey Name	Phaistos
Final Rank	6
Fastest Section Time (Section)	0:11.70 (600m)
Top Speed [km/h] (Section)	63.0 (600m)
Race State	Finished



Eagle Farm QLD Professional
Race 5: COUNTRY MUSIC RACEDAY ON SALE NOW
BENCHMARK 78 Handicap - 1800m

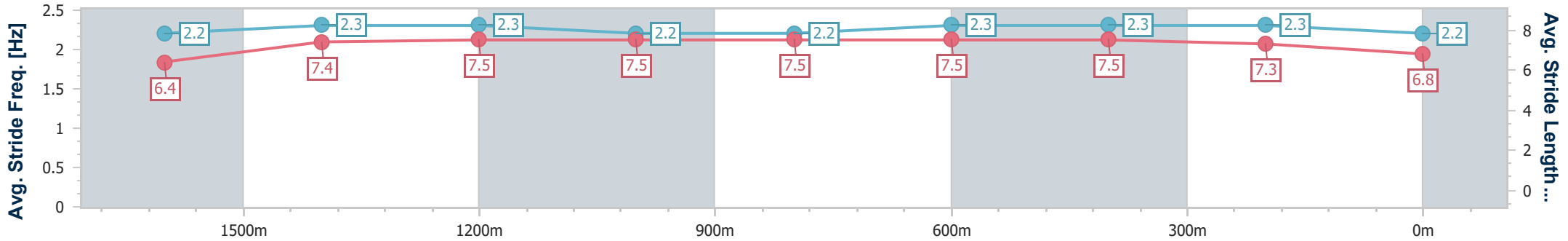
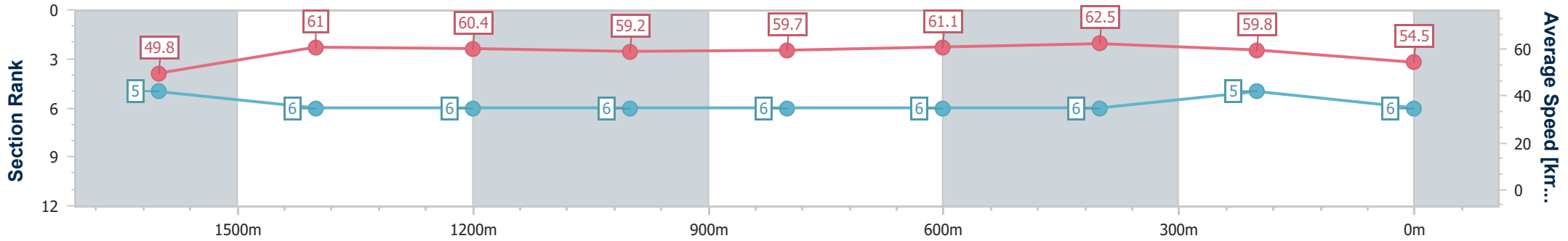
10 July 2024 - 14:50

Track Rating: Soft 7, Weather: Overcast, Rail Position: +11m Entire



BRISBANE
RACING CLUB

Section	Overall	1600m	1400m	1200m	1000m	800m	600m	400m	200m				
Section Times	1:51.79 [6] (0:14.53)	1:37.26 [5] (0:11.87)	1:25.39 [6] (0:11.96)	1:13.43 [6] (0:12.21)	1:01.22 [6] (0:12.29)	0:48.93 [6] (0:11.89)	0:37.04 [6] (0:11.70)	0:25.34 [6] (0:12.07)	0:13.27 [5] (0:13.27)				
Average Speed [km/h]	49.8	61.0	60.4	59.2	59.7	61.1	62.5	59.8	54.5				
Top Speed [km/h]	60.6	61.8	61.3	59.7	61.2	62.1	63.0	62.9	56.4				
Avg. Dist. to Rail [m]	3.1	2.3	3.7	4.0	3.7	2.5	3.4	9.4	8.5				
Avg. Stride Freq. [Hz]	2.2	2.3	2.3	2.2	2.2	2.3	2.3	2.3	2.2				
Avg. Stride Length [m]	6.4	7.4	7.5	7.5	7.5	7.5	7.5	7.3	6.8				



- [] Ranking at each section and finish
- .-.- No data available at this section
- NA No data available



Horse/Jockey Name	Secret Sheema
Final Rank	7
Fastest Section Time (Section)	0:11.68 (1600m)
Top Speed [km/h] (Section)	62.8 (1400m)
Race State	Finished



Eagle Farm QLD Professional
 Race 5: COUNTRY MUSIC RACEDAY ON SALE NOW
 BENCHMARK 78 Handicap - 1800m

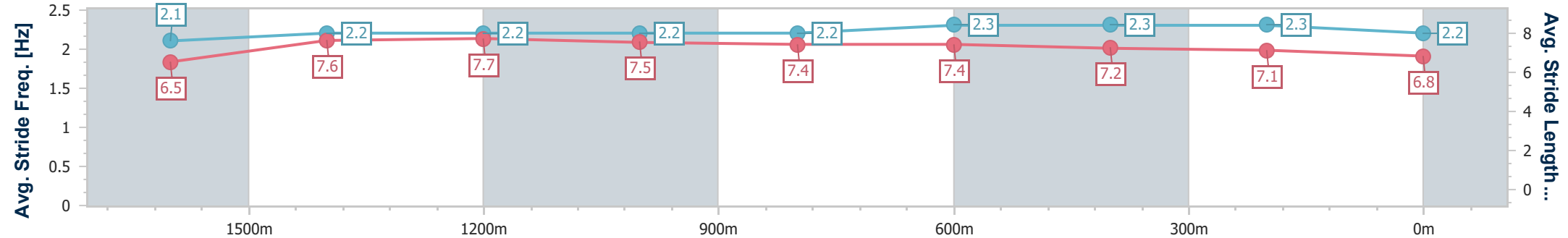
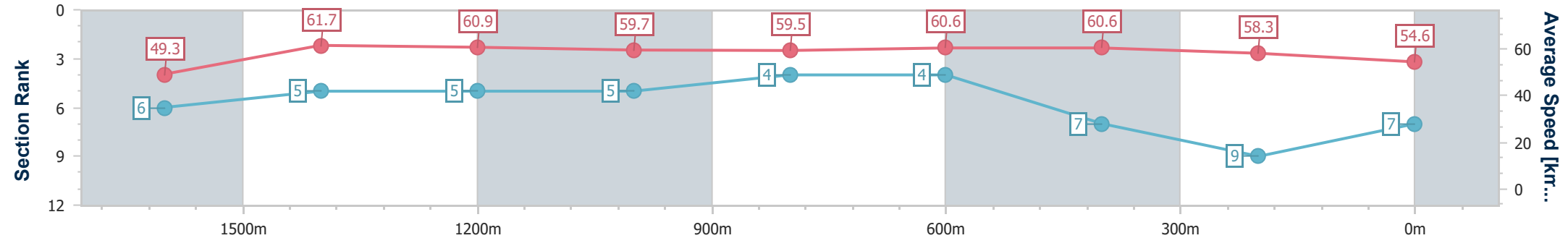
10 July 2024 - 14:50

Track Rating: Soft 7, Weather: Overcast, Rail Position: +11m Entire



BRISBANE
RACING CLUB

Section	Overall	1600m	1400m	1200m	1000m	800m	600m	400m	200m
Section Times	1:52.17 [7] (0:14.69)	1:37.48 [6] (0:11.68)	1:25.80 [5] (0:11.92)	1:13.88 [5] (0:12.07)	1:01.81 [5] (0:12.21)	0:49.60 [4] (0:12.01)	0:37.59 [4] (0:11.96)	0:25.63 [7] (0:12.37)	0:13.26 [9] (0:13.26)
Average Speed [km/h]	49.3	61.7	60.9	59.7	59.5	60.6	60.6	58.3	54.6
Top Speed [km/h]	61.0	62.8	62.8	60.2	60.9	60.9	61.7	60.6	56.1
Avg. Dist. to Rail [m]	4.5	1.5	2.5	2.5	2.5	1.7	1.9	6.0	5.0
Avg. Stride Freq. [Hz]	2.1	2.2	2.2	2.2	2.2	2.3	2.3	2.3	2.2
Avg. Stride Length [m]	6.5	7.6	7.7	7.5	7.4	7.4	7.2	7.1	6.8



- [] Ranking at each section and finish
- .-.- No data available at this section
- NA No data available



Horse/Jockey Name	Fifth Position
Final Rank	8
Fastest Section Time (Section)	0:11.20 (1600m)
Top Speed [km/h] (Section)	65.6 (1600m)
Race State	Finished



Eagle Farm QLD Professional
Race 5: COUNTRY MUSIC RACEDAY ON SALE NOW
BENCHMARK 78 Handicap - 1800m

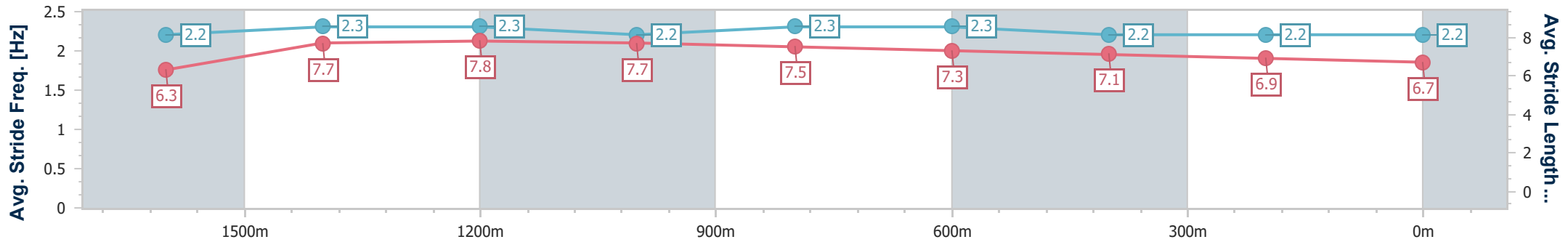
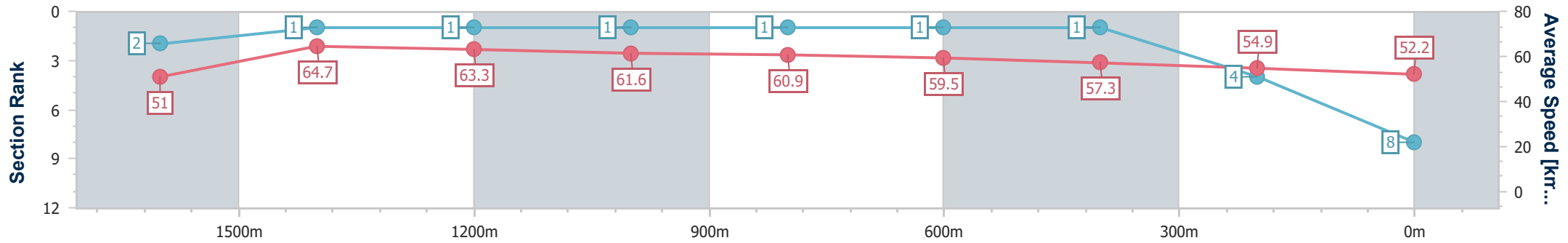
10 July 2024 - 14:50

Track Rating: Soft 7, Weather: Overcast, Rail Position: +11m Entire



BRISBANE
RACING CLUB

Section	Overall	1600m	1400m	1200m	1000m	800m	600m	400m	200m
Section Times	1:52.38 [8] (0:14.26)	1:38.12 [2] (0:11.20)	1:26.92 [1] (0:11.43)	1:15.49 [1] (0:11.69)	1:03.80 [1] (0:11.99)	0:51.81 [1] (0:12.19)	0:39.62 [1] (0:12.59)	0:27.03 [1] (0:13.15)	0:13.88 [4] (0:13.88)
Average Speed [km/h]	51.0	64.7	63.3	61.6	60.9	59.5	57.3	54.9	52.2
Top Speed [km/h]	64.0	65.6	63.9	63.3	61.4	61.2	59.3	56.2	54.4
Avg. Dist. to Rail [m]	6.9	1.5	1.2	2.1	2.6	1.6	1.2	7.9	7.5
Avg. Stride Freq. [Hz]	2.2	2.3	2.3	2.2	2.3	2.3	2.2	2.2	2.2
Avg. Stride Length [m]	6.3	7.7	7.8	7.7	7.5	7.3	7.1	6.9	6.7



- [] Ranking at each section and finish
- .-.- No data available at this section
- NA No data available



Horse/Jockey Name	Goldeel
Final Rank	9
Fastest Section Time (Section)	0:11.49 (1600m)
Top Speed [km/h] (Section)	65.7 (1600m)
Race State	Finished



Eagle Farm QLD Professional
Race 5: COUNTRY MUSIC RACEDAY ON SALE NOW
BENCHMARK 78 Handicap - 1800m

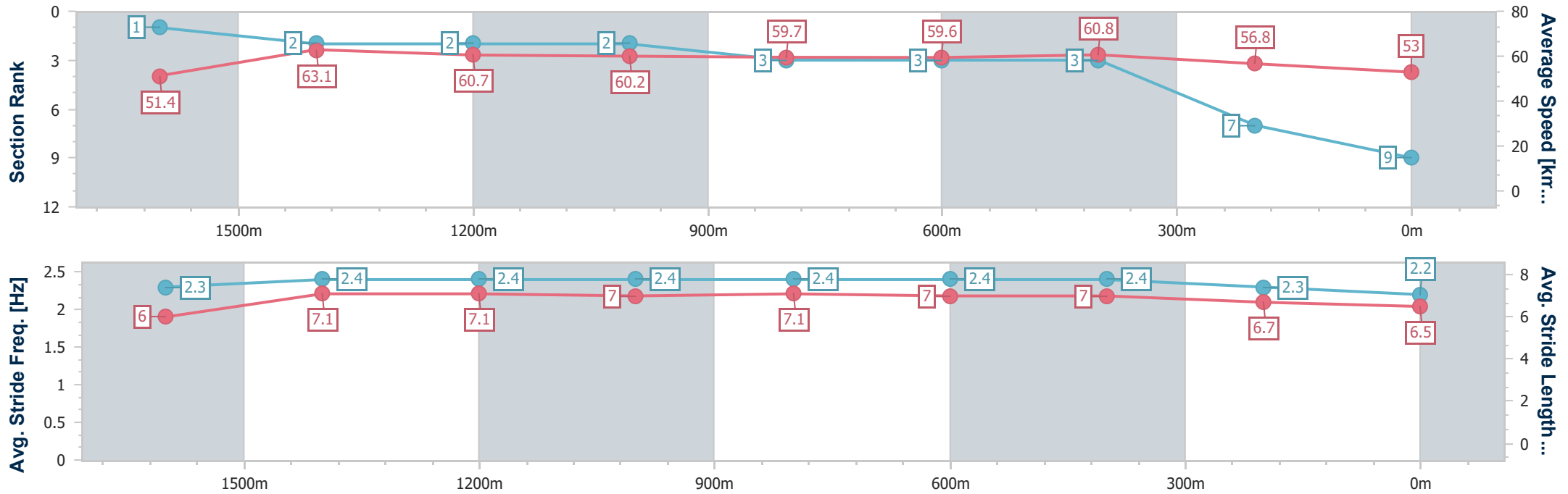
10 July 2024 - 14:50

Track Rating: Soft 7, Weather: Overcast, Rail Position: +11m Entire



BRISBANE
RACING CLUB

Section	Overall	1600m	1400m	1200m	1000m	800m	600m	400m	200m
Section Times	1:52.42 [9] (0:14.21)	1:38.21 [1] (0:11.49)	1:26.72 [2] (0:11.90)	1:14.82 [2] (0:12.01)	1:02.81 [2] (0:12.29)	0:50.52 [3] (0:12.25)	0:38.27 [3] (0:11.98)	0:26.29 [3] (0:12.68)	0:13.61 [7] (0:13.61)
Average Speed [km/h]	51.4	63.1	60.7	60.2	59.7	59.6	60.8	56.8	53.0
Top Speed [km/h]	65.7	65.7	62.1	60.9	60.3	60.5	61.7	61.9	53.8
Avg. Dist. to Rail [m]	5.2	2.6	3.5	3.6	3.7	3.1	3.1	7.3	8.7
Avg. Stride Freq. [Hz]	2.3	2.4	2.4	2.4	2.4	2.4	2.4	2.3	2.2
Avg. Stride Length [m]	6.0	7.1	7.1	7.0	7.1	7.0	7.0	6.7	6.5



- [] Ranking at each section and finish
- .-.- No data available at this section
- NA No data available