



Eagle Farm QLD Professional

Race 6: U&U RECRUITMENT BENCHMARK 68 Handicap (4YO ONLY QTIS BONUSES APPLICABLE) - 2231m

10 July 2024 - 15:25



BRISBANE
RACING CLUB

Track Rating: Soft 7, Weather: Overcast, Rail Position: +11m Entire

Section														
Field Times	Overall	2000m	1800m	1600m	1400m	1200m	1000m	Last 600m						
	2:23.59 (0:18.46)	2:05.13 (0:12.07)	1:53.06 (0:12.11)	1:40.95 (0:12.24)	1:28.71 (0:12.45)	1:16.26 (0:12.60)	1:03.66 (0:12.78)	0:00.00						
Rank	TAB	Horse/Jockey	Barrier	Top Speed [km/h]	Fastest Section									Distance Travelled [m]
1	7	COUP DE TONNERRE Cody Collis	19	61.9 2000m	0:11.90 2000m	2:23.59 [1] (0:18.76)	2:04.83 [5] (0:11.90)	1:52.93 [3] (0:12.51)	1:40.42 [3] (0:12.40)	1:28.02 [3] (0:12.38)	1:15.64 [3] (0:12.53)	1:03.11 [4] (0:12.78)	0:37.62	
2	4	LIKEABEEL Robbie Dolan	3	62.3 600m	0:12.04 400m	2:23.62 [2] (0:19.30)	2:04.32 [9] (0:12.31)	1:52.01 [9] (0:12.39)	1:39.62 [8] (0:12.51)	1:27.11 [8] (0:12.47)	1:14.64 [9] (0:12.43)	1:02.21 [8] (0:12.45)	0:37.17	-9
3	16	SAVILEO Jake Bayliss	1	60.4 400m	0:12.18 600m	2:23.85 [3] (0:19.04)	2:04.81 [6] (0:12.38)	1:52.43 [7] (0:12.40)	1:40.03 [7] (0:12.27)	1:27.76 [6] (0:12.48)	1:15.28 [7] (0:12.46)	1:02.82 [6] (0:12.60)	0:37.59	-14
4	20	FLASH PRINCE Samantha Collett	12	61.8 400m	0:11.99 400m	2:23.99 [4] (0:19.42)	2:04.57 [10] (0:12.45)	1:52.12 [10] (0:12.39)	1:39.73 [10] (0:12.59)	1:27.14 [10] (0:12.42)	1:14.72 [10] (0:12.46)	1:02.26 [9] (0:12.32)	0:37.42	-15
5	13	COUNTER Michael Rodd	15	63.9 2000m	0:11.96 2000m	2:24.01 [5] (0:19.30)	2:04.71 [8] (0:11.96)	1:52.75 [6] (0:12.46)	1:40.29 [6] (0:12.65)	1:27.64 [7] (0:12.49)	1:15.15 [8] (0:12.47)	1:02.68 [7] (0:12.49)	0:37.63	-5
6	5	YET HE MOVES Vlad Duric	10	61.8 600m	0:12.24 2000m	2:24.26 [6] (0:18.73)	2:05.53 [4] (0:12.24)	1:53.29 [4] (0:12.25)	1:41.04 [4] (0:12.35)	1:28.69 [4] (0:12.43)	1:16.26 [5] (0:12.44)	1:03.82 [3] (0:12.60)	0:38.42	-10
7	6	SPEAK NOW Anthony Allen	13	60.4 1800m	0:12.31 2000m	2:25.36 [7] (0:18.72)	2:06.64 [3] (0:12.31)	1:54.33 [5] (0:12.37)	1:41.96 [5] (0:12.56)	1:29.40 [5] (0:12.51)	1:16.89 [6] (0:12.44)	1:04.45 [5] (0:12.59)	0:39.19	-2
8	11	AIDEN Micheal Hellyer	11	61.1 2000m	0:12.07 1800m	2:25.50 [8] (0:18.46)	2:07.04 [1] (0:12.11)	1:54.93 [2] (0:12.07)	1:42.86 [1] (0:12.24)	1:30.62 [1] (0:12.45)	1:18.17 [1] (0:12.60)	1:05.57 [1] (0:12.78)	0:39.90	-10
9	10	LEATHER JACKET LEW Jim Byrne	14	61.9 2000m	0:11.93 2000m	2:26.65 [9] (0:18.60)	2:08.05 [2] (0:11.93)	1:56.12 [1] (0:12.38)	1:43.74 [2] (0:12.36)	1:31.38 [2] (0:12.40)	1:18.98 [2] (0:12.55)	1:06.43 [2] (0:12.77)	0:40.85	-3
10	12	PRINCETON AWARD Boris Thornton	8	Data was not able to be tracked for this horse		----	----	----	----	----	----	----	----	----

Scratched: Enunciation (#14), Persevere (#2), Nitroglycerine (#18), Intuitu (#1), Guts 'N' Glory (#8), Glen Massey (#17), Port Maurant (#15), Tavistorm (#3), Viadelamore (#9), Fisherman's Beach (#19)



Eagle Farm QLD Professional
Race 6: U&U RECRUITMENT BENCHMARK 68 Handicap (4YO ONLY
QTIS BONUSES APPLICABLE) - 2231m

10 July 2024 - 15:25



BRISBANE
RACING CLUB

Track Rating: Soft 7, Weather: Overcast, Rail Position: +11m Entire

Section						800m	600m	400m	200m	Last 600m	
Field Times						0:50.88 (0:12.89)	0:37.99 (0:12.58)	0:25.41 (0:12.34)	0:13.07 (0:13.07)	0:00.00	
Rank	TAB Horse/Jockey	Barrier	Top Speed [km/h]	Fastest Section					Margin	Margin	Distance Travelled [m]
1	7 COUP DE TONNERRE Cody Collis	19	61.9 2000m	0:11.90 2000m	0:50.33 [4] (0:12.71)	0:37.62 [4] (0:12.23)	0:25.39 [2] (0:12.32)	0:13.07 [1] (0:13.07)	2:23.59	0:37.62	
2	4 LIKEABEEL Robbie Dolan	3	62.3 600m	0:12.04 400m	0:49.76 [8] (0:12.59)	0:37.17 [8] (0:12.09)	0:25.08 [5] (0:12.04)	0:13.04 [3] (0:13.04)	0.2L	0:37.17	-9
3	16 SAVILEO Jake Bayliss	1	60.4 400m	0:12.18 600m	0:50.22 [6] (0:12.63)	0:37.59 [6] (0:12.18)	0:25.41 [4] (0:12.22)	0:13.19 [4] (0:13.19)	1.53L	0:37.59	-14
4	20 FLASH PRINCE Samantha Collett	12	61.8 400m	0:11.99 400m	0:49.94 [9] (0:12.52)	0:37.42 [9] (0:12.34)	0:25.08 [9] (0:11.99)	0:13.09 [6] (0:13.09)	2.36L	0:37.42	-15
5	13 COUNTER Michael Rodd	15	63.9 2000m	0:11.96 2000m	0:50.19 [7] (0:12.56)	0:37.63 [7] (0:12.16)	0:25.47 [6] (0:12.21)	0:13.26 [5] (0:13.26)	2.52L	0:37.63	-5
6	5 YET HE MOVES Vlad Duric	10	61.8 600m	0:12.24 2000m	0:51.22 [3] (0:12.80)	0:38.42 [3] (0:12.34)	0:26.08 [1] (0:12.36)	0:13.72 [2] (0:13.72)	3.95L	0:38.42	-10
7	6 SPEAK NOW Anthony Allen	13	60.4 1800m	0:12.31 2000m	0:51.86 [5] (0:12.67)	0:39.19 [5] (0:12.69)	0:26.50 [8] (0:12.77)	0:13.73 [8] (0:13.73)	10.41L	0:39.19	-2
8	11 AIDEN Micheal Hellyer	11	61.1 2000m	0:12.07 1800m	0:52.79 [1] (0:12.89)	0:39.90 [1] (0:12.62)	0:27.28 [3] (0:12.97)	0:14.31 [7] (0:14.31)	11.24L	0:39.90	-10
9	10 LEATHER JACKET LEW Jim Byrne	14	61.9 2000m	0:11.93 2000m	0:53.66 [2] (0:12.81)	0:40.85 [2] (0:12.82)	0:28.03 [7] (0:13.28)	0:14.75 [9] (0:14.75)	18L	0:40.85	-3
10	12 PRINCETON AWARD Boris Thornton	8	Data was not able to be tracked for this horse		----	----	----	----	21.29L	----	----

Scratched: Enunciation (#14), Persevere (#2), Nitroglycerine (#18), Intuitu (#1), Guts 'N' Glory (#8), Glen Massey (#17), Port Maurant (#15), Tavistorm (#3), Viadelamore (#9), Fisherman's Beach (#19)



Horse/Jockey Name	Coup De Tonnerre
Final Rank	1
Fastest Section Time (Section)	0:11.90 (2000m)
Top Speed [km/h] (Section)	61.9 (2000m)
Race State	Finished



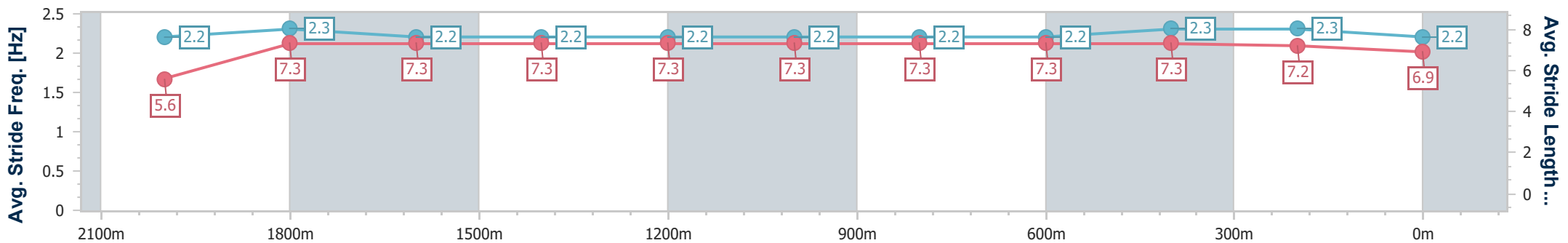
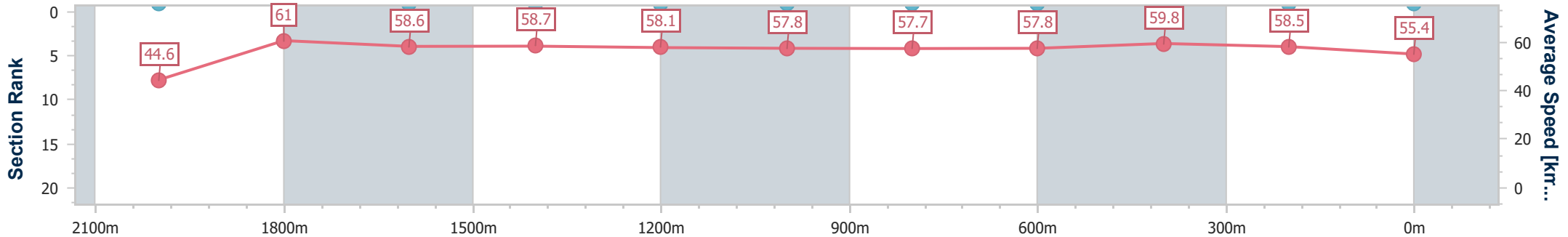
Eagle Farm QLD Professional
 Race 6: U&U RECRUITMENT BENCHMARK 68 Handicap (4YO
 ONLY QTIS BONUSES APPLICABLE) - 2231m



BRISBANE
 RACING CLUB

10 July 2024 - 15:25
 Track Rating: Soft 7, Weather: Overcast, Rail Position: +11m Entire

Section	Overall	2000m	1800m	1600m	1400m	1200m	1000m	800m	600m	400m	200m
Section Times	2:23.59 [1] (0:18.76)	2:04.83 [5] (0:11.90)	1:52.93 [3] (0:12.51)	1:40.42 [3] (0:12.40)	1:28.02 [3] (0:12.38)	1:15.64 [3] (0:12.53)	1:03.11 [4] (0:12.78)	0:50.33 [4] (0:12.71)	0:37.62 [4] (0:12.23)	0:25.39 [2] (0:12.32)	0:13.07 [1] (0:13.07)
Average Speed [km/h]	44.6	61.0	58.6	58.7	58.1	57.8	57.7	57.8	59.8	58.5	55.4
Top Speed [km/h]	61.5	61.9	60.5	59.8	58.8	58.3	58.2	58.7	61.6	61.7	56.5
Avg. Dist. to Rail [m]	10.6	1.8	3.0	3.3	3.1	3.0	4.5	4.8	3.6	5.6	6.6
Avg. Stride Freq. [Hz]	2.2	2.3	2.2	2.2	2.2	2.2	2.2	2.2	2.3	2.3	2.2
Avg. Stride Length [m]	5.6	7.3	7.3	7.3	7.3	7.3	7.3	7.3	7.3	7.2	6.9



- [] Ranking at each section and finish
- .-.- No data available at this section
- NA No data available



Horse/Jockey Name	Likeabeel
Final Rank	2
Fastest Section Time (Section)	0:12.04 (400m)
Top Speed [km/h] (Section)	62.3 (600m)
Race State	Finished



Eagle Farm QLD Professional
 Race 6: U&U RECRUITMENT BENCHMARK 68 Handicap (4YO
 ONLY QTIS BONUSES APPLICABLE) - 2231m

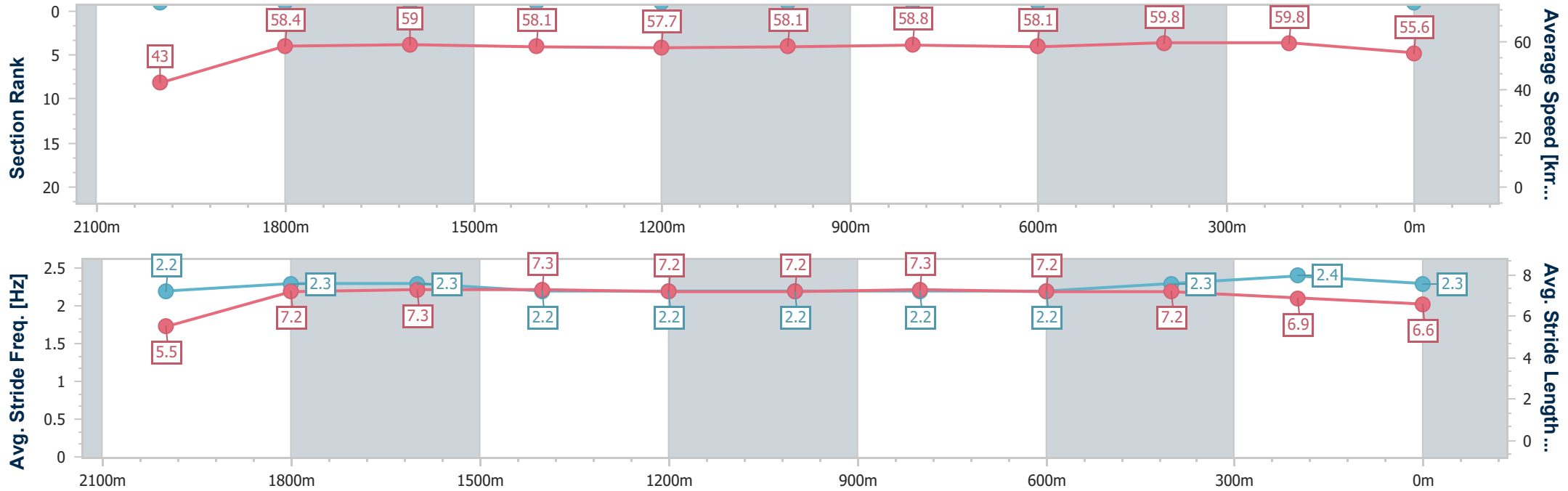


BRISBANE
 RACING CLUB

10 July 2024 - 15:25

Track Rating: Soft 7, Weather: Overcast, Rail Position: +11m Entire

Section	Overall	2000m	1800m	1600m	1400m	1200m	1000m	800m	600m	400m	200m
Section Times	2:23.62 [2] (0:19.30)	2:04.32 [9] (0:12.31)	1:52.01 [9] (0:12.39)	1:39.62 [8] (0:12.51)	1:27.11 [8] (0:12.47)	1:14.64 [9] (0:12.43)	1:02.21 [8] (0:12.45)	0:49.76 [8] (0:12.59)	0:37.17 [8] (0:12.09)	0:25.08 [5] (0:12.04)	0:13.04 [3] (0:13.04)
Average Speed [km/h]	43.0	58.4	59.0	58.1	57.7	58.1	58.8	58.1	59.8	59.8	55.6
Top Speed [km/h]	59.7	59.9	59.8	58.9	58.7	59.5	59.6	58.7	62.3	62.3	57.1
Avg. Dist. to Rail [m]	7.8	1.1	2.8	3.1	2.5	2.6	3.4	3.4	1.2	1.8	2.0
Avg. Stride Freq. [Hz]	2.2	2.3	2.3	2.2	2.2	2.2	2.2	2.2	2.3	2.4	2.3
Avg. Stride Length [m]	5.5	7.2	7.3	7.3	7.2	7.2	7.3	7.2	7.2	6.9	6.6



- [] Ranking at each section and finish
- .-.- No data available at this section
- NA No data available



Horse/Jockey Name	Savileo
Final Rank	3
Fastest Section Time (Section)	0:12.18 (600m)
Top Speed [km/h] (Section)	60.4 (400m)
Race State	Finished



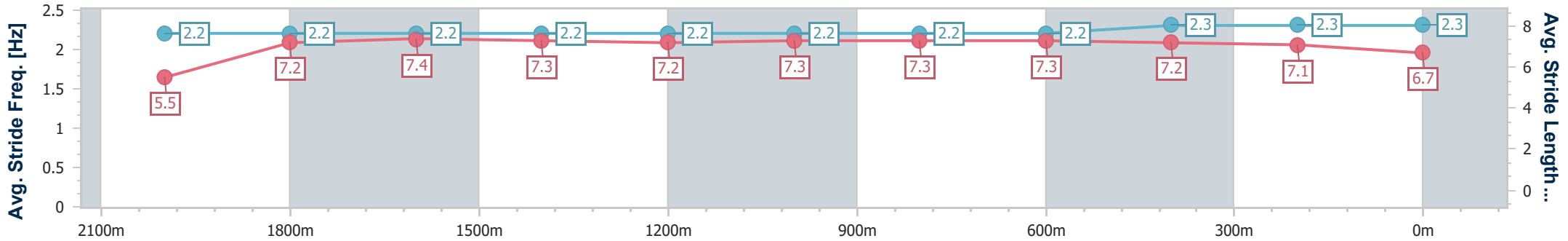
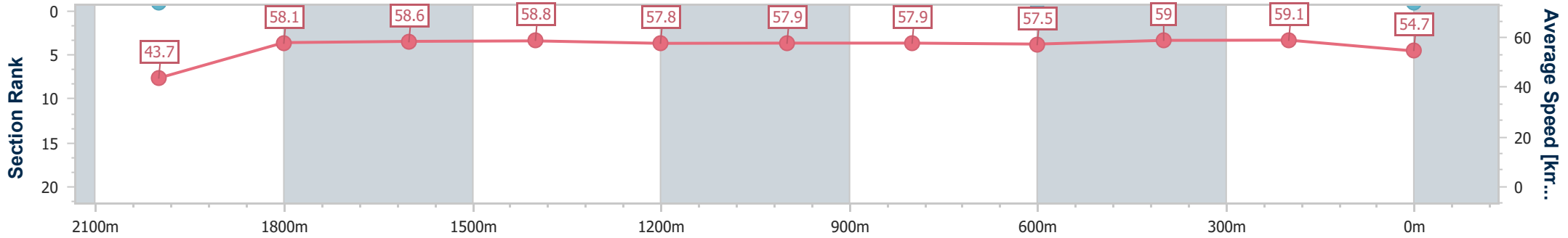
Eagle Farm QLD Professional
 Race 6: U&U RECRUITMENT BENCHMARK 68 Handicap (4YO
 ONLY QTIS BONUSES APPLICABLE) - 2231m



BRISBANE
 RACING CLUB

10 July 2024 - 15:25
 Track Rating: Soft 7, Weather: Overcast, Rail Position: +11m Entire

Section	Overall	2000m	1800m	1600m	1400m	1200m	1000m	800m	600m	400m	200m
Section Times	2:23.85 [3] (0:19.04)	2:04.81 [6] (0:12.38)	1:52.43 [7] (0:12.40)	1:40.03 [7] (0:12.27)	1:27.76 [6] (0:12.48)	1:15.28 [7] (0:12.46)	1:02.82 [6] (0:12.60)	0:50.22 [6] (0:12.63)	0:37.59 [6] (0:12.18)	0:25.41 [4] (0:12.22)	0:13.19 [4] (0:13.19)
Average Speed [km/h]	43.7	58.1	58.6	58.8	57.8	57.9	57.9	57.5	59.0	59.1	54.7
Top Speed [km/h]	59.0	59.5	59.7	59.4	59.2	59.4	58.7	58.4	60.2	60.4	57.0
Avg. Dist. to Rail [m]	7.5	0.7	2.0	1.3	1.7	2.0	2.8	1.9	0.5	2.3	2.8
Avg. Stride Freq. [Hz]	2.2	2.2	2.2	2.2	2.2	2.2	2.2	2.2	2.3	2.3	2.3
Avg. Stride Length [m]	5.5	7.2	7.4	7.3	7.2	7.3	7.3	7.3	7.2	7.1	6.7



- [] Ranking at each section and finish
- .-.- No data available at this section
- NA No data available



Horse/Jockey Name	Flash Prince
Final Rank	4
Fastest Section Time (Section)	0:11.99 (400m)
Top Speed [km/h] (Section)	61.8 (400m)
Race State	Finished



Eagle Farm QLD Professional
 Race 6: U&U RECRUITMENT BENCHMARK 68 Handicap (4YO
 ONLY QTIS BONUSES APPLICABLE) - 2231m

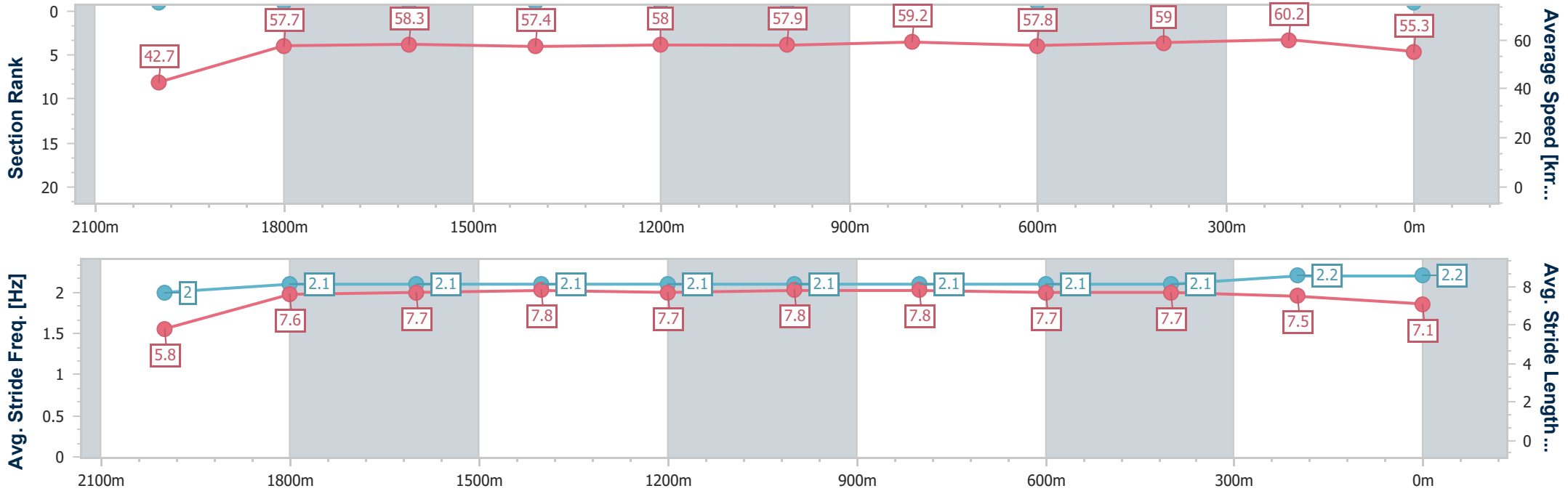


BRISBANE
 RACING CLUB

10 July 2024 - 15:25

Track Rating: Soft 7, Weather: Overcast, Rail Position: +11m Entire

Section	Overall	2000m	1800m	1600m	1400m	1200m	1000m	800m	600m	400m	200m
Section Times	2:23.99 [4] (0:19.42)	2:04.57 [10] (0:12.45)	1:52.12 [10] (0:12.39)	1:39.73 [10] (0:12.59)	1:27.14 [10] (0:12.42)	1:14.72 [10] (0:12.46)	1:02.26 [9] (0:12.32)	0:49.94 [9] (0:12.52)	0:37.42 [9] (0:12.34)	0:25.08 [9] (0:11.99)	0:13.09 [6] (0:13.09)
Average Speed [km/h]	42.7	57.7	58.3	57.4	58.0	57.9	59.2	57.8	59.0	60.2	55.3
Top Speed [km/h]	59.1	58.8	59.3	58.8	58.6	59.4	60.5	58.6	60.5	61.8	57.8
Avg. Dist. to Rail [m]	8.3	0.9	0.8	1.2	1.6	1.8	2.4	1.6	2.5	8.5	10.2
Avg. Stride Freq. [Hz]	2.0	2.1	2.1	2.1	2.1	2.1	2.1	2.1	2.1	2.2	2.2
Avg. Stride Length [m]	5.8	7.6	7.7	7.8	7.7	7.8	7.8	7.7	7.7	7.5	7.1



- [] Ranking at each section and finish
- .-.- No data available at this section
- NA No data available



Horse/Jockey Name	Counter
Final Rank	5
Fastest Section Time (Section)	0:11.96 (2000m)
Top Speed [km/h] (Section)	63.9 (2000m)
Race State	Finished



Eagle Farm QLD Professional
 Race 6: U&U RECRUITMENT BENCHMARK 68 Handicap (4YO
 ONLY QTIS BONUSES APPLICABLE) - 2231m

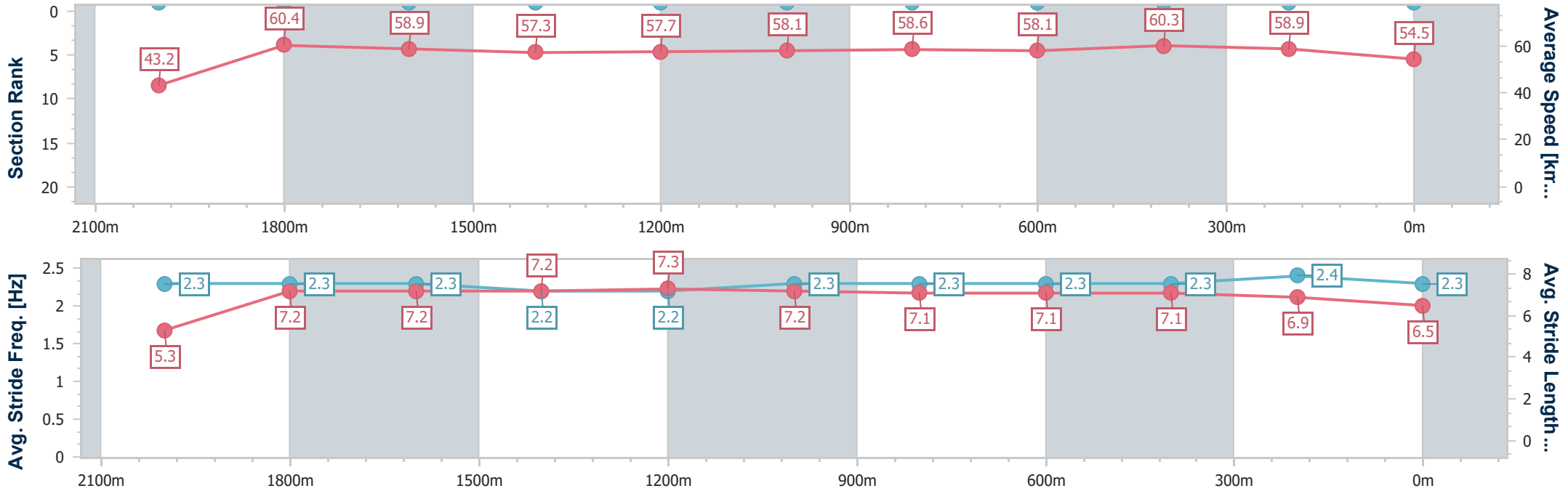


BRISBANE
 RACING CLUB

10 July 2024 - 15:25

Track Rating: Soft 7, Weather: Overcast, Rail Position: +11m Entire

Section	Overall	2000m	1800m	1600m	1400m	1200m	1000m	800m	600m	400m	200m
Section Times	2:24.01 [5] (0:19.30)	2:04.71 [8] (0:11.96)	1:52.75 [6] (0:12.46)	1:40.29 [6] (0:12.65)	1:27.64 [7] (0:12.49)	1:15.15 [8] (0:12.47)	1:02.68 [7] (0:12.49)	0:50.19 [7] (0:12.56)	0:37.63 [7] (0:12.16)	0:25.47 [6] (0:12.21)	0:13.26 [5] (0:13.26)
Average Speed [km/h]	43.2	60.4	58.9	57.3	57.7	58.1	58.6	58.1	60.3	58.9	54.5
Top Speed [km/h]	61.0	63.9	59.7	58.4	59.4	59.3	59.5	58.4	61.6	61.3	56.1
Avg. Dist. to Rail [m]	9.2	1.0	3.2	3.1	2.9	3.3	3.8	2.7	3.8	7.4	9.5
Avg. Stride Freq. [Hz]	2.3	2.3	2.3	2.2	2.2	2.3	2.3	2.3	2.3	2.4	2.3
Avg. Stride Length [m]	5.3	7.2	7.2	7.2	7.3	7.2	7.1	7.1	7.1	6.9	6.5



- [] Ranking at each section and finish
- .-.- No data available at this section
- NA No data available



Horse/Jockey Name	Yet He Moves
Final Rank	6
Fastest Section Time (Section)	0:12.24 (2000m)
Top Speed [km/h] (Section)	61.8 (600m)
Race State	Finished



Eagle Farm QLD Professional
 Race 6: U&U RECRUITMENT BENCHMARK 68 Handicap (4YO
 ONLY QTIS BONUSES APPLICABLE) - 2231m

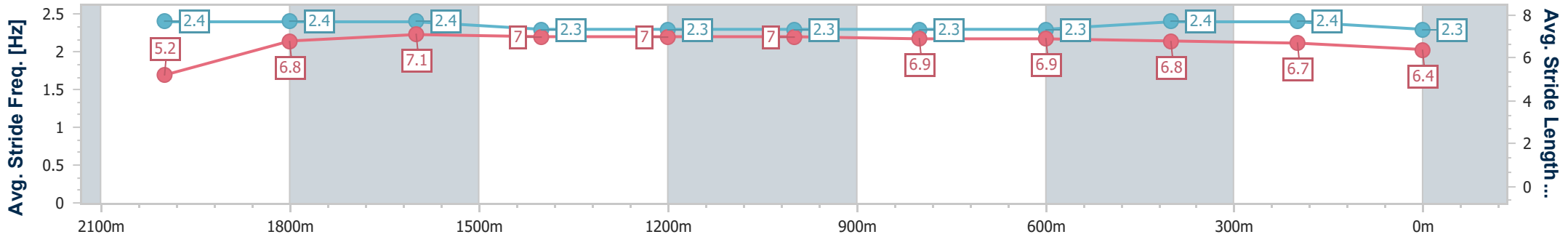
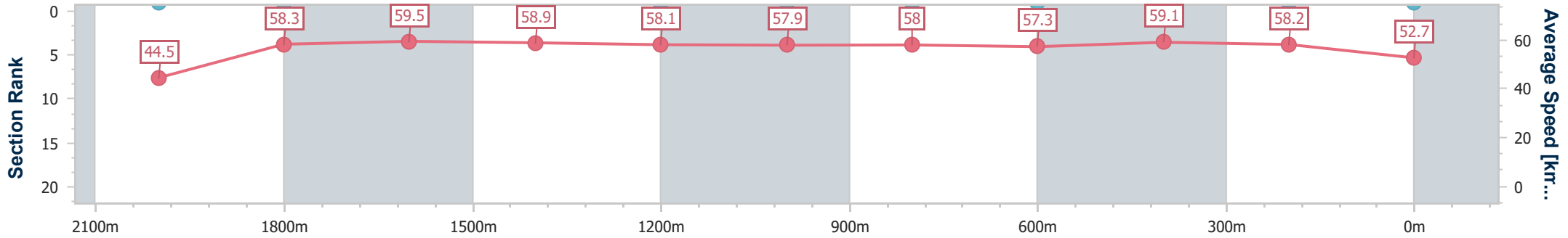


BRISBANE
 RACING CLUB

10 July 2024 - 15:25

Track Rating: Soft 7, Weather: Overcast, Rail Position: +11m Entire

Section	Overall	2000m	1800m	1600m	1400m	1200m	1000m	800m	600m	400m	200m
Section Times	2:24.26 [6] (0:18.73)	2:05.53 [4] (0:12.24)	1:53.29 [4] (0:12.25)	1:41.04 [4] (0:12.35)	1:28.69 [4] (0:12.43)	1:16.26 [5] (0:12.44)	1:03.82 [3] (0:12.60)	0:51.22 [3] (0:12.80)	0:38.42 [3] (0:12.34)	0:26.08 [1] (0:12.36)	0:13.72 [2] (0:13.72)
Average Speed [km/h]	44.5	58.3	59.5	58.9	58.1	57.9	58.0	57.3	59.1	58.2	52.7
Top Speed [km/h]	59.6	59.8	60.8	60.3	59.3	58.6	58.8	59.1	61.8	61.5	56.0
Avg. Dist. to Rail [m]	7.4	1.1	2.5	2.8	1.4	1.7	3.2	4.0	2.2	4.0	4.7
Avg. Stride Freq. [Hz]	2.4	2.4	2.4	2.3	2.3	2.3	2.3	2.3	2.4	2.4	2.3
Avg. Stride Length [m]	5.2	6.8	7.1	7.0	7.0	7.0	6.9	6.9	6.8	6.7	6.4



- [] Ranking at each section and finish
- .-.- No data available at this section
- NA No data available



Horse/Jockey Name	Speak Now
Final Rank	7
Fastest Section Time (Section)	0:12.31 (2000m)
Top Speed [km/h] (Section)	60.4 (1800m)
Race State	Finished



Eagle Farm QLD Professional
 Race 6: U&U RECRUITMENT BENCHMARK 68 Handicap (4YO
 ONLY QTIS BONUSES APPLICABLE) - 2231m

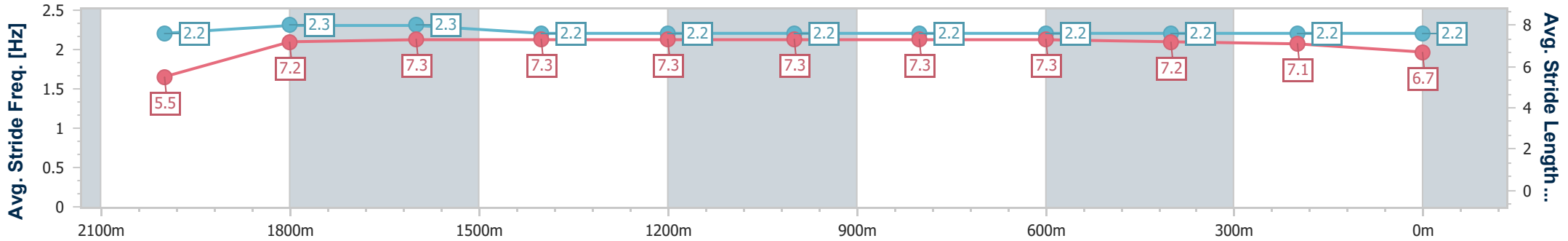
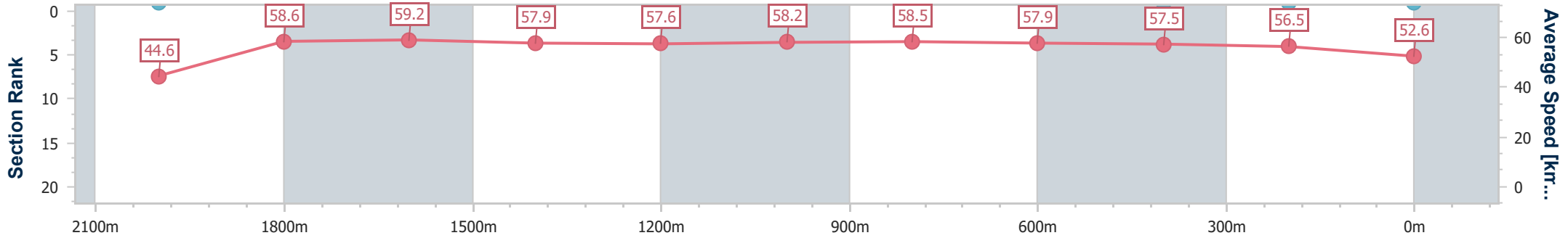


BRISBANE
 RACING CLUB

10 July 2024 - 15:25

Track Rating: Soft 7, Weather: Overcast, Rail Position: +11m Entire

Section	Overall	2000m	1800m	1600m	1400m	1200m	1000m	800m	600m	400m	200m
Section Times	2:25.36 [7] (0:18.72)	2:06.64 [3] (0:12.31)	1:54.33 [5] (0:12.37)	1:41.96 [5] (0:12.56)	1:29.40 [5] (0:12.51)	1:16.89 [6] (0:12.44)	1:04.45 [5] (0:12.59)	0:51.86 [5] (0:12.67)	0:39.19 [5] (0:12.69)	0:26.50 [8] (0:12.77)	0:13.73 [8] (0:13.73)
Average Speed [km/h]	44.6	58.6	59.2	57.9	57.6	58.2	58.5	57.9	57.5	56.5	52.6
Top Speed [km/h]	60.0	59.3	60.4	59.0	58.6	59.3	59.2	58.5	58.2	57.1	54.7
Avg. Dist. to Rail [m]	8.9	1.3	3.3	3.6	3.5	3.8	4.8	4.1	3.7	8.7	8.1
Avg. Stride Freq. [Hz]	2.2	2.3	2.3	2.2	2.2	2.2	2.2	2.2	2.2	2.2	2.2
Avg. Stride Length [m]	5.5	7.2	7.3	7.3	7.3	7.3	7.3	7.3	7.2	7.1	6.7



- [] Ranking at each section and finish
- .-.- No data available at this section
- NA No data available



Horse/Jockey Name	Aiden
Final Rank	8
Fastest Section Time (Section)	0:12.07 (1800m)
Top Speed [km/h] (Section)	61.1 (2000m)
Race State	Finished



Eagle Farm QLD Professional
 Race 6: U&U RECRUITMENT BENCHMARK 68 Handicap (4YO
 ONLY QTIS BONUSES APPLICABLE) - 2231m

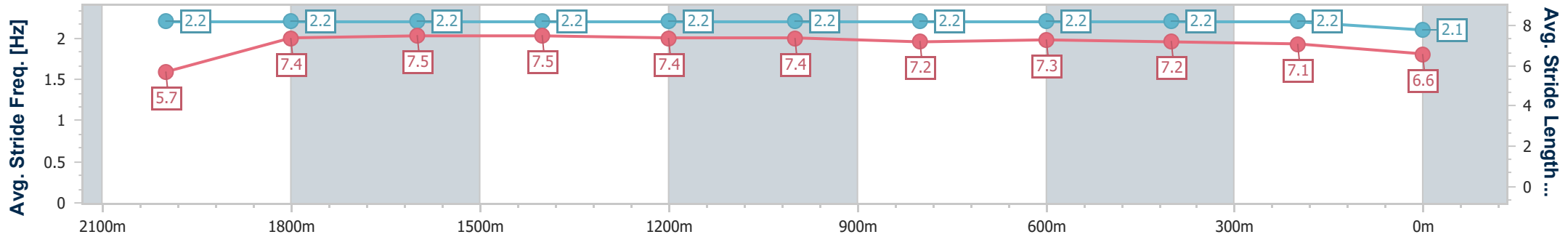
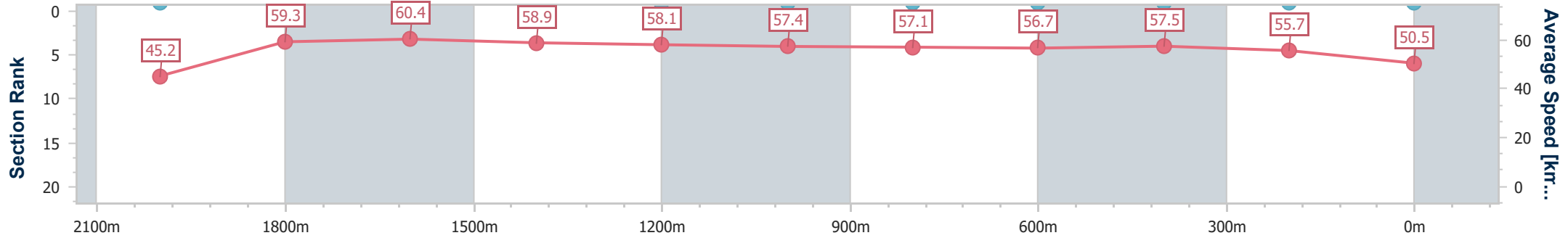


BRISBANE
 RACING CLUB

10 July 2024 - 15:25

Track Rating: Soft 7, Weather: Overcast, Rail Position: +11m Entire

Section	Overall	2000m	1800m	1600m	1400m	1200m	1000m	800m	600m	400m	200m
Section Times	2:25.50 [8] (0:18.46)	2:07.04 [1] (0:12.11)	1:54.93 [2] (0:12.07)	1:42.86 [1] (0:12.24)	1:30.62 [1] (0:12.45)	1:18.17 [1] (0:12.60)	1:05.57 [1] (0:12.78)	0:52.79 [1] (0:12.89)	0:39.90 [1] (0:12.62)	0:27.28 [3] (0:12.97)	0:14.31 [7] (0:14.31)
Average Speed [km/h]	45.2	59.3	60.4	58.9	58.1	57.4	57.1	56.7	57.5	55.7	50.5
Top Speed [km/h]	61.1	61.1	61.1	59.9	58.6	58.1	57.6	57.5	57.9	57.9	53.0
Avg. Dist. to Rail [m]	8.2	0.6	2.1	1.7	1.8	2.3	3.3	3.0	2.0	4.0	5.3
Avg. Stride Freq. [Hz]	2.2	2.2	2.2	2.2	2.2	2.2	2.2	2.2	2.2	2.2	2.1
Avg. Stride Length [m]	5.7	7.4	7.5	7.5	7.4	7.4	7.2	7.3	7.2	7.1	6.6



- [] Ranking at each section and finish
- .-.- No data available at this section
- NA No data available



Horse/Jockey Name	Leather Jacket Lew
Final Rank	9
Fastest Section Time (Section)	0:11.93 (2000m)
Top Speed [km/h] (Section)	61.9 (2000m)
Race State	Finished



Eagle Farm QLD Professional
 Race 6: U&U RECRUITMENT BENCHMARK 68 Handicap (4YO
 ONLY QTIS BONUSES APPLICABLE) - 2231m

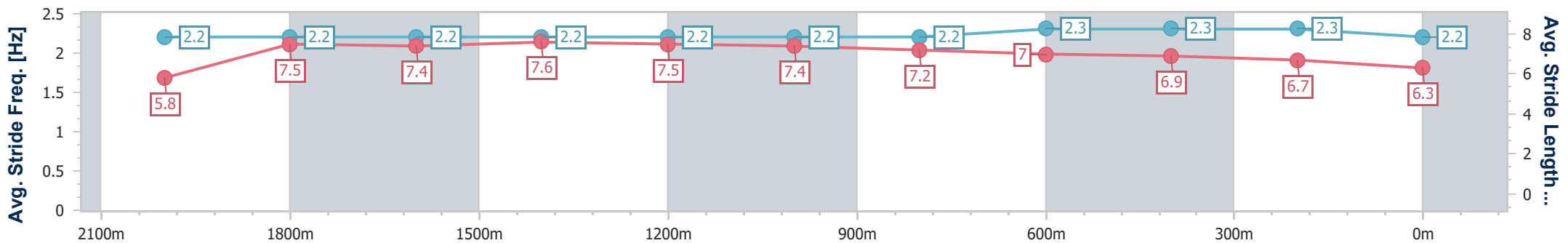
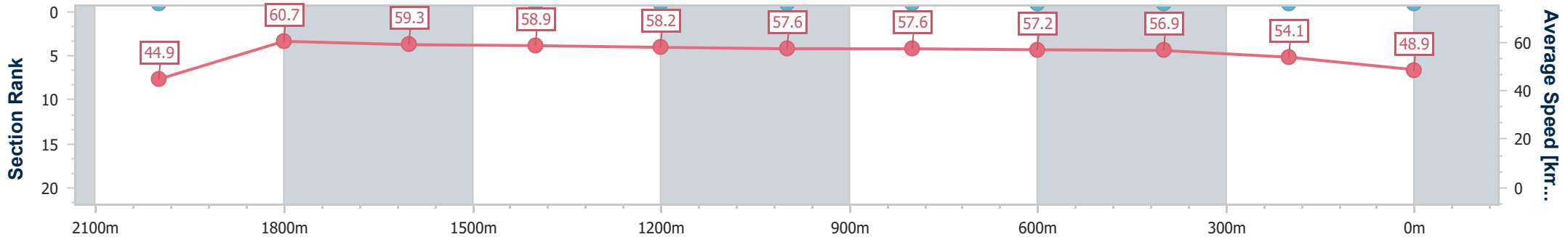


BRISBANE
 RACING CLUB

10 July 2024 - 15:25

Track Rating: Soft 7, Weather: Overcast, Rail Position: +11m Entire

Section	Overall	2000m	1800m	1600m	1400m	1200m	1000m	800m	600m	400m	200m
Section Times	2:26.65 [9] (0:18.60)	2:08.05 [2] (0:11.93)	1:56.12 [1] (0:12.38)	1:43.74 [2] (0:12.36)	1:31.38 [2] (0:12.40)	1:18.98 [2] (0:12.55)	1:06.43 [2] (0:12.77)	0:53.66 [2] (0:12.81)	0:40.85 [2] (0:12.82)	0:28.03 [7] (0:13.28)	0:14.75 [9] (0:14.75)
Average Speed [km/h]	44.9	60.7	59.3	58.9	58.2	57.6	57.6	57.2	56.9	54.1	48.9
Top Speed [km/h]	61.8	61.9	61.2	59.7	59.6	58.3	58.3	58.2	57.5	56.4	52.0
Avg. Dist. to Rail [m]	10.2	1.1	4.3	3.6	3.0	3.4	4.3	4.1	2.6	4.2	4.0
Avg. Stride Freq. [Hz]	2.2	2.2	2.2	2.2	2.2	2.2	2.2	2.3	2.3	2.3	2.2
Avg. Stride Length [m]	5.8	7.5	7.4	7.6	7.5	7.4	7.2	7.0	6.9	6.7	6.3



- [] Ranking at each section and finish
- .-.- No data available at this section
- NA No data available



Horse/Jockey Name	Princeton Award
Final Rank	10
Fastest Section Time (Section)	-:--:--
Top Speed [km/h] (Section)	--.-
Race State	DidNotTrack



Eagle Farm QLD Professional
 Race 6: U&U RECRUITMENT BENCHMARK 68 Handicap (4YO
 ONLY QTIS BONUSES APPLICABLE) - 2231m



BRISBANE
 RACING CLUB

10 July 2024 - 15:25

Track Rating: Soft 7, Weather: Overcast, Rail Position: +11m Entire

Section	Overall	2000m	1800m	1600m	1400m	1200m	1000m	800m	600m	400m	200m		
Section Times	-:--:--	-:--:--	-:--:--	-:--:--	-:--:--	-:--:--	-:--:--	-:--:--	-:--:--	-:--:--	-:--:--		
Average Speed [km/h]	--.-	--.-	--.-	--.-	--.-	--.-	--.-	--.-	--.-	--.-	--.-		
Top Speed [km/h]	--.-	--.-	--.-	--.-	--.-	--.-	--.-	--.-	--.-	--.-	--.-		
Avg. Dist. to Rail [m]	--	--	--	--	--	--	--	--	--	--	--		
Avg. Stride Freq. [Hz]	--.-	--.-	--.-	--.-	--.-	--.-	--.-	--.-	--.-	--.-	--.-		
Avg. Stride Length [m]	--.-	--.-	--.-	--.-	--.-	--.-	--.-	--.-	--.-	--.-	--.-		

- [] Ranking at each section and finish
- :--:-- No data available at this section
- NA No data available