



Eagle Farm QLD Professional

Race 7: SKY RACING QTIS Three-Year-Old BENCHMARK 70 Handicap - 1400m

10 July 2024 - 16:00



BRISBANE
RACING CLUB

Track Rating: Soft 7, Weather: Overcast, Rail Position: +11m Entire

Section							Overall	1200m	1000m	800m	600m	400m	Last 600m
Field Times							1:25.86 (0:13.58)	1:12.28 (0:11.15)	1:01.13 (0:11.85)	0:49.28 (0:11.98)	0:37.30 (0:11.83)	0:25.47 (0:11.95)	0:37.30
Rank	TAB	Horse/Jockey	Barrier	Top Speed [km/h]	Fastest Section								Distance Travelled [m]
1	7	RIMBAUD Jag Guthmann-Chester	6	67.7 1200m	0:11.05 1200m	1:25.86 [1] (0:13.80)	1:12.06 [2] (0:11.05)	1:01.01 [2] (0:11.89)	0:49.12 [2] (0:11.92)	0:37.20 [2] (0:11.74)	0:25.46 [2] (0:11.94)	0:37.20	
2	1	SPICY LEGEND Cody Collis	9	66.2 Overall	0:11.15 1200m	1:26.16 [2] (0:13.58)	1:12.58 [1] (0:11.15)	1:01.43 [1] (0:11.85)	0:49.58 [1] (0:11.98)	0:37.60 [1] (0:11.83)	0:25.77 [1] (0:12.06)	0:37.60	-5
3	9	INCA TRAIL Damien Thornton	4	66.2 1200m	0:11.27 1200m	1:26.16 [3] (0:13.83)	1:12.33 [3] (0:11.27)	1:01.06 [3] (0:11.85)	0:49.21 [3] (0:11.94)	0:37.27 [3] (0:11.72)	0:25.55 [3] (0:11.99)	0:37.27	-1
4	2	SPIN DOCTOR Boris Thornton	5	65.3 Overall	0:11.29 1200m	1:26.22 [4] (0:14.31)	1:11.91 [7] (0:11.29)	1:00.62 [7] (0:11.88)	0:48.74 [7] (0:11.77)	0:36.97 [5] (0:11.79)	0:25.18 [5] (0:11.98)	0:36.97	-2
5	5	IMPENDOR Robbie Dolan	1	65.1 1200m	0:11.35 1200m	1:26.24 [5] (0:14.21)	1:12.03 [6] (0:11.35)	1:00.68 [6] (0:11.62)	0:49.06 [5] (0:12.14)	0:36.92 [7] (0:11.82)	0:25.10 [6] (0:11.90)	0:36.92	-4
6	12	HEYOKA Kyle Wilson-Taylor	2	65.3 Overall	0:11.42 1200m	1:26.36 [6] (0:13.89)	1:12.47 [4] (0:11.42)	1:01.05 [4] (0:11.67)	0:49.38 [4] (0:11.99)	0:37.39 [4] (0:11.69)	0:25.70 [4] (0:12.01)	0:37.39	-8
7	3	BETTER BE SLICK Justin Huxtable	3	65.3 1200m	0:11.36 1200m	1:26.95 [7] (0:14.15)	1:12.80 [5] (0:11.36)	1:01.44 [5] (0:11.77)	0:49.67 [6] (0:11.98)	0:37.69 [6] (0:11.93)	0:25.76 [7] (0:11.97)	0:37.69	-5

Scratched: Firebolt (#13), Brave Agenda (#10), North Of Eli (#6), Typhoon Tip (#14), Sunshine Highway (#15), Galway Hussler (#4), Cordozar (#8), Admonish (#11)



Eagle Farm QLD Professional
Race 7: SKY RACING QTIS Three-Year-Old BENCHMARK 70 Handicap - 1400m
10 July 2024 - 16:00



Track Rating: Soft 7, Weather: Overcast, Rail Position: +11m Entire

Section				200m				Last 600m	
Field Times				0:13.52 (0:13.52)				0:37.30	
Rank	TAB Horse/Jockey	Barrier	Top Speed [km/h]	Fastest Section	Margin				Distance Travelled [m]
1	7 RIMBAUD Jag Guthmann-Chester	6	67.7 1200m	0:11.05 1200m	0:13.52 [1] (0:13.52)	1:25.86		0:37.20	
2	1 SPICY LEGEND Cody Collis	9	66.2 Overall	0:11.15 1200m	0:13.71 [2] (0:13.71)	1.76L		0:37.60	-5
3	9 INCA TRAIL Damien Thornton	4	66.2 1200m	0:11.27 1200m	0:13.56 [3] (0:13.56)	1.78L		0:37.27	-1
4	2 SPIN DOCTOR Boris Thornton	5	65.3 Overall	0:11.29 1200m	0:13.20 [5] (0:13.20)	2.11L		0:36.97	-2
5	5 IMPENDOR Robbie Dolan	1	65.1 1200m	0:11.35 1200m	0:13.20 [6] (0:13.20)	2.26L		0:36.92	-4
6	12 HEYOKA Kyle Wilson-Taylor	2	65.3 Overall	0:11.42 1200m	0:13.69 [4] (0:13.69)	2.94L		0:37.39	-8
7	3 BETTER BE SLICK Justin Huxtable	3	65.3 1200m	0:11.36 1200m	0:13.79 [7] (0:13.79)	6.4L		0:37.69	-5

Scratched: Firebolt (#13), Brave Agenda (#10), North Of Eli (#6), Typhoon Tip (#14), Sunshine Highway (#15), Galway Hussler (#4), Cordozar (#8), Admonish (#11)

[] Ranking at each section and finish
 -:-:-:- No data available at this section
 NA No data available

SCN Saddle cloth number
 DNF Did not finish
 DNT Did not track



Horse/Jockey Name	Rimbaud
Final Rank	1
Fastest Section Time (Section)	0:11.05 (1200m)
Top Speed [km/h] (Section)	67.7 (1200m)
Race State	Finished



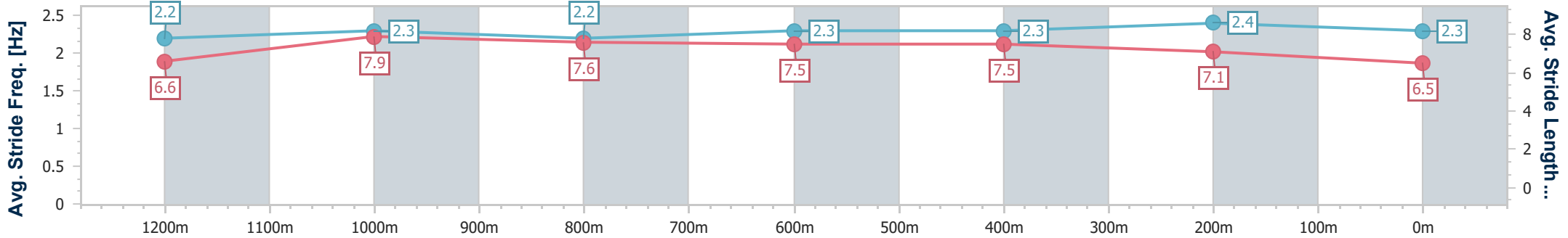
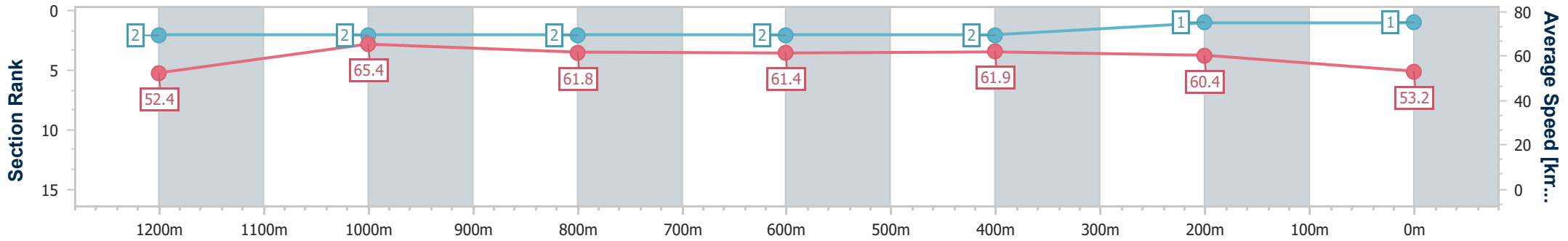
Eagle Farm QLD Professional
 Race 7: SKY RACING QTIS Three-Year-Old BENCHMARK 70
 Handicap - 1400m
 10 July 2024 - 16:00



BRISBANE
 RACING CLUB

Track Rating: Soft 7, Weather: Overcast, Rail Position: +11m Entire

Section	Overall	1200m	1000m	800m	600m	400m	200m
Section Times	1:25.86 [1] (0:13.80)	1:12.06 [2] (0:11.05)	1:01.01 [2] (0:11.89)	0:49.12 [2] (0:11.92)	0:37.20 [2] (0:11.74)	0:25.46 [2] (0:11.94)	0:13.52 [1] (0:13.52)
Average Speed [km/h]	52.4	65.4	61.8	61.4	61.9	60.4	53.2
Top Speed [km/h]	67.3	67.7	62.3	62.1	62.8	62.9	57.2
Avg. Dist. to Rail [m]	6.2	4.9	4.0	2.9	3.2	6.3	5.3
Avg. Stride Freq. [Hz]	2.2	2.3	2.2	2.3	2.3	2.4	2.3
Avg. Stride Length [m]	6.6	7.9	7.6	7.5	7.5	7.1	6.5



- [] Ranking at each section and finish
- .-.- No data available at this section
- NA No data available



Horse/Jockey Name	Spicy Legend
Final Rank	2
Fastest Section Time (Section)	0:11.15 (1200m)
Top Speed [km/h] (Section)	66.2 (Overall)
Race State	Finished



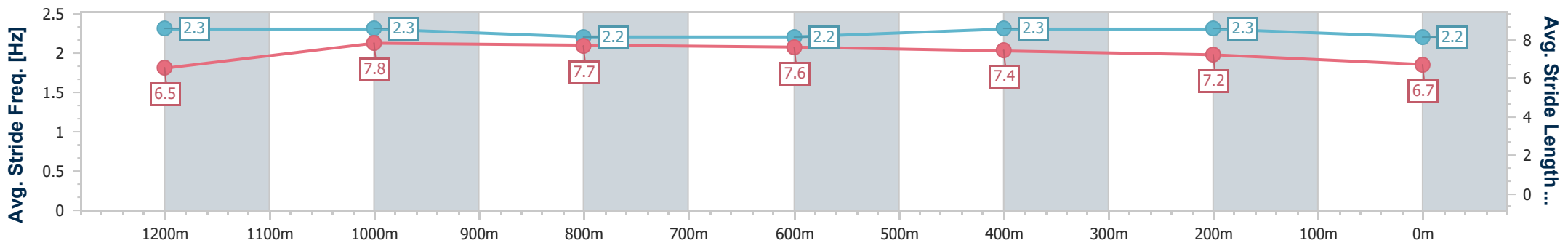
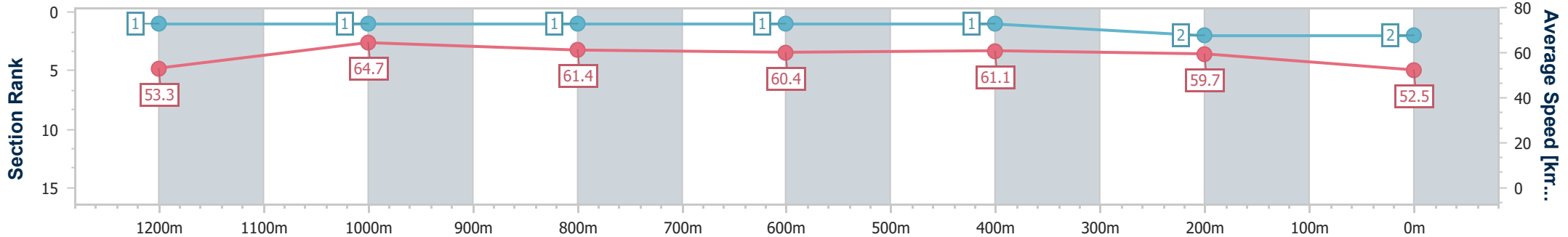
Eagle Farm QLD Professional
 Race 7: SKY RACING QTIS Three-Year-Old BENCHMARK 70
 Handicap - 1400m
 10 July 2024 - 16:00



BRISBANE
 RACING CLUB

Track Rating: Soft 7, Weather: Overcast, Rail Position: +11m Entire

Section	Overall	1200m	1000m	800m	600m	400m	200m
Section Times	1:26.16 [2] (0:13.58)	1:12.58 [1] (0:11.15)	1:01.43 [1] (0:11.85)	0:49.58 [1] (0:11.98)	0:37.60 [1] (0:11.83)	0:25.77 [1] (0:12.06)	0:13.71 [2] (0:13.71)
Average Speed [km/h]	53.3	64.7	61.4	60.4	61.1	59.7	52.5
Top Speed [km/h]	66.2	65.9	62.2	61.0	62.7	62.7	56.5
Avg. Dist. to Rail [m]	6.6	2.7	2.0	0.9	1.5	5.9	6.6
Avg. Stride Freq. [Hz]	2.3	2.3	2.2	2.2	2.3	2.3	2.2
Avg. Stride Length [m]	6.5	7.8	7.7	7.6	7.4	7.2	6.7



- [] Ranking at each section and finish
- .-.- No data available at this section
- NA No data available



Horse/Jockey Name	Inca Trail
Final Rank	3
Fastest Section Time (Section)	0:11.27 (1200m)
Top Speed [km/h] (Section)	66.2 (1200m)
Race State	Finished



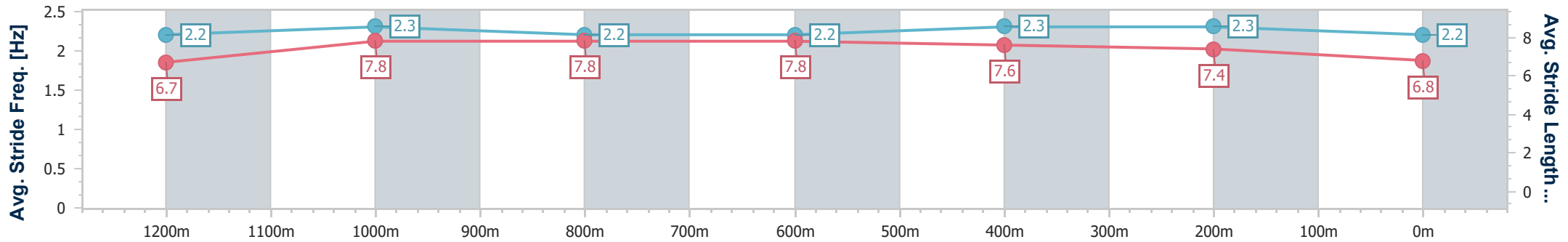
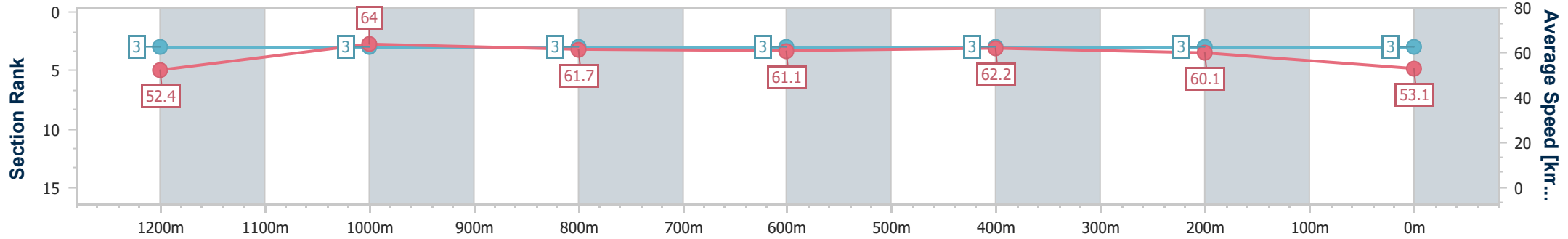
Eagle Farm QLD Professional
 Race 7: SKY RACING QTIS Three-Year-Old BENCHMARK 70
 Handicap - 1400m
 10 July 2024 - 16:00



BRISBANE
 RACING CLUB

Track Rating: Soft 7, Weather: Overcast, Rail Position: +11m Entire

Section	Overall	1200m	1000m	800m	600m	400m	200m
Section Times	1:26.16 [3] (0:13.83)	1:12.33 [3] (0:11.27)	1:01.06 [3] (0:11.85)	0:49.21 [3] (0:11.94)	0:37.27 [3] (0:11.72)	0:25.55 [3] (0:11.99)	0:13.56 [3] (0:13.56)
Average Speed [km/h]	52.4	64.0	61.7	61.1	62.2	60.1	53.1
Top Speed [km/h]	65.6	66.2	62.2	61.7	63.0	62.7	56.8
Avg. Dist. to Rail [m]	4.4	2.5	2.9	2.9	3.2	7.0	6.9
Avg. Stride Freq. [Hz]	2.2	2.3	2.2	2.2	2.3	2.3	2.2
Avg. Stride Length [m]	6.7	7.8	7.8	7.8	7.6	7.4	6.8



- [] Ranking at each section and finish
- .-.- No data available at this section
- NA No data available



Horse/Jockey Name	Spin Doctor
Final Rank	4
Fastest Section Time (Section)	0:11.29 (1200m)
Top Speed [km/h] (Section)	65.3 (Overall)
Race State	Finished



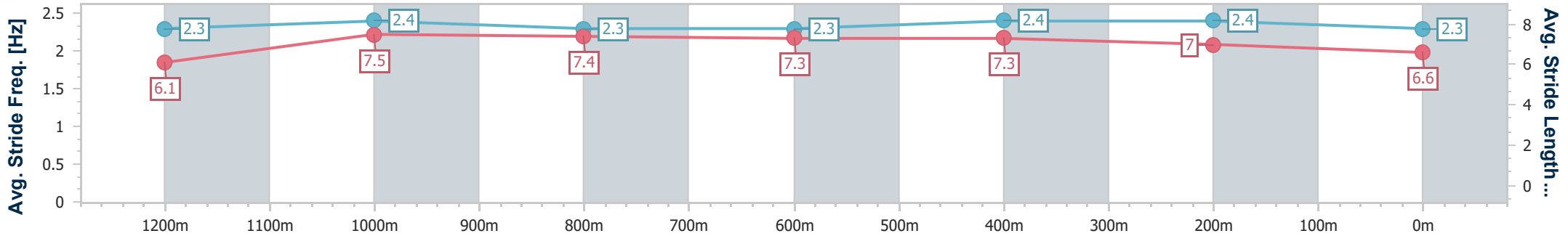
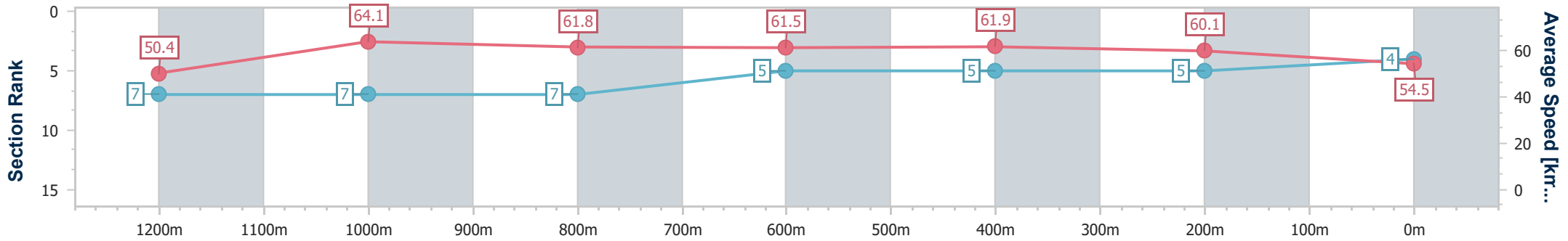
Eagle Farm QLD Professional
 Race 7: SKY RACING QTIS Three-Year-Old BENCHMARK 70
 Handicap - 1400m
 10 July 2024 - 16:00



BRISBANE
 RACING CLUB

Track Rating: Soft 7, Weather: Overcast, Rail Position: +11m Entire

Section	Overall	1200m	1000m	800m	600m	400m	200m
Section Times	1:26.22 [4] (0:14.31)	1:11.91 [7] (0:11.29)	1:00.62 [7] (0:11.88)	0:48.74 [7] (0:11.77)	0:36.97 [5] (0:11.79)	0:25.18 [5] (0:11.98)	0:13.20 [5] (0:13.20)
Average Speed [km/h]	50.4	64.1	61.8	61.5	61.9	60.1	54.5
Top Speed [km/h]	65.3	65.2	63.1	62.1	63.3	62.8	57.8
Avg. Dist. to Rail [m]	5.9	4.0	3.3	1.7	2.7	7.5	8.3
Avg. Stride Freq. [Hz]	2.3	2.4	2.3	2.3	2.4	2.4	2.3
Avg. Stride Length [m]	6.1	7.5	7.4	7.3	7.3	7.0	6.6



- [] Ranking at each section and finish
- .-.- No data available at this section
- NA No data available



Horse/Jockey Name	Impendor
Final Rank	5
Fastest Section Time (Section)	0:11.35 (1200m)
Top Speed [km/h] (Section)	65.1 (1200m)
Race State	Finished



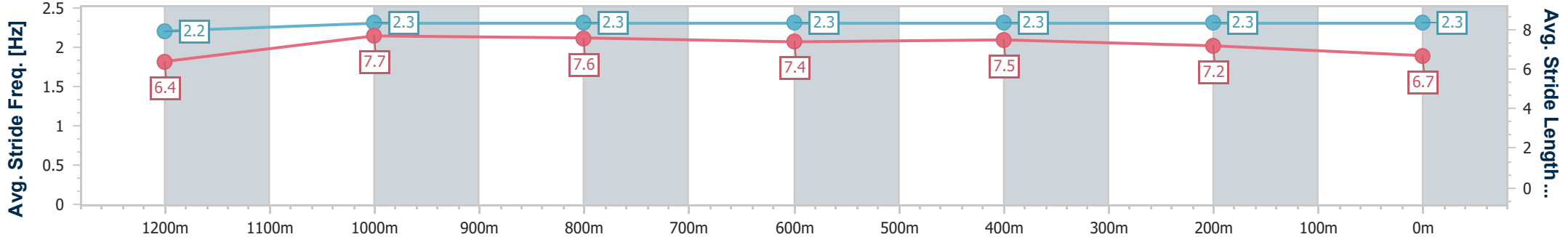
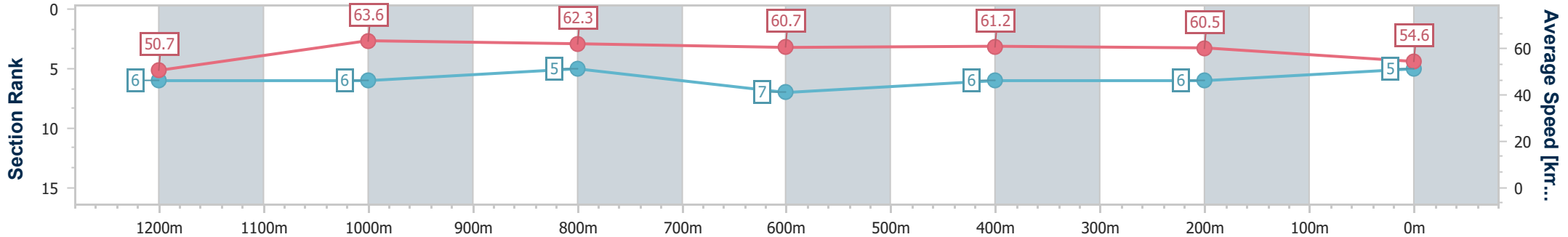
Eagle Farm QLD Professional
 Race 7: SKY RACING QTIS Three-Year-Old BENCHMARK 70
 Handicap - 1400m
 10 July 2024 - 16:00



BRISBANE
 RACING CLUB

Track Rating: Soft 7, Weather: Overcast, Rail Position: +11m Entire

Section	Overall	1200m	1000m	800m	600m	400m	200m
Section Times	1:26.24 [5] (0:14.21)	1:12.03 [6] (0:11.35)	1:00.68 [6] (0:11.62)	0:49.06 [5] (0:12.14)	0:36.92 [7] (0:11.82)	0:25.10 [6] (0:11.90)	0:13.20 [6] (0:13.20)
Average Speed [km/h]	50.7	63.6	62.3	60.7	61.2	60.5	54.6
Top Speed [km/h]	63.0	65.1	62.9	61.6	62.4	62.8	57.4
Avg. Dist. to Rail [m]	2.3	1.7	1.3	4.5	1.2	3.5	3.7
Avg. Stride Freq. [Hz]	2.2	2.3	2.3	2.3	2.3	2.3	2.3
Avg. Stride Length [m]	6.4	7.7	7.6	7.4	7.5	7.2	6.7



- [] Ranking at each section and finish
- .-.- No data available at this section
- NA No data available



Horse/Jockey Name	Heyoka
Final Rank	6
Fastest Section Time (Section)	0:11.42 (1200m)
Top Speed [km/h] (Section)	65.3 (Overall)
Race State	Finished



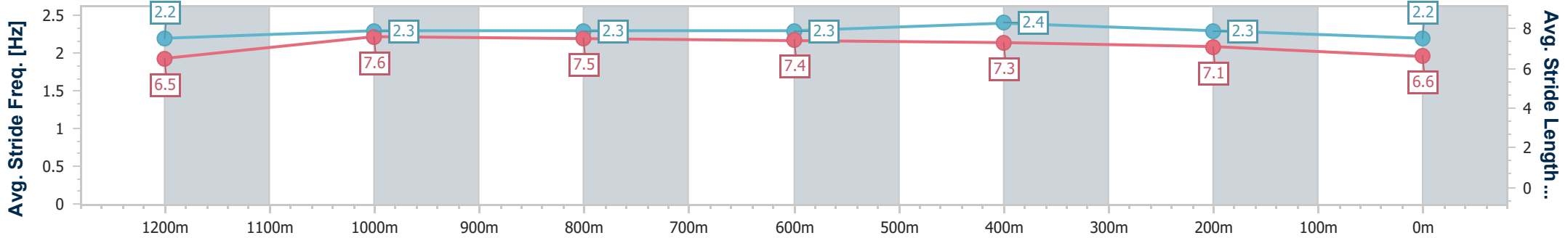
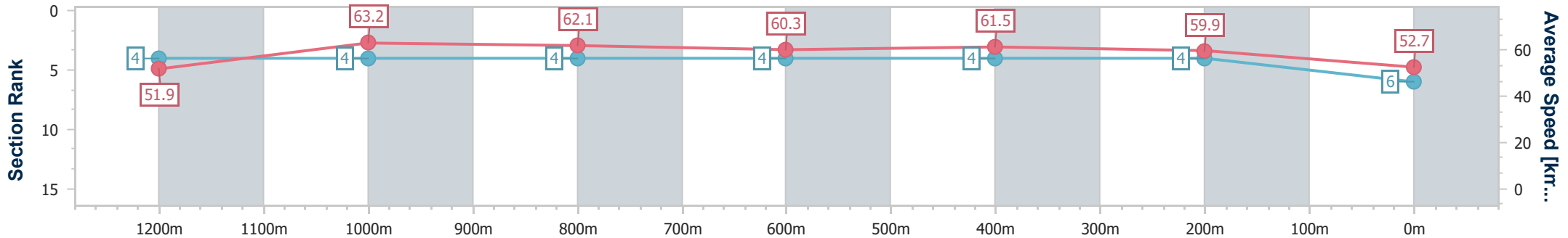
Eagle Farm QLD Professional
 Race 7: SKY RACING QTIS Three-Year-Old BENCHMARK 70
 Handicap - 1400m
 10 July 2024 - 16:00



BRISBANE
 RACING CLUB

Track Rating: Soft 7, Weather: Overcast, Rail Position: +11m Entire

Section	Overall	1200m	1000m	800m	600m	400m	200m
Section Times	1:26.36 [6] (0:13.89)	1:12.47 [4] (0:11.42)	1:01.05 [4] (0:11.67)	0:49.38 [4] (0:11.99)	0:37.39 [4] (0:11.69)	0:25.70 [4] (0:12.01)	0:13.69 [4] (0:13.69)
Average Speed [km/h]	51.9	63.2	62.1	60.3	61.5	59.9	52.7
Top Speed [km/h]	65.3	65.2	63.5	61.7	62.6	63.1	56.1
Avg. Dist. to Rail [m]	3.7	2.8	1.4	0.4	0.5	3.6	4.6
Avg. Stride Freq. [Hz]	2.2	2.3	2.3	2.3	2.4	2.3	2.2
Avg. Stride Length [m]	6.5	7.6	7.5	7.4	7.3	7.1	6.6



- [] Ranking at each section and finish
- .-.- No data available at this section
- NA No data available



Horse/Jockey Name	Better Be Slick
Final Rank	7
Fastest Section Time (Section)	0:11.36 (1200m)
Top Speed [km/h] (Section)	65.3 (1200m)
Race State	Finished



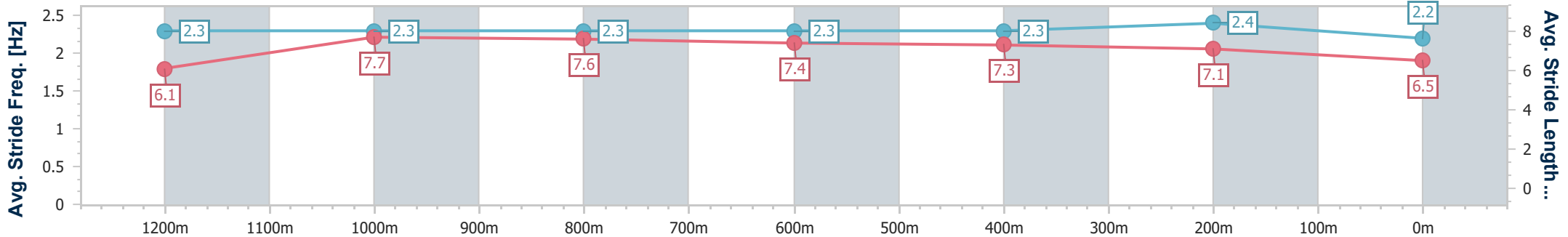
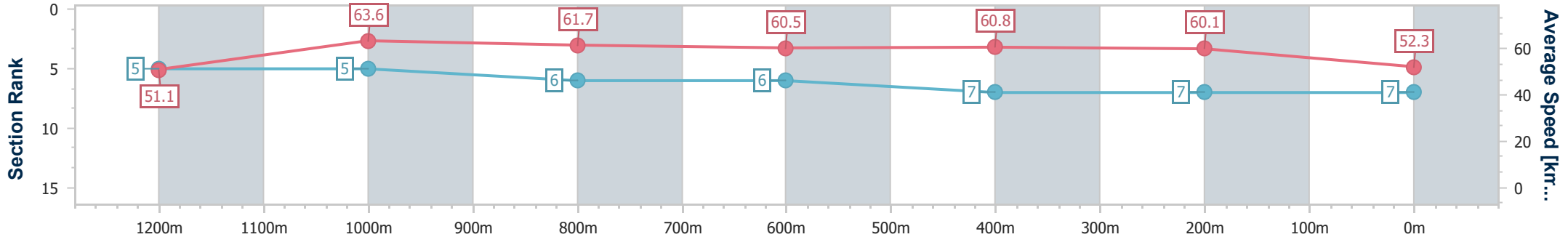
Eagle Farm QLD Professional
 Race 7: SKY RACING QTIS Three-Year-Old BENCHMARK 70
 Handicap - 1400m
 10 July 2024 - 16:00



BRISBANE
 RACING CLUB

Track Rating: Soft 7, Weather: Overcast, Rail Position: +11m Entire

Section	Overall	1200m	1000m	800m	600m	400m	200m
Section Times	1:26.95 [7] (0:14.15)	1:12.80 [5] (0:11.36)	1:01.44 [5] (0:11.77)	0:49.67 [6] (0:11.98)	0:37.69 [6] (0:11.93)	0:25.76 [7] (0:11.97)	0:13.79 [7] (0:13.79)
Average Speed [km/h]	51.1	63.6	61.7	60.5	60.8	60.1	52.3
Top Speed [km/h]	64.5	65.3	63.4	61.0	62.2	62.5	55.9
Avg. Dist. to Rail [m]	3.5	2.5	1.8	1.9	1.6	5.9	7.3
Avg. Stride Freq. [Hz]	2.3	2.3	2.3	2.3	2.3	2.4	2.2
Avg. Stride Length [m]	6.1	7.7	7.6	7.4	7.3	7.1	6.5



- [] Ranking at each section and finish
- .-.- No data available at this section
- NA No data available