



Ipswich QLD Professional
**Race 1: IPSWICH EVENTS AND ENTERTAINMENT CENTRE QTIS Two-
 Year-Old Maiden Plate - 800m**
 11 July 2024 - 11:53



Track Rating: Soft 5, Weather: Overcast, Rail Position: +6m Entire

Section										Last 600m		
Field Times		Overall	600m	400m	200m							
		0:46.11 (0:13.41)	0:32.70 (0:10.24)	0:22.46 (0:11.01)	0:11.45 (0:11.45)						0:32.70	
Rank	TAB	Horse/Jockey	Barrier	Top Speed [km/h]	Fastest Section					Margin	Distance Travelled [m]	
1	6	MOULIN MISS Angela Jones	6	72.7 600m	0:10.38 600m	0:46.11 [1] (0:13.50)	0:32.61 [3] (0:10.38)	0:22.23 [3] (0:10.88)	0:11.35 [2] (0:11.35)	0:46.11	0:32.61	
2	2	INAZUMA BOY Les Tilley	9	71.4 600m	0:10.24 600m	0:46.40 [2] (0:13.41)	0:32.99 [1] (0:10.24)	0:22.75 [1] (0:11.01)	0:11.74 [1] (0:11.74)	1.68L	0:32.99	+0
3	1	HERBIE TOWN Georgina Cartwright	5	71.7 600m	0:10.27 600m	0:46.45 [3] (0:13.98)	0:32.47 [8] (0:10.27)	0:22.20 [7] (0:10.80)	0:11.40 [5] (0:11.40)	2L	0:32.47	+1
3	5	MISHANI DEVINE Samantha Collett	7	70.3 600m	0:10.37 600m	0:46.45 [3] (0:13.49)	0:32.96 [2] (0:10.37)	0:22.59 [2] (0:10.95)	0:11.64 [3] (0:11.64)	1.97L	0:32.96	+3
5	9	TOSSIT Olivia Webb	1	71.8 600m	0:10.25 600m	0:46.52 [5] (0:13.63)	0:32.89 [4] (0:10.25)	0:22.64 [4] (0:11.00)	0:11.64 [4] (0:11.64)	2.42L	0:32.89	-4
6	3	SOWILO SIREN Danny Peisley	4	70.6 600m	0:10.38 600m	0:46.87 [6] (0:13.74)	0:33.13 [6] (0:10.38)	0:22.75 [5] (0:11.10)	0:11.65 [6] (0:11.65)	4.47L	0:33.13	+0
7	8	SKI BY Melea Castle	3	70.2 600m	0:10.54 600m	0:47.03 [7] (0:13.70)	0:33.33 [5] (0:10.54)	0:22.79 [6] (0:11.15)	0:11.64 [7] (0:11.64)	5.41L	0:33.33	+0
8	7	NEVA BREEZE Cody Collis	8	69.1 600m	0:10.68 600m	0:47.34 [8] (0:13.76)	0:33.58 [7] (0:10.68)	0:22.90 [8] (0:11.13)	0:11.77 [8] (0:11.77)	7.22L	0:33.58	+2

Scratched: Croatian Queen (#4)

[] Ranking at each section and finish
 -:-:- No data available at this section
 NA No data available

SCN Saddle cloth number
 DNF Did not finish
 DNT Did not track



Horse/Jockey Name	Moulin Miss
Final Rank	1
Fastest Section Time (Section)	0:10.38 (600m)
Top Speed [km/h] (Section)	72.7 (600m)
Race State	Finished

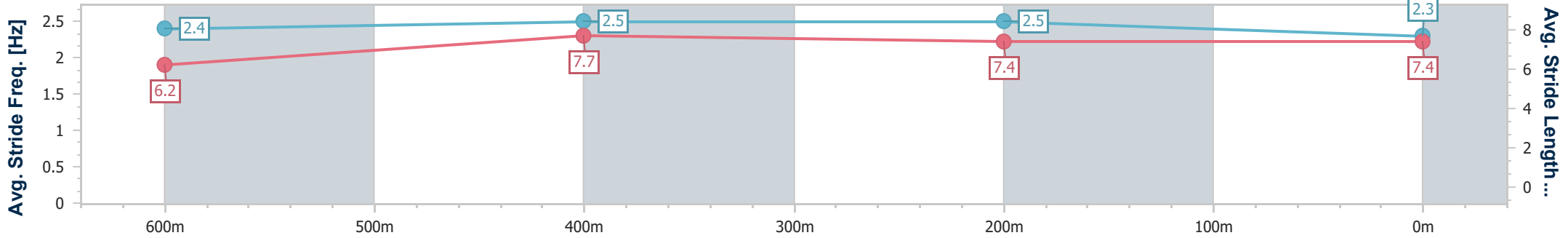
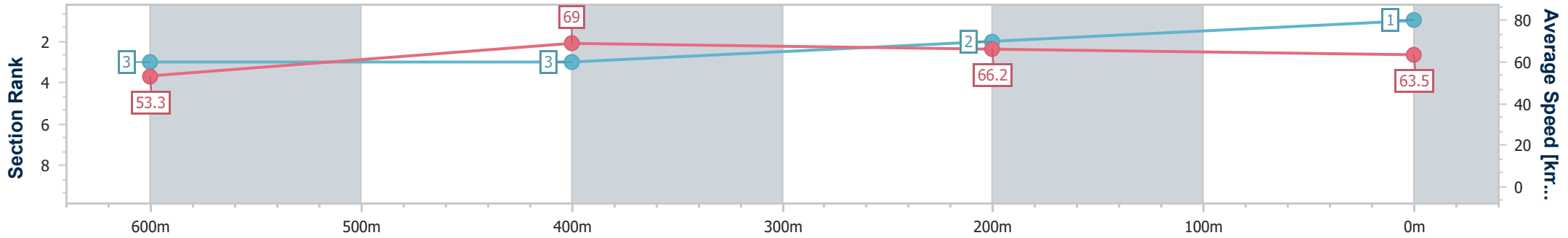


Ipswich QLD Professional
 Race 1: IPSWICH EVENTS AND ENTERTAINMENT CENTRE
 QTIS Two-Year-Old Maiden Plate - 800m
 11 July 2024 - 11:53



Track Rating: Soft 5, Weather: Overcast, Rail Position: +6m Entire

Section	Overall	600m	400m	200m
Section Times	0:46.11 [1] (0:13.50)	0:32.61 [3] (0:10.38)	0:22.23 [3] (0:10.88)	0:11.35 [2] (0:11.35)
Average Speed [km/h]	53.3	69.0	66.2	63.5
Top Speed [km/h]	70.5	72.7	68.0	67.8
Avg. Dist. to Rail [m]	3.1	0.9	0.2	1.2
Avg. Stride Freq. [Hz]	2.4	2.5	2.5	2.3
Avg. Stride Length [m]	6.2	7.7	7.4	7.4



- [] Ranking at each section and finish
- .-.- No data available at this section
- NA No data available



Horse/Jockey Name	Inazuma Boy
Final Rank	2
Fastest Section Time (Section)	0:10.24 (600m)
Top Speed [km/h] (Section)	71.4 (600m)
Race State	Finished

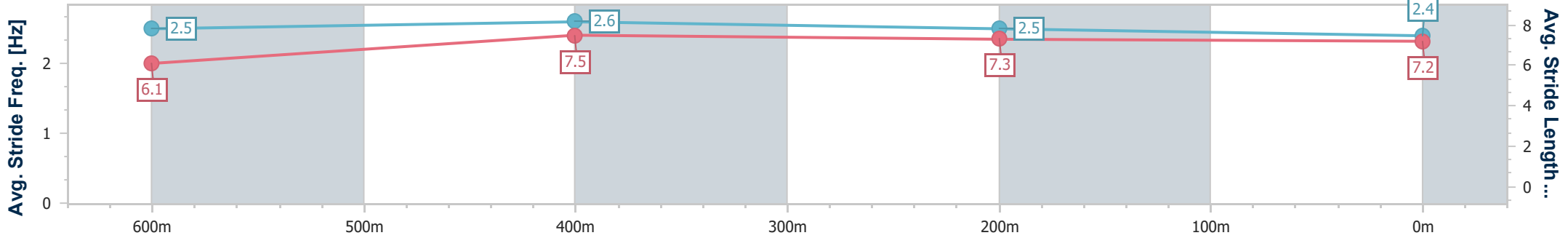
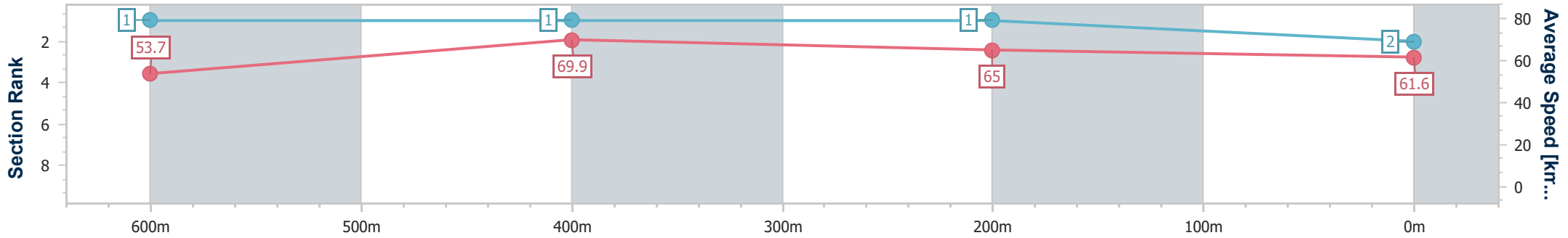


Ipswich QLD Professional
 Race 1: IPSWICH EVENTS AND ENTERTAINMENT CENTRE
 QTIS Two-Year-Old Maiden Plate - 800m
 11 July 2024 - 11:53



Track Rating: Soft 5, Weather: Overcast, Rail Position: +6m Entire

Section	Overall	600m	400m	200m
Section Times	0:46.40 [2] (0:13.41)	0:32.99 [1] (0:10.24)	0:22.75 [1] (0:11.01)	0:11.74 [1] (0:11.74)
Average Speed [km/h]	53.7	69.9	65.0	61.6
Top Speed [km/h]	71.3	71.4	66.6	63.8
Avg. Dist. to Rail [m]	5.8	1.6	1.3	1.0
Avg. Stride Freq. [Hz]	2.5	2.6	2.5	2.4
Avg. Stride Length [m]	6.1	7.5	7.3	7.2



- [] Ranking at each section and finish
- .-.- No data available at this section
- NA No data available



Horse/Jockey Name	Herbie Town
Final Rank	3
Fastest Section Time (Section)	0:10.27 (600m)
Top Speed [km/h] (Section)	71.7 (600m)
Race State	Finished



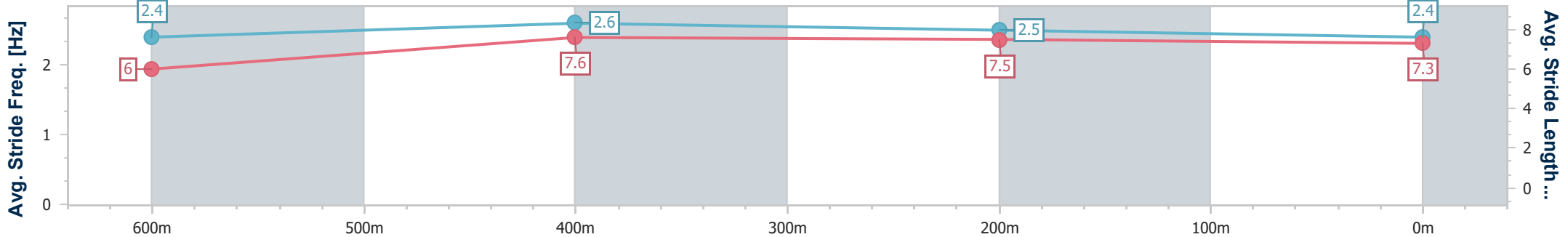
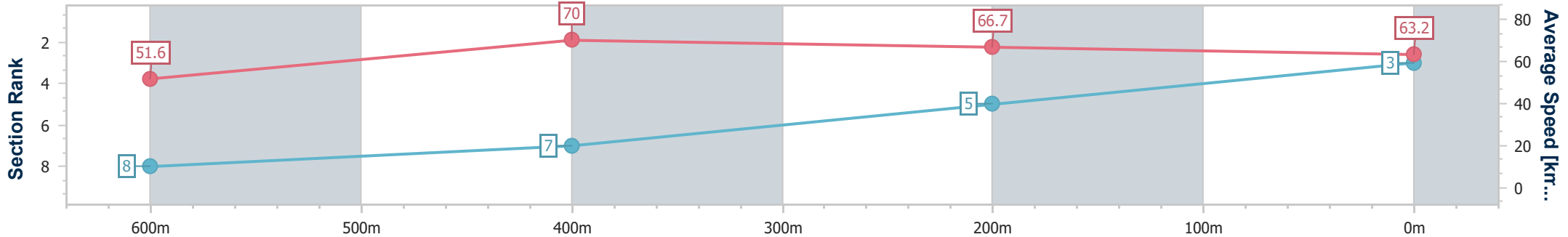
Ipswich QLD Professional
 Race 1: IPSWICH EVENTS AND ENTERTAINMENT CENTRE
 QTIS Two-Year-Old Maiden Plate - 800m



11 July 2024 - 11:53

Track Rating: Soft 5, Weather: Overcast, Rail Position: +6m Entire

Section	Overall	600m	400m	200m
Section Times	0:46.45 [3] (0:13.98)	0:32.47 [8] (0:10.27)	0:22.20 [7] (0:10.80)	0:11.40 [5] (0:11.40)
Average Speed [km/h]	51.6	70.0	66.7	63.2
Top Speed [km/h]	70.9	71.7	68.2	66.2
Avg. Dist. to Rail [m]	1.4	0.5	1.0	2.4
Avg. Stride Freq. [Hz]	2.4	2.6	2.5	2.4
Avg. Stride Length [m]	6.0	7.6	7.5	7.3



- [] Ranking at each section and finish
- .-.- No data available at this section
- NA No data available



Horse/Jockey Name	Mishani Devine
Final Rank	3
Fastest Section Time (Section)	0:10.37 (600m)
Top Speed [km/h] (Section)	70.3 (600m)
Race State	Finished

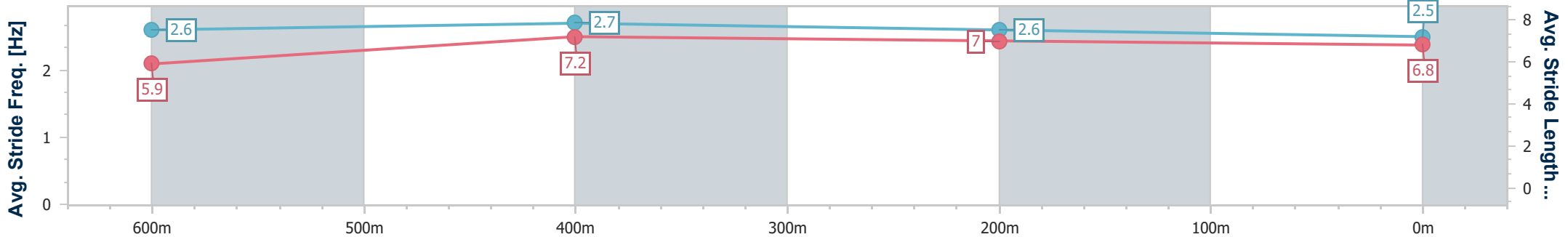
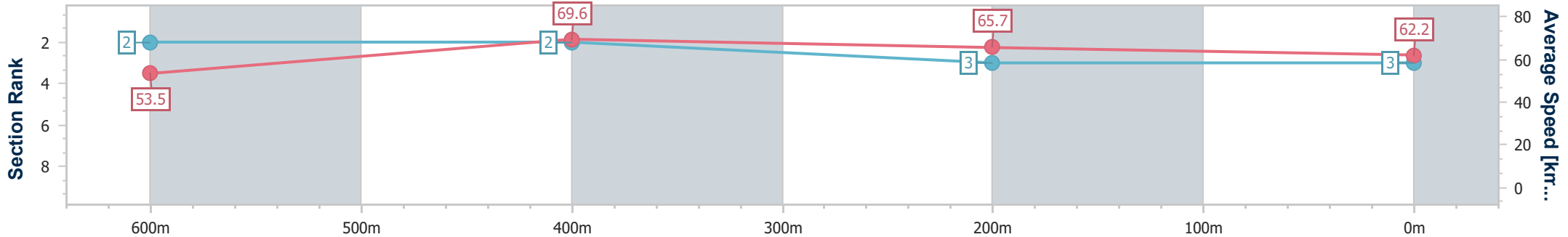


Ipswich QLD Professional
 Race 1: IPSWICH EVENTS AND ENTERTAINMENT CENTRE
 QTIS Two-Year-Old Maiden Plate - 800m
 11 July 2024 - 11:53



Track Rating: Soft 5, Weather: Overcast, Rail Position: +6m Entire

Section	Overall	600m	400m	200m
Section Times	0:46.45 [3] (0:13.49)	0:32.96 [2] (0:10.37)	0:22.59 [2] (0:10.95)	0:11.64 [3] (0:11.64)
Average Speed [km/h]	53.5	69.6	65.7	62.2
Top Speed [km/h]	69.9	70.3	66.9	64.5
Avg. Dist. to Rail [m]	3.9	0.9	1.5	4.1
Avg. Stride Freq. [Hz]	2.6	2.7	2.6	2.5
Avg. Stride Length [m]	5.9	7.2	7.0	6.8



- [] Ranking at each section and finish
- .-.- No data available at this section
- NA No data available



Horse/Jockey Name	Tossit
Final Rank	5
Fastest Section Time (Section)	0:10.25 (600m)
Top Speed [km/h] (Section)	71.8 (600m)
Race State	Finished



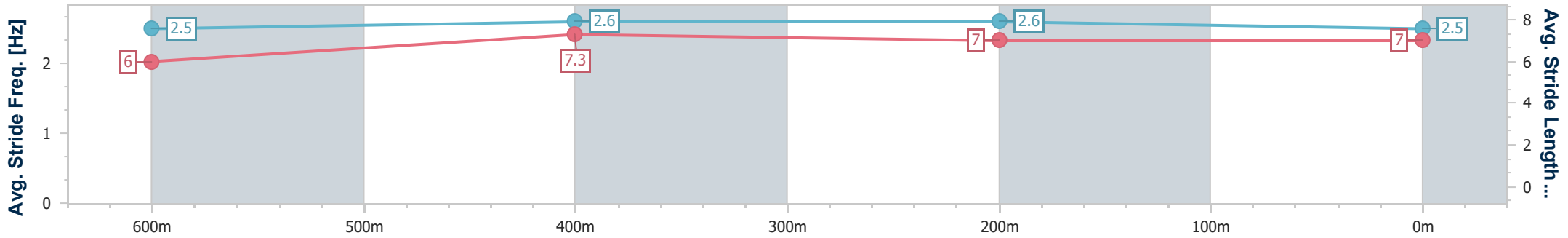
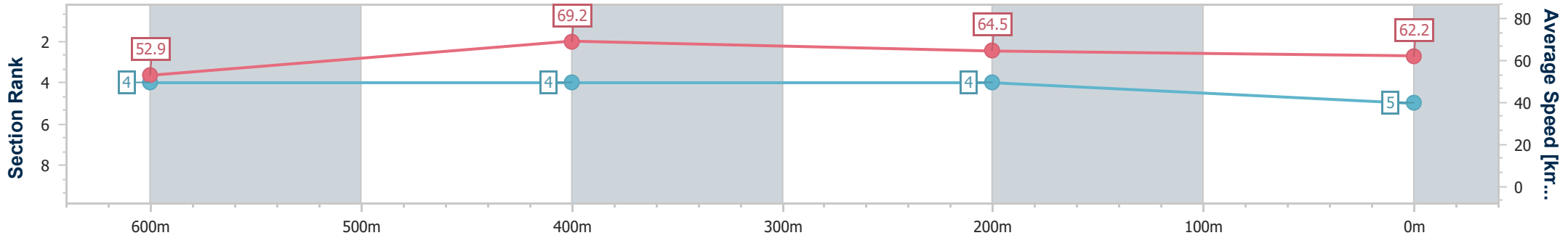
Ipswich QLD Professional
 Race 1: IPSWICH EVENTS AND ENTERTAINMENT CENTRE
 QTIS Two-Year-Old Maiden Plate - 800m



11 July 2024 - 11:53

Track Rating: Soft 5, Weather: Overcast, Rail Position: +6m Entire

Section	Overall	600m	400m	200m
Section Times	0:46.52 [5] (0:13.63)	0:32.89 [4] (0:10.25)	0:22.64 [4] (0:11.00)	0:11.64 [4] (0:11.64)
Average Speed [km/h]	52.9	69.2	64.5	62.2
Top Speed [km/h]	71.2	71.8	66.3	64.5
Avg. Dist. to Rail [m]	2.1	3.0	3.5	2.0
Avg. Stride Freq. [Hz]	2.5	2.6	2.6	2.5
Avg. Stride Length [m]	6.0	7.3	7.0	7.0



- [] Ranking at each section and finish
- .-.- No data available at this section
- NA No data available



Horse/Jockey Name	Sowilo Siren
Final Rank	6
Fastest Section Time (Section)	0:10.38 (600m)
Top Speed [km/h] (Section)	70.6 (600m)
Race State	Finished

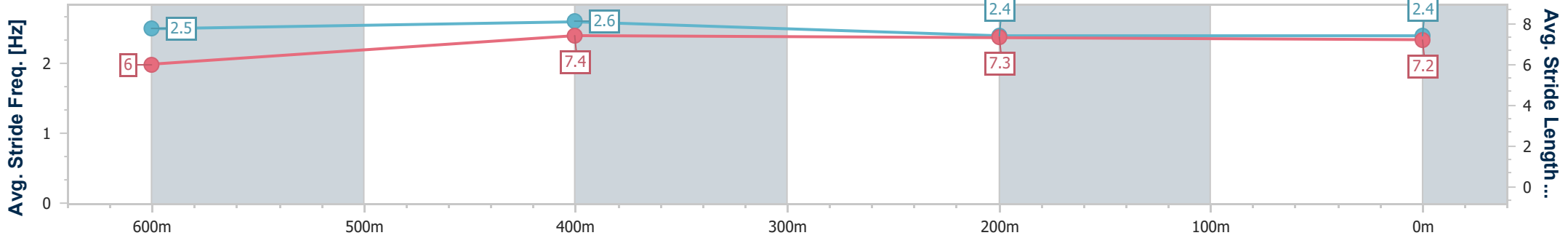
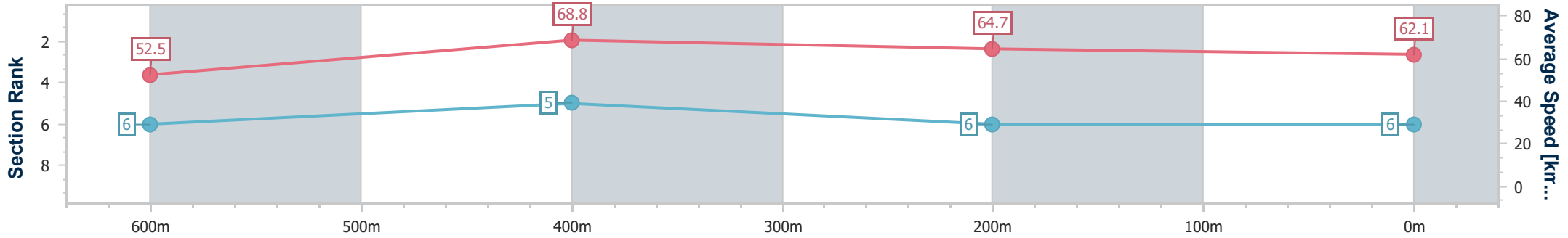


Ipswich QLD Professional
 Race 1: IPSWICH EVENTS AND ENTERTAINMENT CENTRE
 QTIS Two-Year-Old Maiden Plate - 800m
 11 July 2024 - 11:53



Track Rating: Soft 5, Weather: Overcast, Rail Position: +6m Entire

Section	Overall	600m	400m	200m
Section Times	0:46.87 [6] (0:13.74)	0:33.13 [6] (0:10.38)	0:22.75 [5] (0:11.10)	0:11.65 [6] (0:11.65)
Average Speed [km/h]	52.5	68.8	64.7	62.1
Top Speed [km/h]	70.2	70.6	67.0	64.6
Avg. Dist. to Rail [m]	1.1	0.9	0.7	0.5
Avg. Stride Freq. [Hz]	2.5	2.6	2.4	2.4
Avg. Stride Length [m]	6.0	7.4	7.3	7.2



- [] Ranking at each section and finish
- .-.- No data available at this section
- NA No data available



Horse/Jockey Name	Ski By
Final Rank	7
Fastest Section Time (Section)	0:10.54 (600m)
Top Speed [km/h] (Section)	70.2 (600m)
Race State	Finished

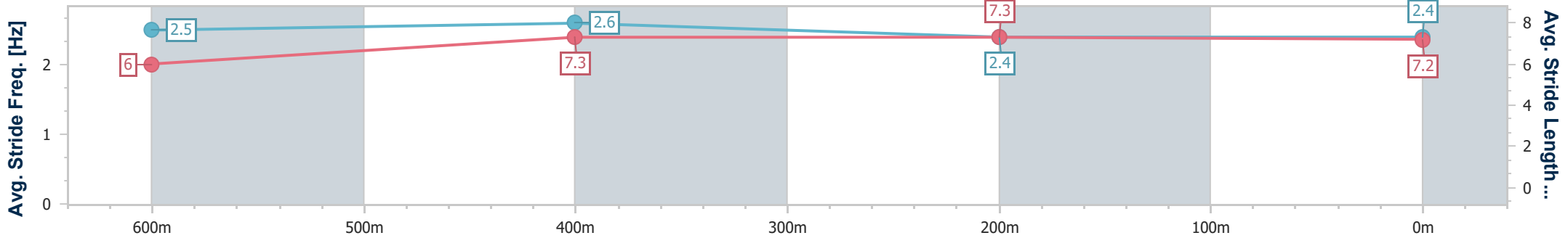
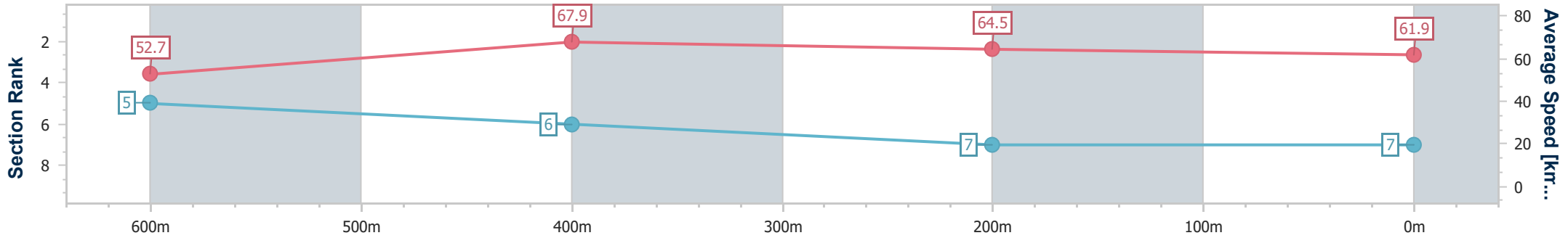


Ipswich QLD Professional
 Race 1: IPSWICH EVENTS AND ENTERTAINMENT CENTRE
 QTIS Two-Year-Old Maiden Plate - 800m
 11 July 2024 - 11:53



Track Rating: Soft 5, Weather: Overcast, Rail Position: +6m Entire

Section	Overall	600m	400m	200m
Section Times	0:47.03 [7] (0:13.70)	0:33.33 [5] (0:10.54)	0:22.79 [6] (0:11.15)	0:11.64 [7] (0:11.64)
Average Speed [km/h]	52.7	67.9	64.5	61.9
Top Speed [km/h]	69.1	70.2	65.3	64.7
Avg. Dist. to Rail [m]	1.9	0.5	1.0	0.5
Avg. Stride Freq. [Hz]	2.5	2.6	2.4	2.4
Avg. Stride Length [m]	6.0	7.3	7.3	7.2



- [] Ranking at each section and finish
- .-.- No data available at this section
- NA No data available



Horse/Jockey Name	Neva Breeze
Final Rank	8
Fastest Section Time (Section)	0:10.68 (600m)
Top Speed [km/h] (Section)	69.1 (600m)
Race State	Finished

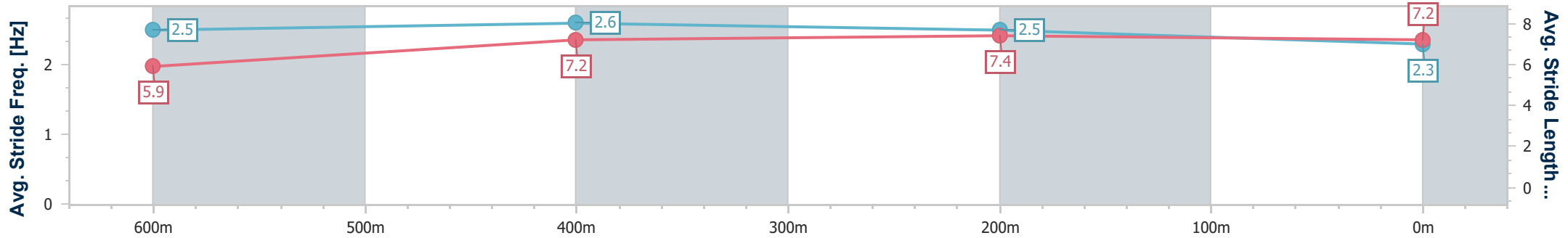
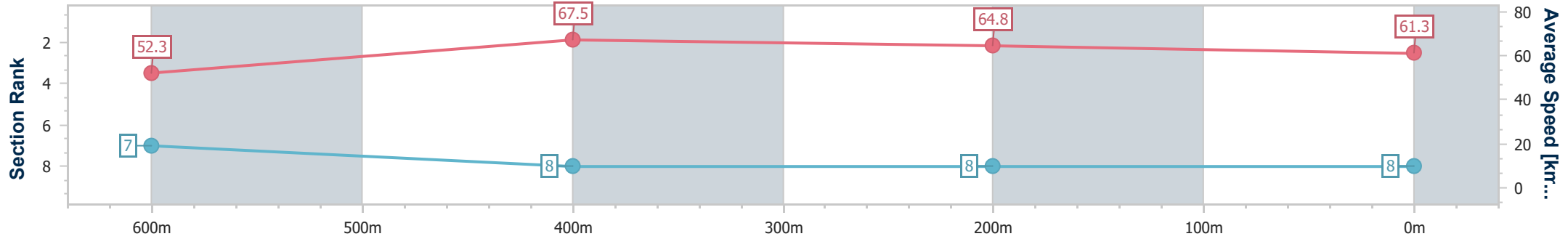


Ipswich QLD Professional
 Race 1: IPSWICH EVENTS AND ENTERTAINMENT CENTRE
 QTIS Two-Year-Old Maiden Plate - 800m
 11 July 2024 - 11:53



Track Rating: Soft 5, Weather: Overcast, Rail Position: +6m Entire

Section	Overall	600m	400m	200m
Section Times	0:47.34 [8] (0:13.76)	0:33.58 [7] (0:10.68)	0:22.90 [8] (0:11.13)	0:11.77 [8] (0:11.77)
Average Speed [km/h]	52.3	67.5	64.8	61.3
Top Speed [km/h]	68.9	69.1	66.0	63.7
Avg. Dist. to Rail [m]	5.8	1.9	1.1	3.3
Avg. Stride Freq. [Hz]	2.5	2.6	2.5	2.3
Avg. Stride Length [m]	5.9	7.2	7.4	7.2



- [] Ranking at each section and finish
- .-.- No data available at this section
- NA No data available