



Aquis Park Gold Coast Poly QLD Professional
Race 2: MARSH ADVANTAGE INSURANCE BENCHMARK 58 Handicap - 1050m
13 July 2024 - 13:05



Track Rating: Synthetic, Weather: Fine, Rail Position: True

Section		Field Times											Last 600m					
		Overall	1000m	800m	600m	400m	200m						0:34.58					
		1:00.91 (0:04.62)	0:56.29 (0:10.96)	0:45.33 (0:10.75)	0:34.58 (0:11.27)	0:23.31 (0:11.49)	0:11.82 (0:11.82)											
Rank	TAB	Horse/Jockey	Barrier	Top Speed [km/h]	Fastest Section												Margin	Distance Travelled [m]
1	10	VELVET Casey Waddell	7	69.7 800m	0:04.62 Overall	1:00.91 [1] (0:04.62)	0:56.29 [1] (0:11.21)	0:45.08 [5] (0:10.83)	0:34.25 [4] (0:11.38)	0:22.87 [5] (0:11.22)	0:11.65 [4] (0:11.65)	1:00.91	0:34.25					
2	1	MY DOG DIESEL Corey Sutherland	4	68.4 1000m	0:04.80 Overall	1:00.95 [2] (0:04.80)	0:56.15 [4] (0:11.08)	0:45.07 [6] (0:10.86)	0:34.21 [5] (0:11.19)	0:23.02 [4] (0:11.43)	0:11.59 [5] (0:11.59)	0.2L	0:34.21	-8				
3	2	ON MERIT Jai Williams	10	70.3 1000m	0:04.87 Overall	1:01.14 [3] (0:04.87)	0:56.27 [7] (0:10.84)	0:45.43 [3] (0:10.68)	0:34.75 [3] (0:11.29)	0:23.46 [3] (0:11.41)	0:12.05 [1] (0:12.05)	1.2L	0:34.75	-4				
4	8	LES GIRLS Andrew Spinks	6	69.7 800m	0:04.75 Overall	1:01.17 [4] (0:04.75)	0:56.42 [3] (0:11.31)	0:45.11 [7] (0:10.84)	0:34.27 [7] (0:11.26)	0:23.01 [6] (0:11.22)	0:11.79 [6] (0:11.79)	1.4L	0:34.27	+3				
5	9	MY GIRONA Micheal Hellyer	2	69.9 800m	0:05.21 Overall	1:01.35 [5] (0:05.21)	0:56.14 [9] (0:11.09)	0:45.05 [10] (0:10.72)	0:34.33 [9] (0:11.30)	0:23.03 [9] (0:11.45)	0:11.58 [8] (0:11.58)	2.4L	0:34.33	-8				
6	3	BREMERS Scott Galloway	3	68.6 800m	0:04.92 Overall	1:01.52 [6] (0:04.92)	0:56.60 [8] (0:11.16)	0:45.44 [8] (0:10.84)	0:34.60 [8] (0:11.34)	0:23.26 [8] (0:11.44)	0:11.82 [7] (0:11.82)	3.2L	0:34.60	-8				
7	4	EUPHRATES DREAM Dan McGillivray	1	70.4 1000m	0:04.84 Overall	1:01.59 [7] (0:04.84)	0:56.75 [6] (0:10.86)	0:45.89 [2] (0:10.63)	0:35.26 [1] (0:11.27)	0:23.99 [1] (0:11.65)	0:12.34 [3] (0:12.34)	3.5L	0:35.26	-13				
8	5	KERNEL BOOM Kirk Matheson	9	70.4 1000m	0:04.73 Overall	1:01.62 [8] (0:04.73)	0:56.89 [2] (0:10.85)	0:46.04 [1] (0:10.76)	0:35.28 [2] (0:11.29)	0:23.99 [2] (0:11.60)	0:12.39 [2] (0:12.39)	3.6L	0:35.28	-4				
9	7	RUBYDOO Michael Cahill	5	68.7 1000m	0:04.83 Overall	1:02.05 [9] (0:04.83)	0:57.22 [5] (0:10.98)	0:46.24 [4] (0:10.94)	0:35.30 [6] (0:11.47)	0:23.83 [7] (0:11.66)	0:12.17 [9] (0:12.17)	6.1L	0:35.30	-4				
10	11	TAMSIN Amy Graham	11	71.1 800m	0:05.31 Overall	1:02.50 [10] (0:05.31)	0:57.19 [10] (0:10.94)	0:46.25 [9] (0:10.83)	0:35.42 [10] (0:11.29)	0:24.13 [10] (0:11.73)	0:12.40 [10] (0:12.40)	8.6L	0:35.42	+1				

Scratched: Chase The Sun (#12), Veloce Meteor (#6)



Horse/Jockey Name	Velvet
Final Rank	1
Fastest Section Time (Section)	0:04.62 (Overall)
Top Speed [km/h] (Section)	69.7 (800m)
Race State	Finished



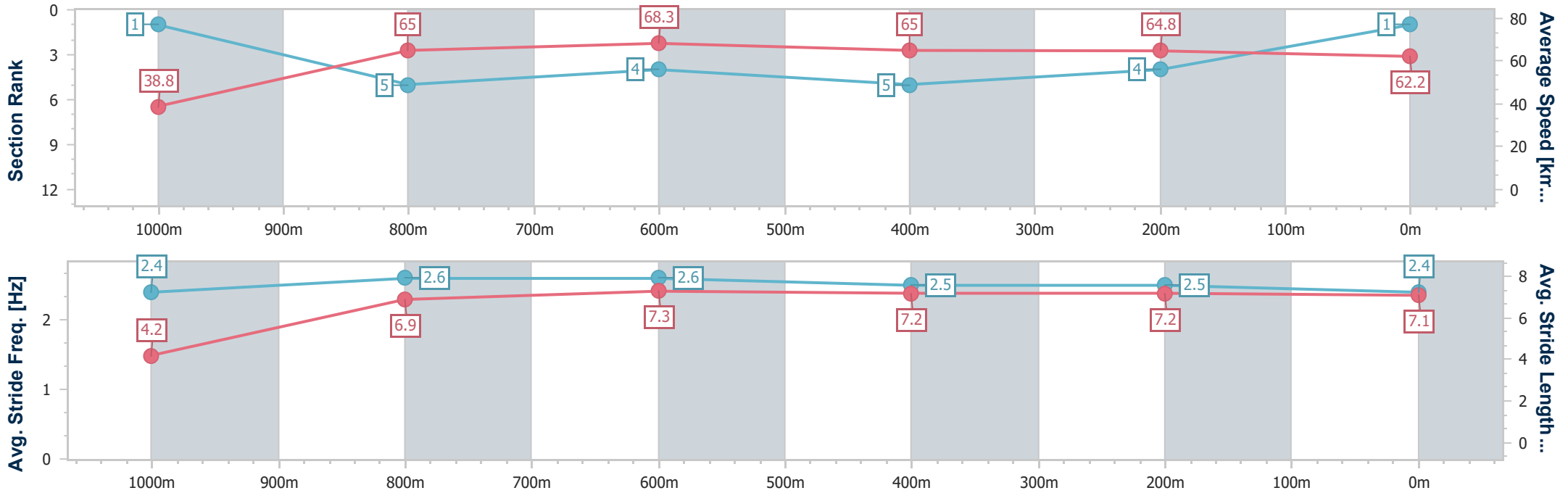
Aquis Park Gold Coast Poly QLD Professional
 Race 2: MARSH ADVANTAGE INSURANCE BENCHMARK 58
 Handicap - 1050m



13 July 2024 - 13:05

Track Rating: Synthetic, Weather: Fine, Rail Position: True

Section	Overall	1000m	800m	600m	400m	200m
Section Times	1:00.91 [1] (0:04.62)	0:56.29 [1] (0:11.21)	0:45.08 [5] (0:10.83)	0:34.25 [4] (0:11.38)	0:22.87 [5] (0:11.22)	0:11.65 [4] (0:11.65)
Average Speed [km/h]	38.8	65.0	68.3	65.0	64.8	62.2
Top Speed [km/h]	55.5	67.7	69.7	68.0	65.6	64.9
Avg. Dist. to Rail [m]	6.4	5.1	4.6	5.0	5.1	5.8
Avg. Stride Freq. [Hz]	2.4	2.6	2.6	2.5	2.5	2.4
Avg. Stride Length [m]	4.2	6.9	7.3	7.2	7.2	7.1



- [] Ranking at each section and finish
- .-.- No data available at this section
- NA No data available



Horse/Jockey Name	My Dog Diesel
Final Rank	2
Fastest Section Time (Section)	0:04.80 (Overall)
Top Speed [km/h] (Section)	68.4 (1000m)
Race State	Finished

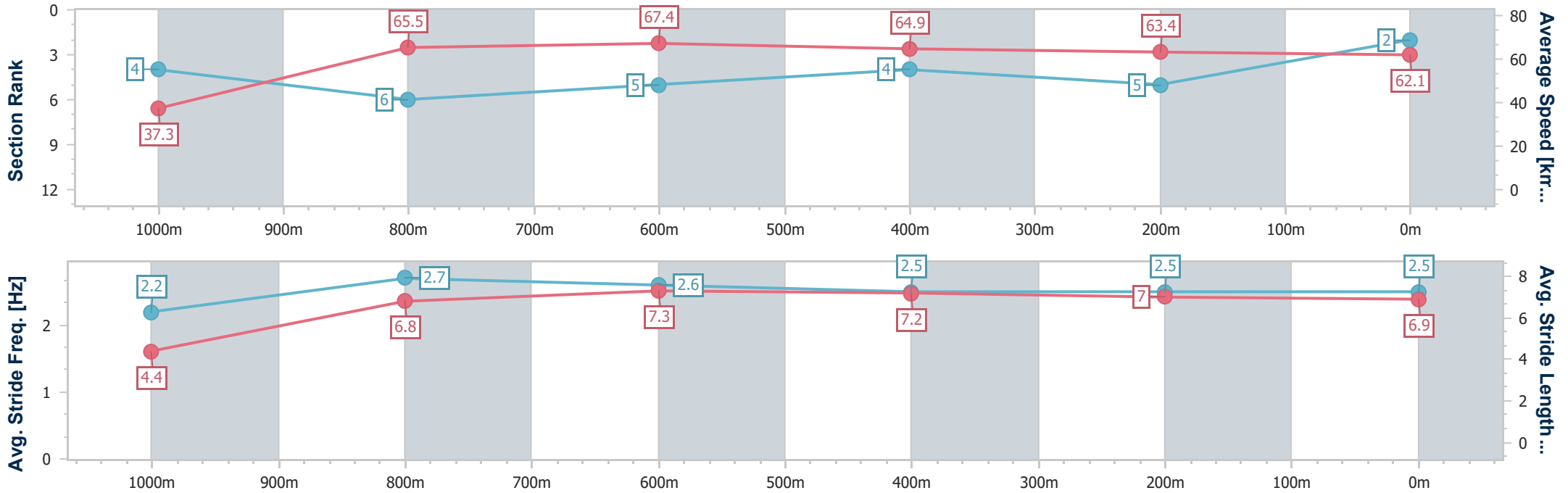


Aquis Park Gold Coast Poly QLD Professional
 Race 2: MARSH ADVANTAGE INSURANCE BENCHMARK 58
 Handicap - 1050m
 13 July 2024 - 13:05



Track Rating: Synthetic, Weather: Fine, Rail Position: True

Section	Overall	1000m	800m	600m	400m	200m
Section Times	1:00.95 [2] (0:04.80)	0:56.15 [4] (0:11.08)	0:45.07 [6] (0:10.86)	0:34.21 [5] (0:11.19)	0:23.02 [4] (0:11.43)	0:11.59 [5] (0:11.59)
Average Speed [km/h]	37.3	65.5	67.4	64.9	63.4	62.1
Top Speed [km/h]	56.2	68.4	68.0	67.7	63.9	64.3
Avg. Dist. to Rail [m]	2.9	2.8	2.6	2.2	3.9	5.9
Avg. Stride Freq. [Hz]	2.2	2.7	2.6	2.5	2.5	2.5
Avg. Stride Length [m]	4.4	6.8	7.3	7.2	7.0	6.9



- [] Ranking at each section and finish
- .-.- No data available at this section
- NA No data available



Horse/Jockey Name	On Merit
Final Rank	3
Fastest Section Time (Section)	0:04.87 (Overall)
Top Speed [km/h] (Section)	70.3 (1000m)
Race State	Finished

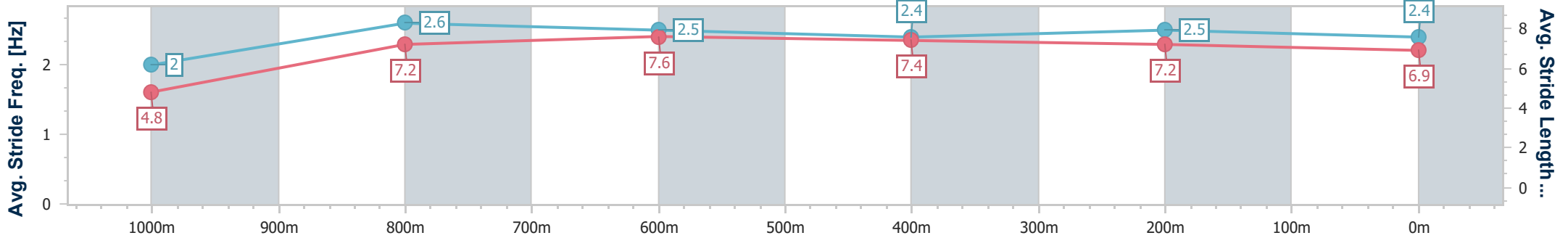
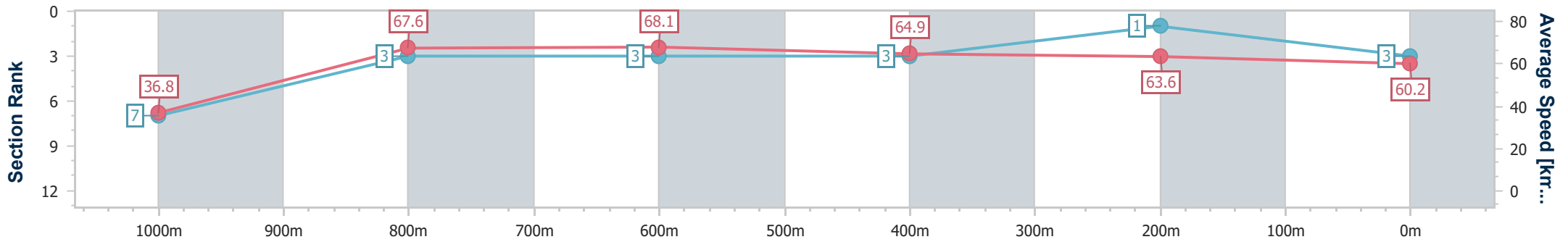


Aquis Park Gold Coast Poly QLD Professional
 Race 2: MARSH ADVANTAGE INSURANCE BENCHMARK 58
 Handicap - 1050m
 13 July 2024 - 13:05



Track Rating: Synthetic, Weather: Fine, Rail Position: True

Section	Overall	1000m	800m	600m	400m	200m
Section Times	1:01.14 [3] (0:04.87)	0:56.27 [7] (0:10.84)	0:45.43 [3] (0:10.68)	0:34.75 [3] (0:11.29)	0:23.46 [3] (0:11.41)	0:12.05 [1] (0:12.05)
Average Speed [km/h]	36.8	67.6	68.1	64.9	63.6	60.2
Top Speed [km/h]	57.9	70.3	69.3	67.2	64.5	62.7
Avg. Dist. to Rail [m]	8.9	7.0	1.8	3.3	3.7	0.9
Avg. Stride Freq. [Hz]	2.0	2.6	2.5	2.4	2.5	2.4
Avg. Stride Length [m]	4.8	7.2	7.6	7.4	7.2	6.9



- [] Ranking at each section and finish
- .-.- No data available at this section
- NA No data available



Horse/Jockey Name	Les Girls
Final Rank	4
Fastest Section Time (Section)	0:04.75 (Overall)
Top Speed [km/h] (Section)	69.7 (800m)
Race State	Finished

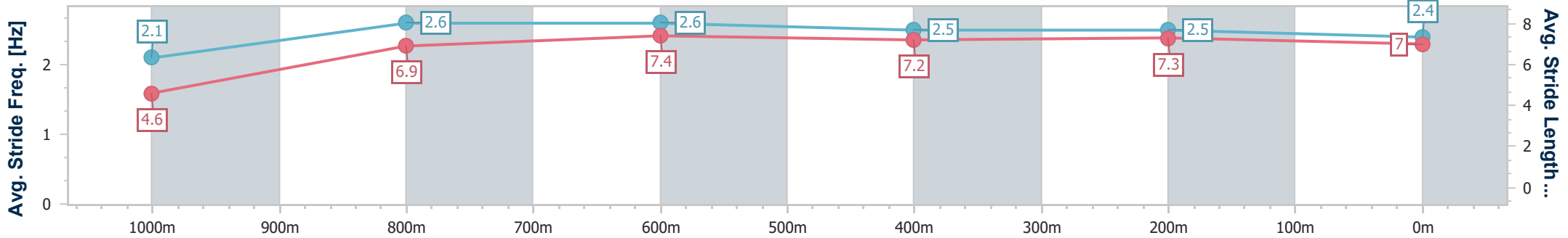
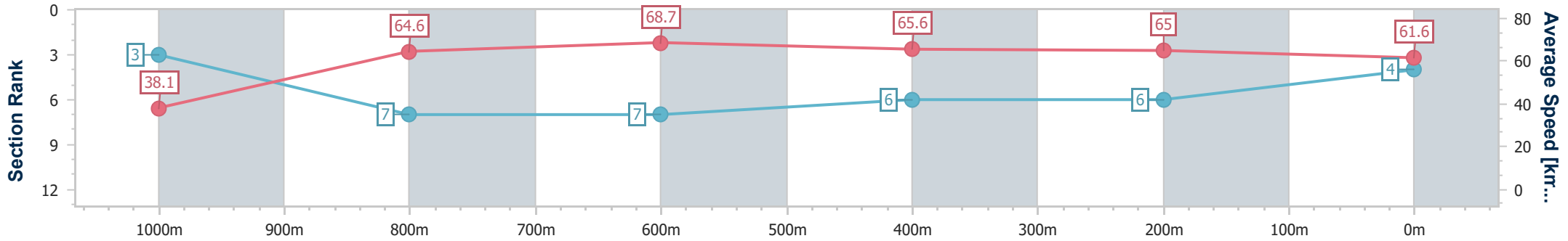


Aquis Park Gold Coast Poly QLD Professional
 Race 2: MARSH ADVANTAGE INSURANCE BENCHMARK 58
 Handicap - 1050m
 13 July 2024 - 13:05



Track Rating: Synthetic, Weather: Fine, Rail Position: True

Section	Overall	1000m	800m	600m	400m	200m
Section Times	1:01.17 [4] (0:04.75)	0:56.42 [3] (0:11.31)	0:45.11 [7] (0:10.84)	0:34.27 [7] (0:11.26)	0:23.01 [6] (0:11.22)	0:11.79 [6] (0:11.79)
Average Speed [km/h]	38.1	64.6	68.7	65.6	65.0	61.6
Top Speed [km/h]	55.8	67.8	69.7	67.9	65.6	64.3
Avg. Dist. to Rail [m]	5.5	5.6	5.7	5.6	5.9	8.1
Avg. Stride Freq. [Hz]	2.1	2.6	2.6	2.5	2.5	2.4
Avg. Stride Length [m]	4.6	6.9	7.4	7.2	7.3	7.0



- [] Ranking at each section and finish
- .-.- No data available at this section
- NA No data available



Horse/Jockey Name	My Girona
Final Rank	5
Fastest Section Time (Section)	0:05.21 (Overall)
Top Speed [km/h] (Section)	69.9 (800m)
Race State	Finished

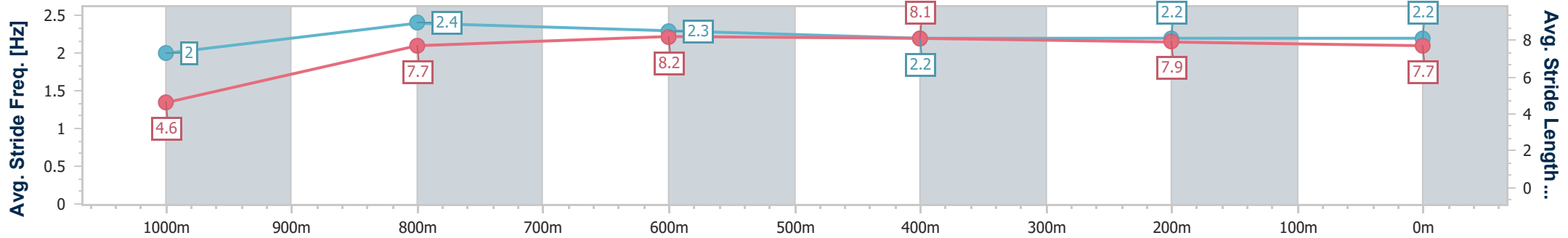
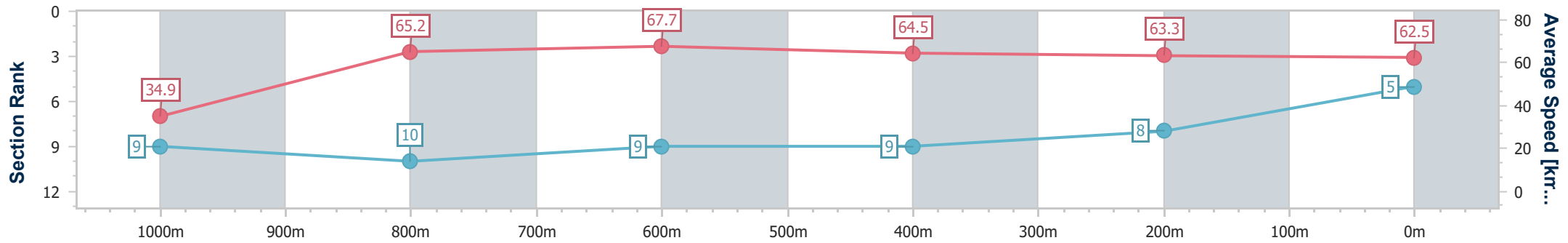


Aquis Park Gold Coast Poly QLD Professional
 Race 2: MARSH ADVANTAGE INSURANCE BENCHMARK 58
 Handicap - 1050m
 13 July 2024 - 13:05



Track Rating: Synthetic, Weather: Fine, Rail Position: True

Section	Overall	1000m	800m	600m	400m	200m
Section Times	1:01.35 [5] (0:05.21)	0:56.14 [9] (0:11.09)	0:45.05 [10] (0:10.72)	0:34.33 [9] (0:11.30)	0:23.03 [9] (0:11.45)	0:11.58 [8] (0:11.58)
Average Speed [km/h]	34.9	65.2	67.7	64.5	63.3	62.5
Top Speed [km/h]	55.3	68.7	69.9	66.1	64.1	65.9
Avg. Dist. to Rail [m]	1.0	1.2	1.7	2.1	4.3	5.8
Avg. Stride Freq. [Hz]	2.0	2.4	2.3	2.2	2.2	2.2
Avg. Stride Length [m]	4.6	7.7	8.2	8.1	7.9	7.7



- [] Ranking at each section and finish
- .-.- No data available at this section
- NA No data available



Horse/Jockey Name	Bremers
Final Rank	6
Fastest Section Time (Section)	0:04.92 (Overall)
Top Speed [km/h] (Section)	68.6 (800m)
Race State	Finished

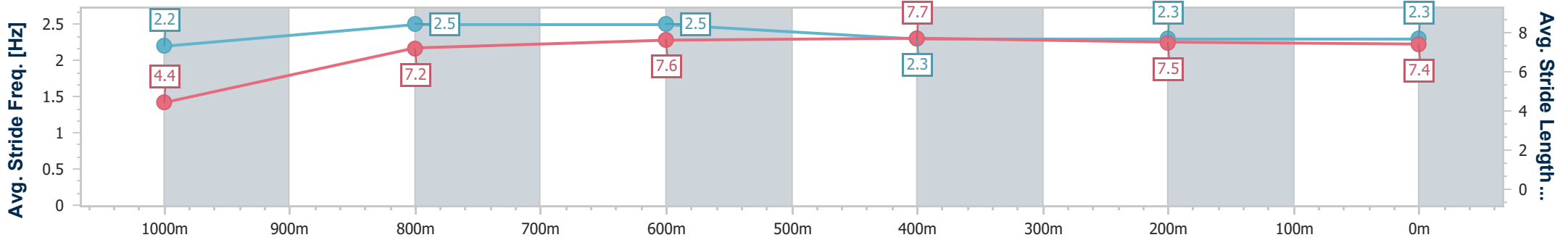
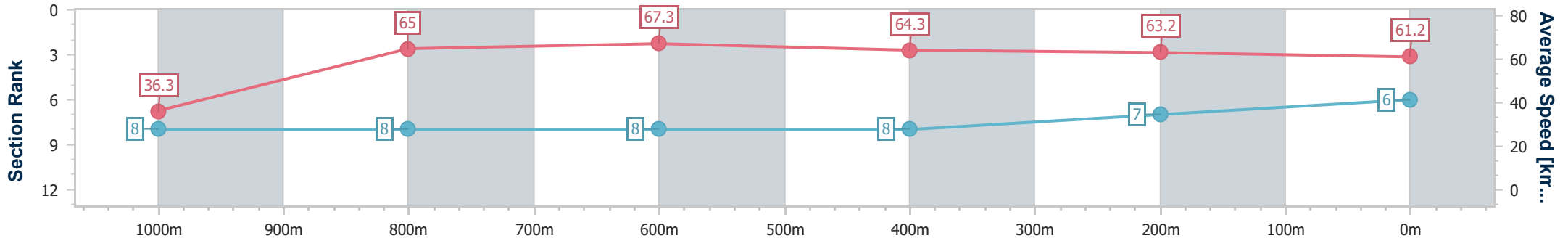


Aquis Park Gold Coast Poly QLD Professional
 Race 2: MARSH ADVANTAGE INSURANCE BENCHMARK 58
 Handicap - 1050m
 13 July 2024 - 13:05



Track Rating: Synthetic, Weather: Fine, Rail Position: True

Section	Overall	1000m	800m	600m	400m	200m
Section Times	1:01.52 [6] (0:04.92)	0:56.60 [8] (0:11.16)	0:45.44 [8] (0:10.84)	0:34.60 [8] (0:11.34)	0:23.26 [8] (0:11.44)	0:11.82 [7] (0:11.82)
Average Speed [km/h]	36.3	65.0	67.3	64.3	63.2	61.2
Top Speed [km/h]	56.2	67.7	68.6	67.3	64.2	62.6
Avg. Dist. to Rail [m]	2.7	2.2	2.6	2.7	2.4	3.2
Avg. Stride Freq. [Hz]	2.2	2.5	2.5	2.3	2.3	2.3
Avg. Stride Length [m]	4.4	7.2	7.6	7.7	7.5	7.4



- [] Ranking at each section and finish
- .-.- No data available at this section
- NA No data available



Horse/Jockey Name	Euphrates Dream
Final Rank	7
Fastest Section Time (Section)	0:04.84 (Overall)
Top Speed [km/h] (Section)	70.4 (1000m)
Race State	Finished



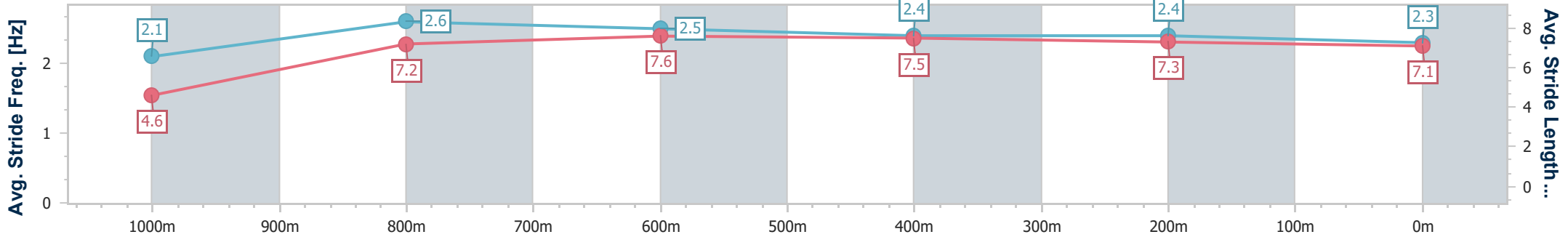
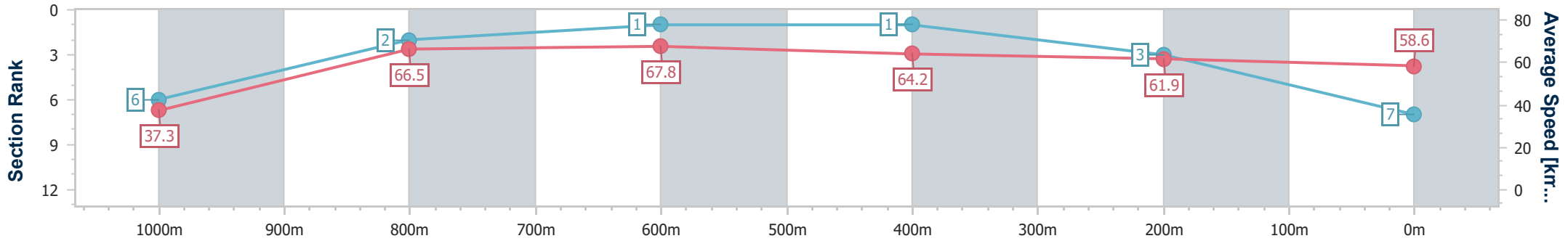
Aquis Park Gold Coast Poly QLD Professional
 Race 2: MARSH ADVANTAGE INSURANCE BENCHMARK 58
 Handicap - 1050m



13 July 2024 - 13:05

Track Rating: Synthetic, Weather: Fine, Rail Position: True

Section	Overall	1000m	800m	600m	400m	200m
Section Times	1:01.59 [7] (0:04.84)	0:56.75 [6] (0:10.86)	0:45.89 [2] (0:10.63)	0:35.26 [1] (0:11.27)	0:23.99 [1] (0:11.65)	0:12.34 [3] (0:12.34)
Average Speed [km/h]	37.3	66.5	67.8	64.2	61.9	58.6
Top Speed [km/h]	55.4	70.4	69.9	66.7	63.4	60.9
Avg. Dist. to Rail [m]	0.3	0.2	0.5	1.4	0.7	0.3
Avg. Stride Freq. [Hz]	2.1	2.6	2.5	2.4	2.4	2.3
Avg. Stride Length [m]	4.6	7.2	7.6	7.5	7.3	7.1



- [] Ranking at each section and finish
- .-.- No data available at this section
- NA No data available



Horse/Jockey Name	Kernel Boom
Final Rank	8
Fastest Section Time (Section)	0:04.73 (Overall)
Top Speed [km/h] (Section)	70.4 (1000m)
Race State	Finished



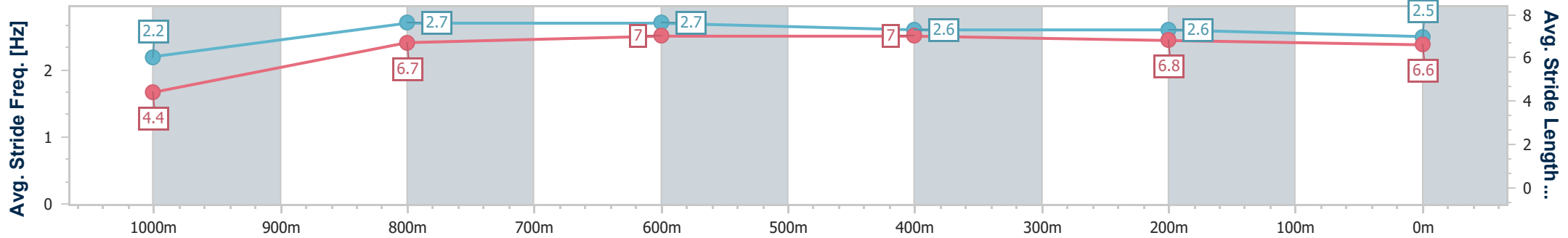
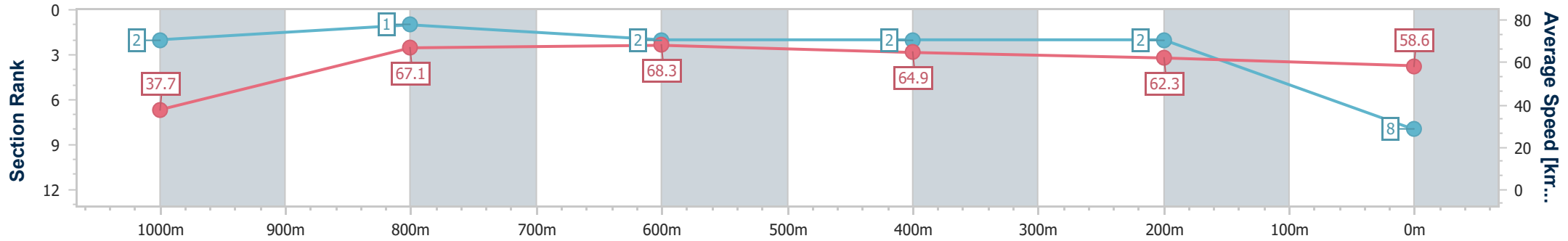
Aquis Park Gold Coast Poly QLD Professional
 Race 2: MARSH ADVANTAGE INSURANCE BENCHMARK 58
 Handicap - 1050m



13 July 2024 - 13:05

Track Rating: Synthetic, Weather: Fine, Rail Position: True

Section	Overall	1000m	800m	600m	400m	200m
Section Times	1:01.62 [8] (0:04.73)	0:56.89 [2] (0:10.85)	0:46.04 [1] (0:10.76)	0:35.28 [2] (0:11.29)	0:23.99 [2] (0:11.60)	0:12.39 [2] (0:12.39)
Average Speed [km/h]	37.7	67.1	68.3	64.9	62.3	58.6
Top Speed [km/h]	57.3	70.4	69.4	68.3	63.8	60.6
Avg. Dist. to Rail [m]	7.5	5.7	3.5	3.5	2.3	3.3
Avg. Stride Freq. [Hz]	2.2	2.7	2.7	2.6	2.6	2.5
Avg. Stride Length [m]	4.4	6.7	7.0	7.0	6.8	6.6



- [] Ranking at each section and finish
- .-.- No data available at this section
- NA No data available



Horse/Jockey Name	Rubydoo
Final Rank	9
Fastest Section Time (Section)	0:04.83 (Overall)
Top Speed [km/h] (Section)	68.7 (1000m)
Race State	Finished

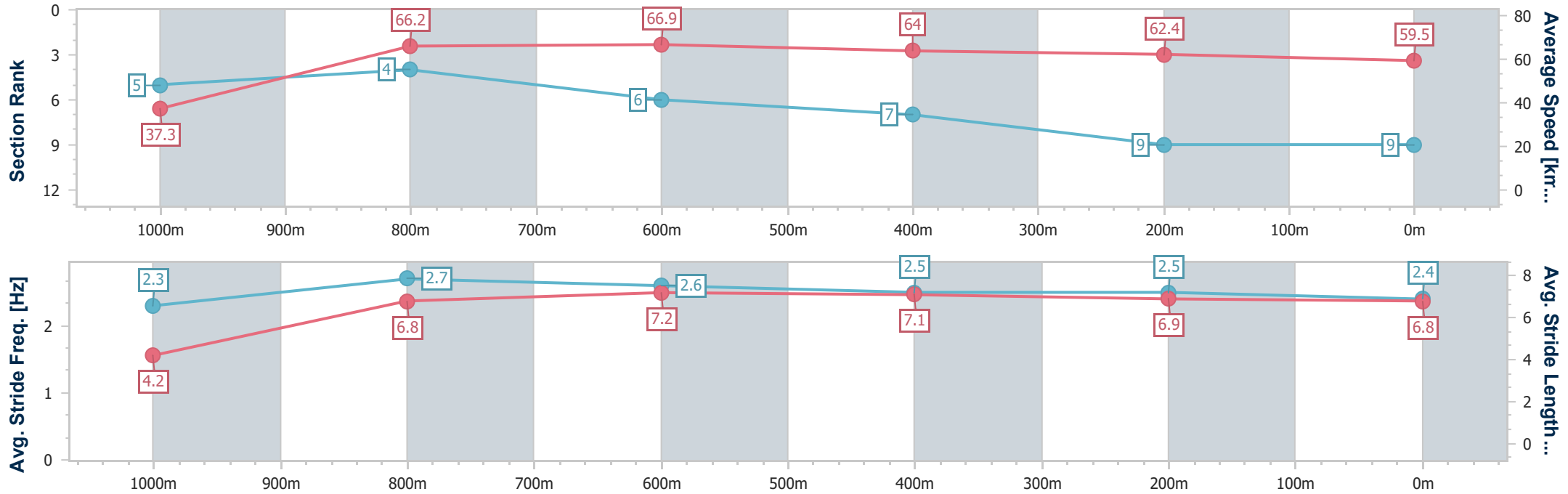


Aquis Park Gold Coast Poly QLD Professional
 Race 2: MARSH ADVANTAGE INSURANCE BENCHMARK 58
 Handicap - 1050m
 13 July 2024 - 13:05



Track Rating: Synthetic, Weather: Fine, Rail Position: True

Section	Overall	1000m	800m	600m	400m	200m
Section Times	1:02.05 [9] (0:04.83)	0:57.22 [5] (0:10.98)	0:46.24 [4] (0:10.94)	0:35.30 [6] (0:11.47)	0:23.83 [7] (0:11.66)	0:12.17 [9] (0:12.17)
Average Speed [km/h]	37.3	66.2	66.9	64.0	62.4	59.5
Top Speed [km/h]	57.1	68.7	67.7	66.8	63.4	62.0
Avg. Dist. to Rail [m]	4.4	3.8	2.7	4.0	3.7	4.3
Avg. Stride Freq. [Hz]	2.3	2.7	2.6	2.5	2.5	2.4
Avg. Stride Length [m]	4.2	6.8	7.2	7.1	6.9	6.8



- [] Ranking at each section and finish
- .-.- No data available at this section
- NA No data available



Horse/Jockey Name	Tamsin
Final Rank	10
Fastest Section Time (Section)	0:05.31 (Overall)
Top Speed [km/h] (Section)	71.1 (800m)
Race State	Finished

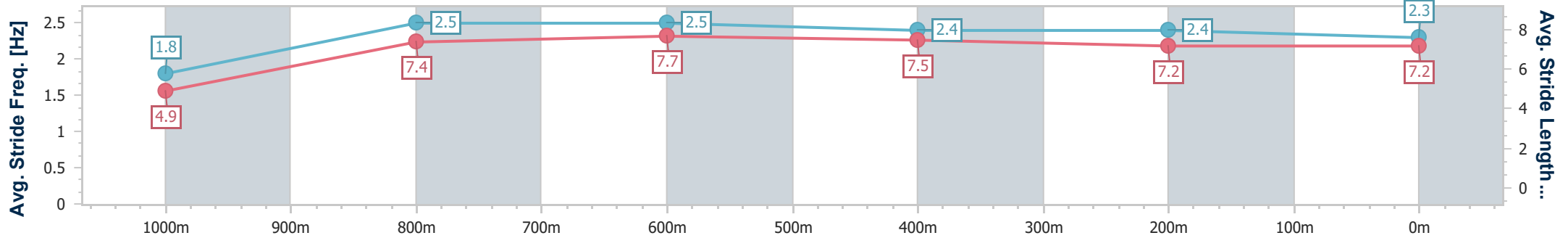
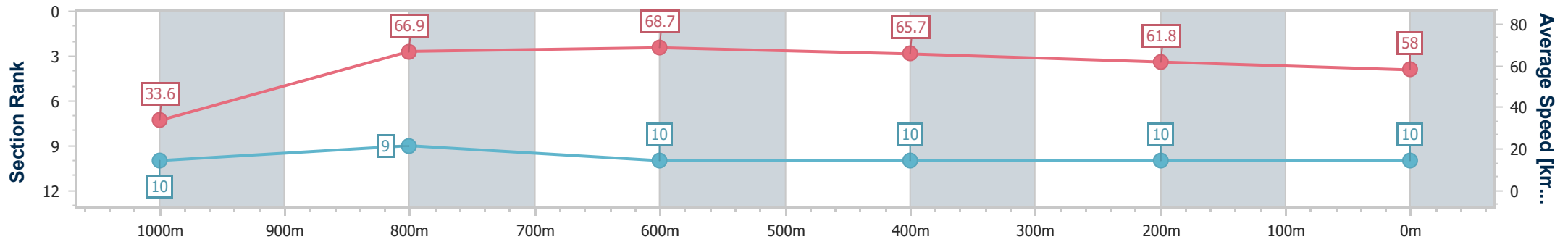


Aquis Park Gold Coast Poly QLD Professional
 Race 2: MARSH ADVANTAGE INSURANCE BENCHMARK 58
 Handicap - 1050m
 13 July 2024 - 13:05



Track Rating: Synthetic, Weather: Fine, Rail Position: True

Section	Overall	1000m	800m	600m	400m	200m
Section Times	1:02.50 [10] (0:05.31)	0:57.19 [10] (0:10.94)	0:46.25 [9] (0:10.83)	0:35.42 [10] (0:11.29)	0:24.13 [10] (0:11.73)	0:12.40 [10] (0:12.40)
Average Speed [km/h]	33.6	66.9	68.7	65.7	61.8	58.0
Top Speed [km/h]	54.8	70.9	71.1	68.1	63.4	61.1
Avg. Dist. to Rail [m]	9.9	7.0	5.8	6.5	4.2	4.5
Avg. Stride Freq. [Hz]	1.8	2.5	2.5	2.4	2.4	2.3
Avg. Stride Length [m]	4.9	7.4	7.7	7.5	7.2	7.2



- [] Ranking at each section and finish
- .-.- No data available at this section
- NA No data available