



Doomben QLD Professional
Race 2: THE GIBSON Colts, Geldings and Entires BENCHMARK 78
Handicap - 1110m
13 July 2024 - 12:29



Track Rating: Soft 6, Weather: Overcast, Rail Position: +0.5m Entire

Section		Overall	1000m	800m	600m	400m	200m	Last 600m					
Field Times		1:04.80 (0:08.63)	0:56.17 (0:10.24)	0:45.93 (0:10.64)	0:35.29 (0:11.37)	0:23.92 (0:11.66)	0:12.26 (0:12.26)	0:35.29					
Rank	TAB Horse/Jockey	Barrier	Top Speed [km/h]	Fastest Section							Margin	Distance Travelled [m]	
1	5 BRERETON Vlad Duric	4	69.8	0:08.72	1:04.80 [1] (0:08.72)	0:56.08 [3] (0:10.51)	0:45.57 [3] (0:10.79)	0:34.78 [4] (0:11.41)	0:23.37 [4] (0:11.39)	0:11.98 [3] (0:11.98)	1:04.80	0:34.78	
2	4 PLUNDERING Jag Guthmann-Chester	5	69.9	0:08.76	1:04.91 [2] (0:08.76)	0:56.15 [4] (0:10.58)	0:45.57 [6] (0:10.84)	0:34.73 [5] (0:11.38)	0:23.35 [5] (0:11.41)	0:11.94 [4] (0:11.94)	0.67L	0:34.73	+3
3	1 SAFEWORK Marnu Potgieter	3	68.6	0:08.76	1:04.96 [3] (0:08.76)	0:56.20 [5] (0:10.64)	0:45.56 [7] (0:10.83)	0:34.73 [7] (0:11.45)	0:23.28 [7] (0:11.30)	0:11.98 [5] (0:11.98)	0.96L	0:34.73	-2
4	3 MUSCHIALLI Angela Jones	1	69.0	0:08.66	1:04.98 [4] (0:08.66)	0:56.32 [2] (0:10.63)	0:45.69 [4] (0:10.90)	0:34.79 [6] (0:11.40)	0:23.39 [6] (0:11.40)	0:11.99 [6] (0:11.99)	1.06L	0:34.79	-5
5	7 MR GALAZI Georgina Cartwright	2	70.6	0:09.23	1:05.11 [5] (0:09.23)	0:55.88 [9] (0:09.90)	0:45.98 [2] (0:10.63)	0:35.35 [2] (0:11.24)	0:24.11 [2] (0:11.60)	0:12.51 [2] (0:12.51)	1.83L	0:35.35	-10
6	2 ECONOMICS Jake Bayliss	10	70.2	0:08.84	1:05.24 [6] (0:08.84)	0:56.40 [7] (0:10.03)	0:46.37 [1] (0:10.64)	0:35.73 [1] (0:11.37)	0:24.36 [1] (0:11.66)	0:12.70 [1] (0:12.70)	2.59L	0:35.73	-4
7	6 STRIPPED BACK Michael Rodd	8	68.5	0:09.06	1:05.63 [7] (0:09.06)	0:56.57 [8] (0:10.80)	0:45.77 [9] (0:11.04)	0:34.73 [9] (0:11.14)	0:23.59 [8] (0:11.31)	0:12.28 [8] (0:12.28)	4.87L	0:34.73	-4
8	8 TOO HARD TO REFUSE Jim Byrne	7	70.9	0:08.82	1:05.85 [8] (0:08.82)	0:57.03 [6] (0:10.52)	0:46.51 [5] (0:10.62)	0:35.89 [3] (0:11.36)	0:24.53 [3] (0:11.67)	0:12.86 [7] (0:12.86)	6.22L	0:35.89	+2
9	9 CELESTIAL SOL Samantha Collett	6	67.6	0:08.63	1:07.16 [9] (0:08.63)	0:58.53 [1] (0:11.07)	0:47.46 [8] (0:10.99)	0:36.47 [8] (0:11.37)	0:25.10 [9] (0:11.66)	0:13.44 [9] (0:13.44)	13.91L	0:36.47	+3

Scratched: Enabler (#10)

[] Ranking at each section and finish
 -:-:- No data available at this section
 NA No data available

SCN Saddle cloth number
 DNF Did not finish
 DNT Did not track



Horse/Jockey Name	Brereton
Final Rank	1
Fastest Section Time (Section)	0:08.72 (Overall)
Top Speed [km/h] (Section)	69.8 (1000m)
Race State	Finished



Doomben QLD Professional
Race 2: THE GIBSON Colts, Geldings and Entires
BENCHMARK 78 Handicap - 1110m

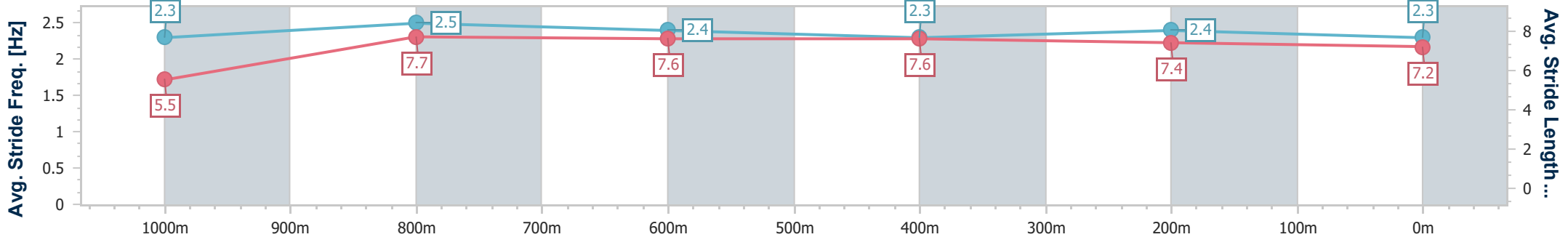
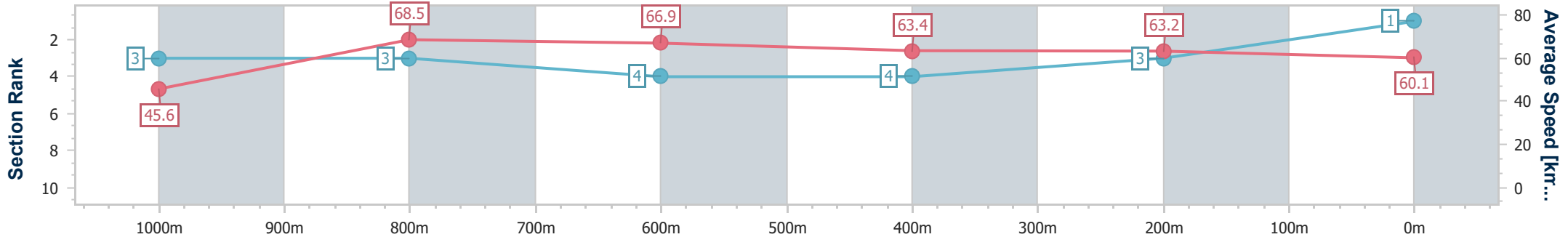
13 July 2024 - 12:29

Track Rating: Soft 6, Weather: Overcast, Rail Position: +0.5m Entire



BRISBANE
RACING CLUB

Section	Overall	1000m	800m	600m	400m	200m
Section Times	1:04.80 [1] (0:08.72)	0:56.08 [3] (0:10.51)	0:45.57 [3] (0:10.79)	0:34.78 [4] (0:11.41)	0:23.37 [4] (0:11.39)	0:11.98 [3] (0:11.98)
Average Speed [km/h]	45.6	68.5	66.9	63.4	63.2	60.1
Top Speed [km/h]	68.5	69.8	69.5	64.8	64.8	64.3
Avg. Dist. to Rail [m]	5.2	1.6	0.8	0.5	1.6	4.7
Avg. Stride Freq. [Hz]	2.3	2.5	2.4	2.3	2.4	2.3
Avg. Stride Length [m]	5.5	7.7	7.6	7.6	7.4	7.2



- [] Ranking at each section and finish
- .-.- No data available at this section
- NA No data available



Horse/Jockey Name	Plundering
Final Rank	2
Fastest Section Time (Section)	0:08.76 (Overall)
Top Speed [km/h] (Section)	69.9 (1000m)
Race State	Finished



Doomben QLD Professional
Race 2: THE GIBSON Colts, Geldings and Entires
BENCHMARK 78 Handicap - 1110m

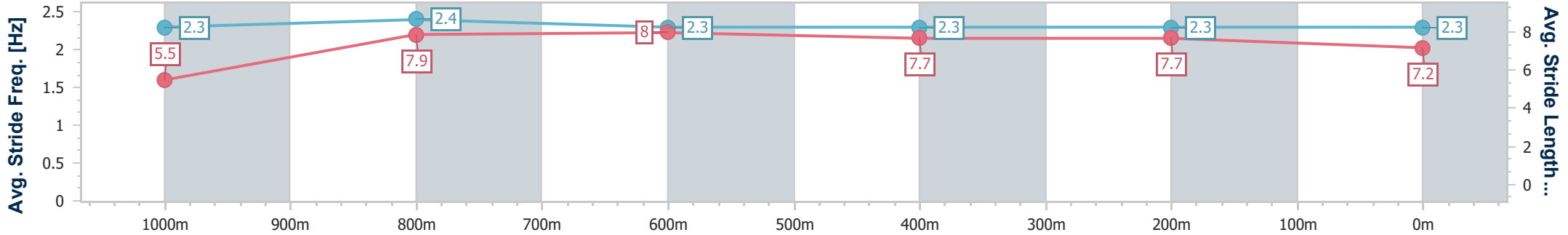
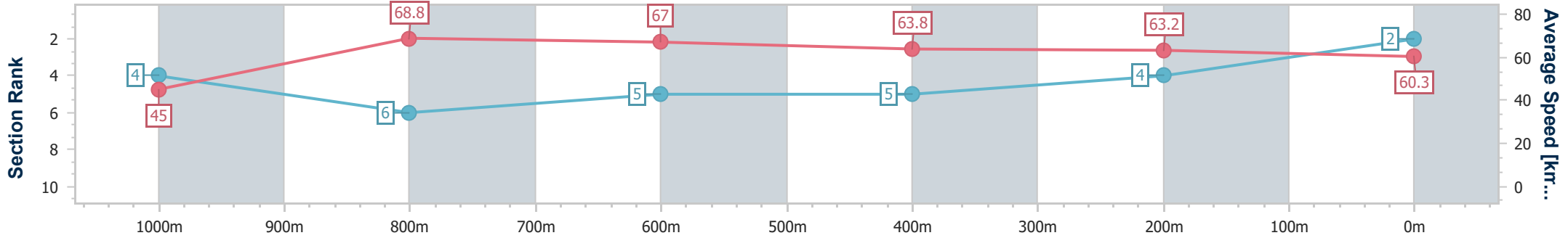
13 July 2024 - 12:29

Track Rating: Soft 6, Weather: Overcast, Rail Position: +0.5m Entire



BRISBANE
RACING CLUB

Section	Overall	1000m	800m	600m	400m	200m
Section Times	1:04.91 [2] (0:08.76)	0:56.15 [4] (0:10.58)	0:45.57 [6] (0:10.84)	0:34.73 [5] (0:11.38)	0:23.35 [5] (0:11.41)	0:11.94 [4]
Average Speed [km/h]	45.0	68.8	67.0	63.8	63.2	60.3
Top Speed [km/h]	65.3	69.9	69.5	65.1	64.1	62.7
Avg. Dist. to Rail [m]	6.1	2.7	2.0	1.7	2.7	7.0
Avg. Stride Freq. [Hz]	2.3	2.4	2.3	2.3	2.3	2.3
Avg. Stride Length [m]	5.5	7.9	8.0	7.7	7.7	7.2



- [] Ranking at each section and finish
- .-.- No data available at this section
- NA No data available



Horse/Jockey Name	Safework
Final Rank	3
Fastest Section Time (Section)	0:08.76 (Overall)
Top Speed [km/h] (Section)	68.6 (1000m)
Race State	Finished



Doomben QLD Professional
Race 2: THE GIBSON Colts, Geldings and Entires
BENCHMARK 78 Handicap - 1110m

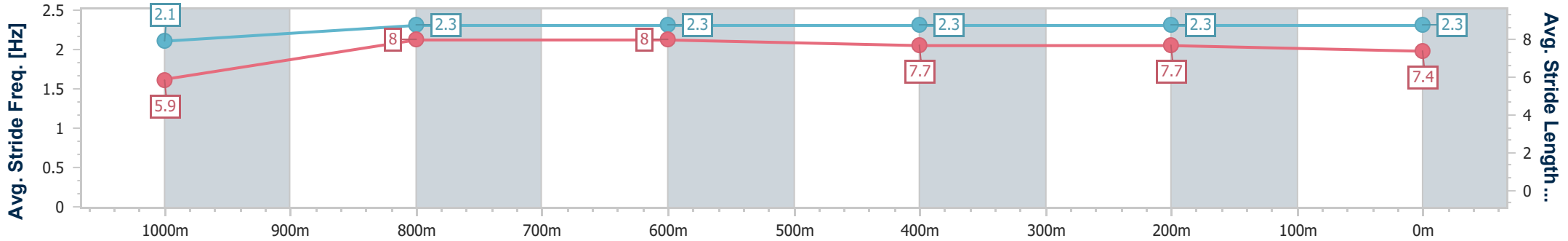
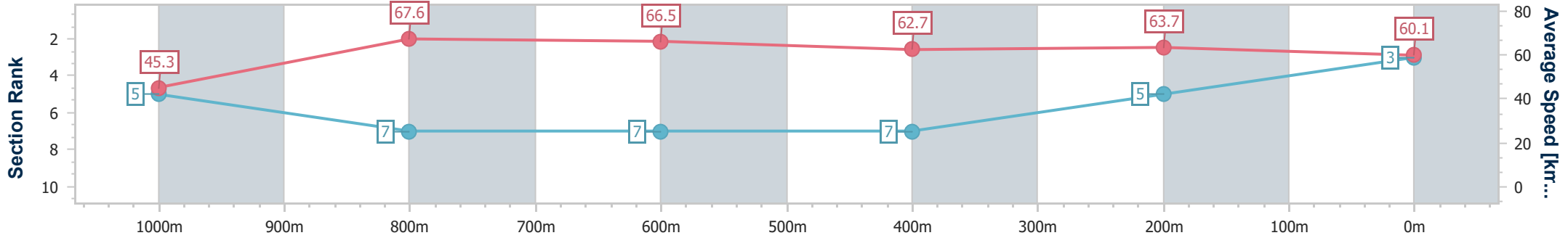


BRISBANE
RACING CLUB

13 July 2024 - 12:29

Track Rating: Soft 6, Weather: Overcast, Rail Position: +0.5m Entire

Section	Overall	1000m	800m	600m	400m	200m
Section Times	1:04.96 [3] (0:08.76)	0:56.20 [5] (0:10.64)	0:45.56 [7] (0:10.83)	0:34.73 [7] (0:11.45)	0:23.28 [7] (0:11.30)	0:11.98 [5] (0:11.98)
Average Speed [km/h]	45.3	67.6	66.5	62.7	63.7	60.1
Top Speed [km/h]	65.7	68.6	68.3	64.1	64.7	63.3
Avg. Dist. to Rail [m]	2.9	0.7	0.4	0.3	0.4	1.6
Avg. Stride Freq. [Hz]	2.1	2.3	2.3	2.3	2.3	2.3
Avg. Stride Length [m]	5.9	8.0	8.0	7.7	7.7	7.4



- [] Ranking at each section and finish
- .-.- No data available at this section
- NA No data available



Horse/Jockey Name	Muschialli
Final Rank	4
Fastest Section Time (Section)	0:08.66 (Overall)
Top Speed [km/h] (Section)	69.0 (1000m)
Race State	Finished



Doomben QLD Professional
Race 2: THE GIBSON Colts, Geldings and Entires
BENCHMARK 78 Handicap - 1110m

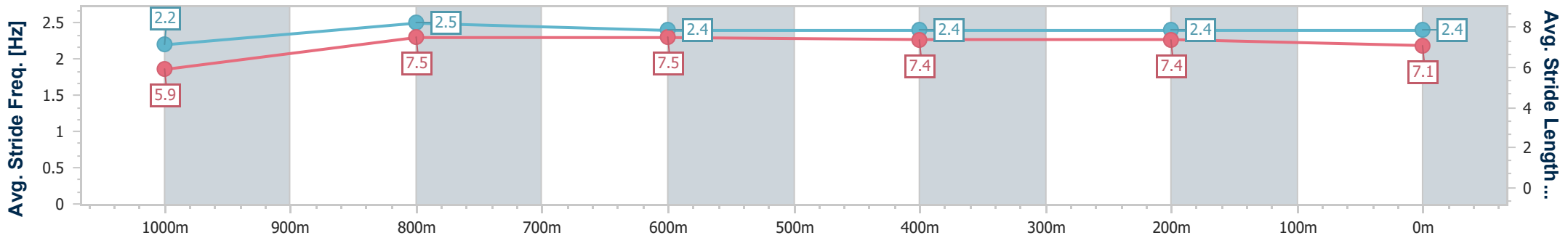
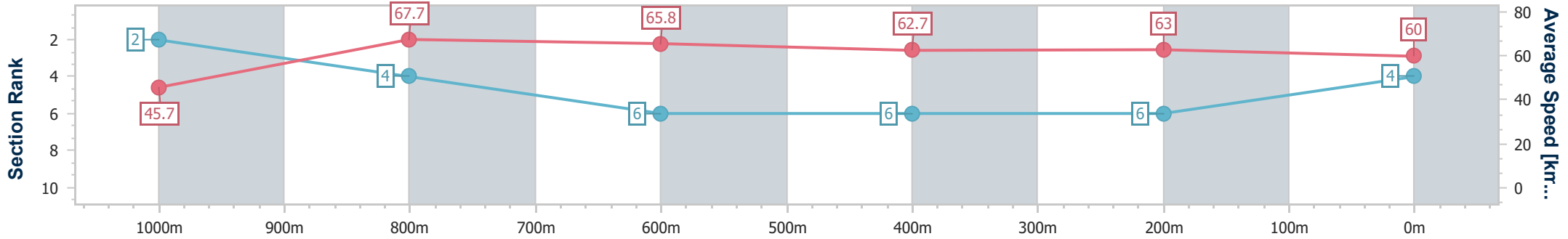
13 July 2024 - 12:29

Track Rating: Soft 6, Weather: Overcast, Rail Position: +0.5m Entire



BRISBANE
RACING CLUB

Section	Overall	1000m	800m	600m	400m	200m
Section Times	1:04.98 [4] (0:08.66)	0:56.32 [2] (0:10.63)	0:45.69 [4] (0:10.90)	0:34.79 [6] (0:11.40)	0:23.39 [6] (0:11.40)	0:11.99 [6] (0:11.99)
Average Speed [km/h]	45.7	67.7	65.8	62.7	63.0	60.0
Top Speed [km/h]	66.1	69.0	67.9	64.1	63.6	63.2
Avg. Dist. to Rail [m]	1.5	0.6	0.7	0.8	2.2	3.9
Avg. Stride Freq. [Hz]	2.2	2.5	2.4	2.4	2.4	2.4
Avg. Stride Length [m]	5.9	7.5	7.5	7.4	7.4	7.1



- [] Ranking at each section and finish
- .-.- No data available at this section
- NA No data available



Horse/Jockey Name	Mr Galazi
Final Rank	5
Fastest Section Time (Section)	0:09.23 (Overall)
Top Speed [km/h] (Section)	70.6 (1000m)
Race State	Finished



Doomben QLD Professional
Race 2: THE GIBSON Colts, Geldings and Entires
BENCHMARK 78 Handicap - 1110m

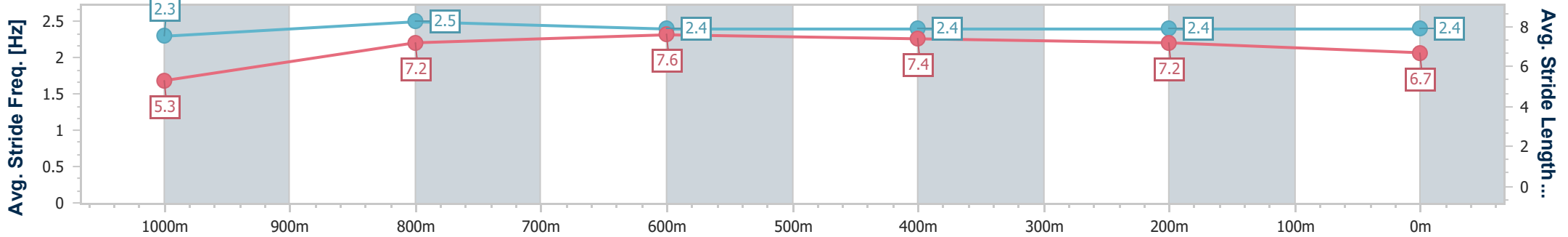
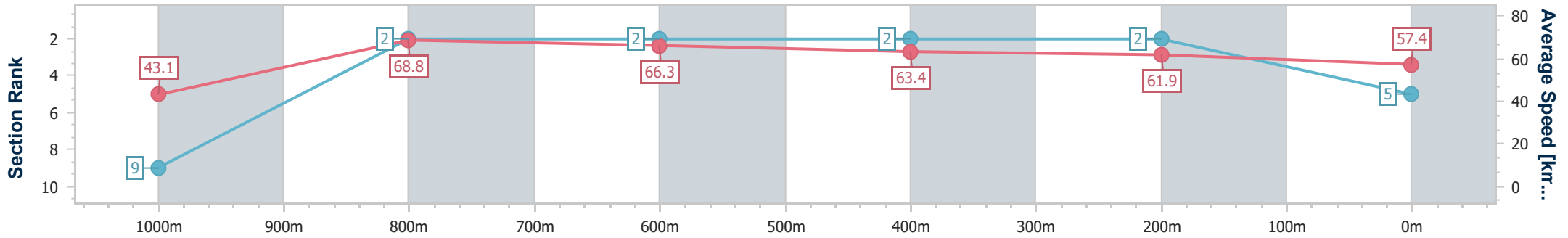
13 July 2024 - 12:29

Track Rating: Soft 6, Weather: Overcast, Rail Position: +0.5m Entire



BRISBANE
RACING CLUB

Section	Overall	1000m	800m	600m	400m	200m
Section Times	1:05.11 [5] (0:09.23)	0:55.88 [9] (0:09.90)	0:45.98 [2] (0:10.63)	0:35.35 [2] (0:11.24)	0:24.11 [2] (0:11.60)	0:12.51 [2] (0:12.51)
Average Speed [km/h]	43.1	68.8	66.3	63.4	61.9	57.4
Top Speed [km/h]	69.4	70.6	69.0	64.7	62.6	61.0
Avg. Dist. to Rail [m]	2.0	2.1	4.3	2.0	1.4	1.5
Avg. Stride Freq. [Hz]	2.3	2.5	2.4	2.4	2.4	2.4
Avg. Stride Length [m]	5.3	7.2	7.6	7.4	7.2	6.7



- [] Ranking at each section and finish
- .-.- No data available at this section
- NA No data available



Horse/Jockey Name	Economics
Final Rank	6
Fastest Section Time (Section)	0:08.84 (Overall)
Top Speed [km/h] (Section)	70.2 (1000m)
Race State	Finished



Doomben QLD Professional
Race 2: THE GIBSON Colts, Geldings and Entires
BENCHMARK 78 Handicap - 1110m

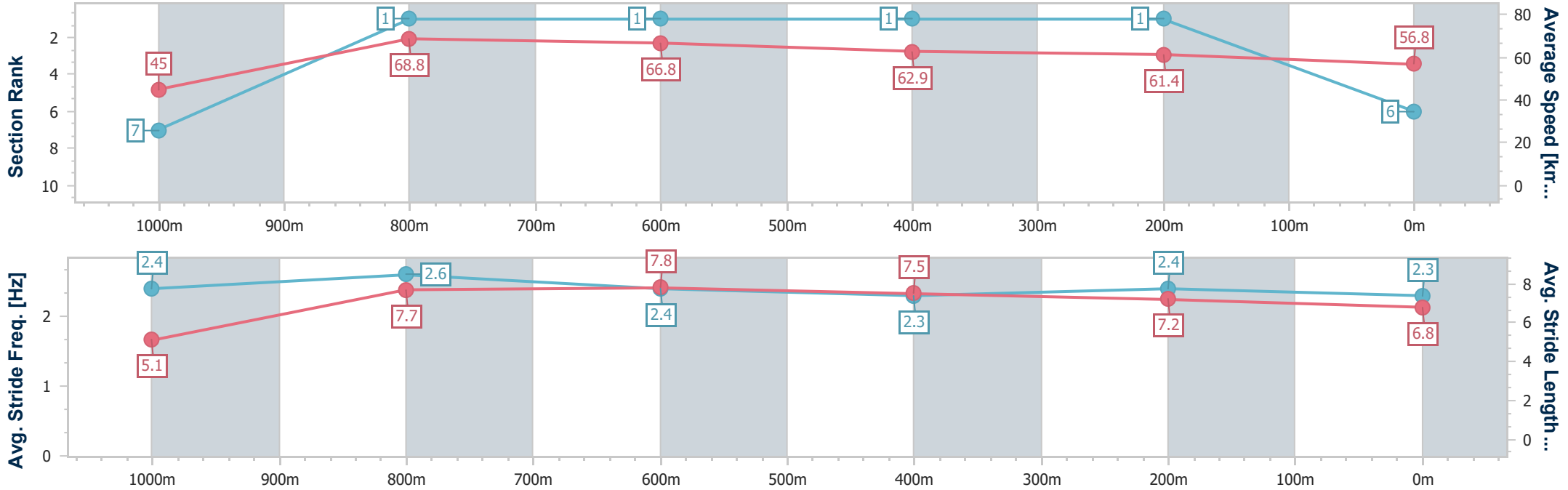


BRISBANE
RACING CLUB

13 July 2024 - 12:29

Track Rating: Soft 6, Weather: Overcast, Rail Position: +0.5m Entire

Section	Overall	1000m	800m	600m	400m	200m
Section Times	1:05.24 [6] (0:08.84)	0:56.40 [7] (0:10.03)	0:46.37 [1] (0:10.64)	0:35.73 [1] (0:11.37)	0:24.36 [1] (0:11.66)	0:12.70 [1] (0:12.70)
Average Speed [km/h]	45.0	68.8	66.8	62.9	61.4	56.8
Top Speed [km/h]	68.4	70.2	69.2	65.1	62.5	60.8
Avg. Dist. to Rail [m]	8.9	2.7	1.4	1.1	1.5	1.0
Avg. Stride Freq. [Hz]	2.4	2.6	2.4	2.3	2.4	2.3
Avg. Stride Length [m]	5.1	7.7	7.8	7.5	7.2	6.8



- [] Ranking at each section and finish
- .-.- No data available at this section
- NA No data available



Horse/Jockey Name	Stripped Back
Final Rank	7
Fastest Section Time (Section)	0:09.06 (Overall)
Top Speed [km/h] (Section)	68.5 (1000m)
Race State	Finished



Doomben QLD Professional
Race 2: THE GIBSON Colts, Geldings and Entires
BENCHMARK 78 Handicap - 1110m

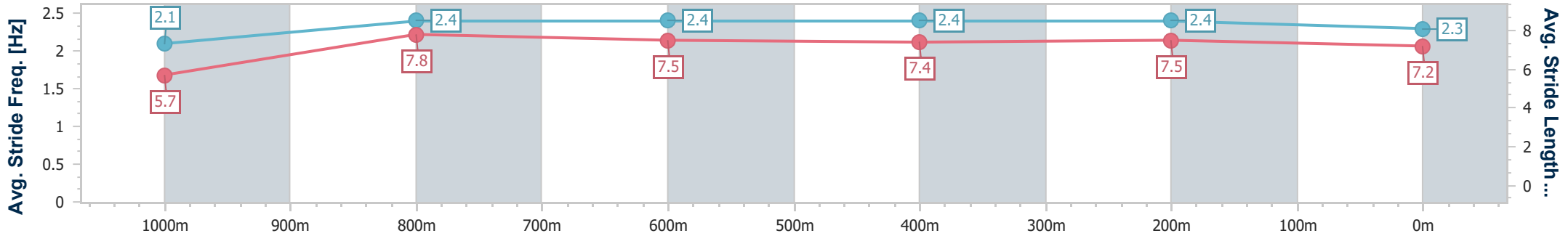
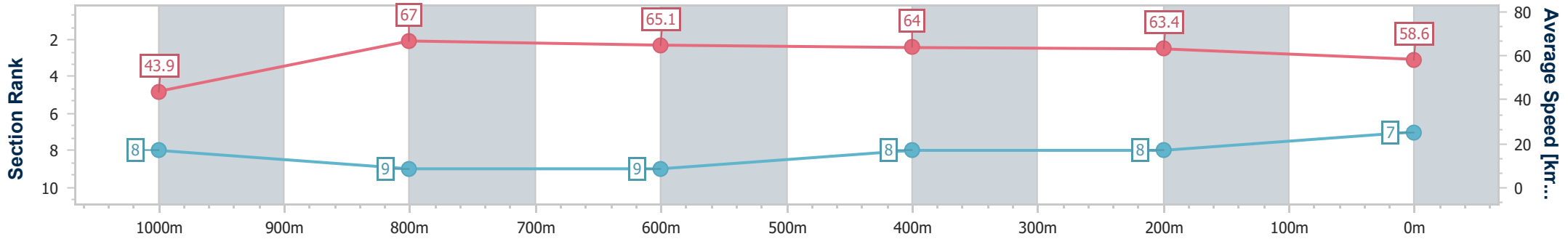
13 July 2024 - 12:29

Track Rating: Soft 6, Weather: Overcast, Rail Position: +0.5m Entire



BRISBANE
RACING CLUB

Section	Overall	1000m	800m	600m	400m	200m
Section Times	1:05.63 [7] (0:09.06)	0:56.57 [8] (0:10.80)	0:45.77 [9] (0:11.04)	0:34.73 [9] (0:11.14)	0:23.59 [8] (0:11.31)	0:12.28 [8] (0:12.28)
Average Speed [km/h]	43.9	67.0	65.1	64.0	63.4	58.6
Top Speed [km/h]	63.3	68.5	66.0	64.7	64.7	62.1
Avg. Dist. to Rail [m]	7.4	1.3	0.6	1.4	2.2	3.8
Avg. Stride Freq. [Hz]	2.1	2.4	2.4	2.4	2.4	2.3
Avg. Stride Length [m]	5.7	7.8	7.5	7.4	7.5	7.2



- [] Ranking at each section and finish
- .-.- No data available at this section
- NA No data available



Horse/Jockey Name	Too Hard To Refuse
Final Rank	8
Fastest Section Time (Section)	0:08.82 (Overall)
Top Speed [km/h] (Section)	70.9 (1000m)
Race State	Finished



Doomben QLD Professional
Race 2: THE GIBSON Colts, Geldings and Entires
BENCHMARK 78 Handicap - 1110m

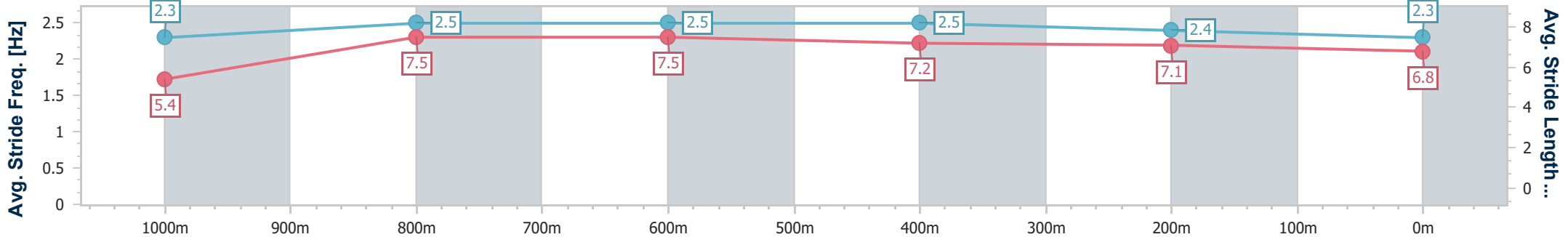
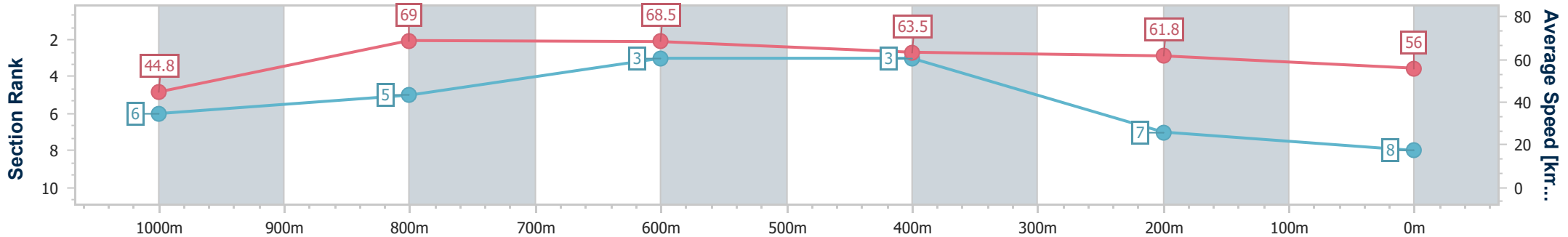
13 July 2024 - 12:29

Track Rating: Soft 6, Weather: Overcast, Rail Position: +0.5m Entire



BRISBANE
RACING CLUB

Section	Overall	1000m	800m	600m	400m	200m
Section Times	1:05.85 [8] (0:08.82)	0:57.03 [6] (0:10.52)	0:46.51 [5] (0:10.62)	0:35.89 [3] (0:11.36)	0:24.53 [3] (0:11.67)	0:12.86 [7] (0:12.86)
Average Speed [km/h]	44.8	69.0	68.5	63.5	61.8	56.0
Top Speed [km/h]	64.1	70.9	70.9	67.1	62.3	60.0
Avg. Dist. to Rail [m]	6.9	4.3	1.5	0.8	1.8	4.8
Avg. Stride Freq. [Hz]	2.3	2.5	2.5	2.5	2.4	2.3
Avg. Stride Length [m]	5.4	7.5	7.5	7.2	7.1	6.8



- [] Ranking at each section and finish
- .-.- No data available at this section
- NA No data available



Horse/Jockey Name	Celestial Sol
Final Rank	9
Fastest Section Time (Section)	0:08.63 (Overall)
Top Speed [km/h] (Section)	67.6 (800m)
Race State	Finished



Doomben QLD Professional
Race 2: THE GIBSON Colts, Geldings and Entires
BENCHMARK 78 Handicap - 1110m

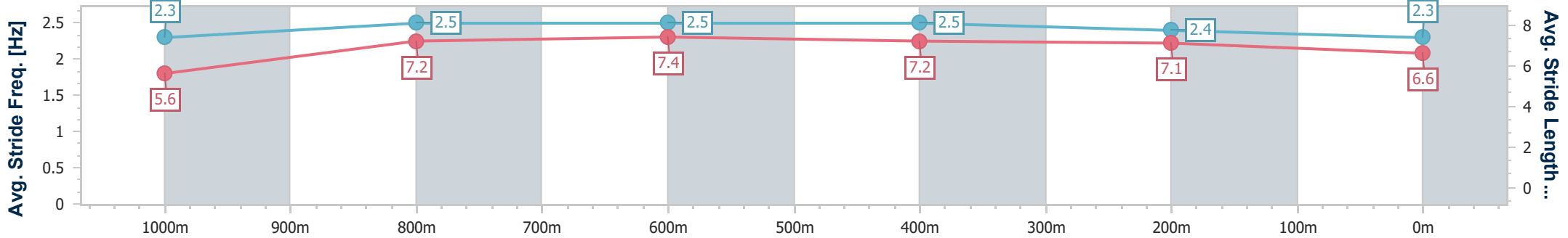
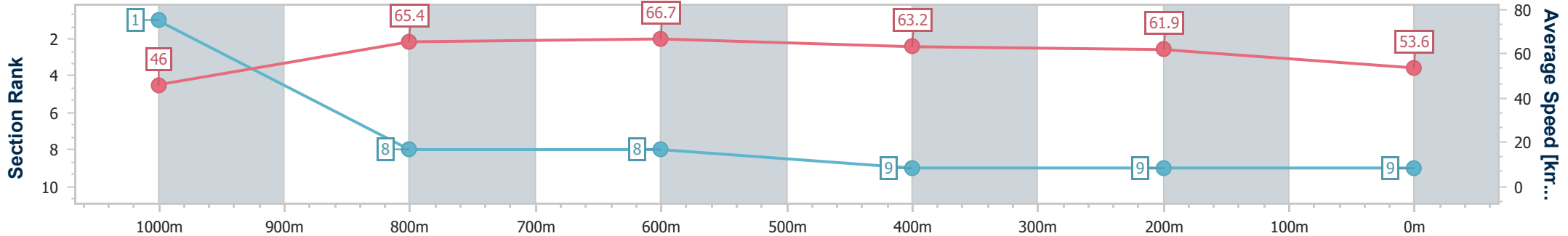


BRISBANE
RACING CLUB

13 July 2024 - 12:29

Track Rating: Soft 6, Weather: Overcast, Rail Position: +0.5m Entire

Section	Overall	1000m	800m	600m	400m	200m
Section Times	1:07.16 [9] (0:08.63)	0:58.53 [1] (0:11.07)	0:47.46 [8] (0:10.99)	0:36.47 [8] (0:11.37)	0:25.10 [9] (0:11.66)	0:13.44 [9] (0:13.44)
Average Speed [km/h]	46.0	65.4	66.7	63.2	61.9	53.6
Top Speed [km/h]	65.4	67.6	67.6	65.2	63.7	59.0
Avg. Dist. to Rail [m]	6.4	4.0	2.5	0.4	2.1	2.2
Avg. Stride Freq. [Hz]	2.3	2.5	2.5	2.5	2.4	2.3
Avg. Stride Length [m]	5.6	7.2	7.4	7.2	7.1	6.6



- [] Ranking at each section and finish
- .-.- No data available at this section
- NA No data available