



Doomben QLD Professional
Race 3: COUNTRY MUSIC RACEDAY ON SALE NOW QTIS Three-Year-Old Handicap - 1110m
13 July 2024 - 13:04



Track Rating: Soft 6, Weather: Overcast, Rail Position: +0.5m Entire

Section		Overall	1000m	800m	600m	400m	200m	Last 600m					
Field Times		1:04.21 (0:08.44)	0:55.77 (0:10.69)	0:45.08 (0:10.88)	0:34.20 (0:11.13)	0:23.07 (0:11.03)	0:12.04 (0:12.04)	0:34.20					
Rank	TAB Horse/Jockey	Barrier	Top Speed [km/h]	Fastest Section							Margin	Distance Travelled [m]	
1	6 INVINCIBLE SHIELD Angela Jones	1	68.8 1000m	0:08.44 Overall	1:04.21 [1] (0:08.44)	0:55.77 [1] (0:10.69)	0:45.08 [1] (0:10.88)	0:34.20 [1] (0:11.13)	0:23.07 [1] (0:11.03)	0:12.04 [1] (0:12.04)	1:04.21	0:34.20	
2	11 PRE EMINENCE Tahlia Fenlon	5	68.4 1000m	0:08.84 Overall	1:04.52 [2] (0:08.84)	0:55.68 [2] (0:10.62)	0:45.06 [2] (0:10.77)	0:34.29 [2] (0:11.13)	0:23.16 [2] (0:10.99)	0:12.17 [2] (0:12.17)	1.83L	0:34.29	-2
3	4 BOHEMIAN LAD Kyle Wilson-Taylor	6	67.6 400m	0:09.04 Overall	1:04.63 [3] (0:09.04)	0:55.59 [5] (0:10.80)	0:44.79 [4] (0:10.77)	0:34.02 [4] (0:11.07)	0:22.95 [4] (0:10.96)	0:11.99 [3] (0:11.99)	2.47L	0:34.02	-5
4	15 CRESSBROOK Samantha Collett	7	67.7 1000m	0:08.98 Overall	1:04.65 [4] (0:08.98)	0:55.67 [4] (0:10.89)	0:44.78 [5] (0:10.82)	0:33.96 [5] (0:11.06)	0:22.90 [5] (0:11.00)	0:11.90 [4] (0:11.90)	2.57L	0:33.96	-2
5	1 DEFIANT SPIRIT Michael Rodd	3	67.8 1000m	0:08.86 Overall	1:06.51 [5] (0:08.86)	0:57.65 [3] (0:10.79)	0:46.86 [3] (0:10.82)	0:36.04 [3] (0:11.03)	0:25.01 [3] (0:11.33)	0:13.68 [5] (0:13.68)	13.53L	0:36.04	-4

Scrapped: Flag Hall (#2), Bold Comic (#3), Avone (#8), Californian (#9), The Inflictor (#12), Jukebox In Siberia (#13), Termagant (#14), Femme Fatale (#5), King Yoshi (#10), Allow Me (#7)

[] Ranking at each section and finish
 -:-:- No data available at this section
 NA No data available

SCN Saddle cloth number
 DNF Did not finish
 DNT Did not track



Horse/Jockey Name	Invincible Shield
Final Rank	1
Fastest Section Time (Section)	0:08.44 (Overall)
Top Speed [km/h] (Section)	68.8 (1000m)
Race State	Finished



Doomben QLD Professional
 Race 3: COUNTRY MUSIC RACEDAY ON SALE NOW QTIS
 Three-Year-Old Handicap - 1110m

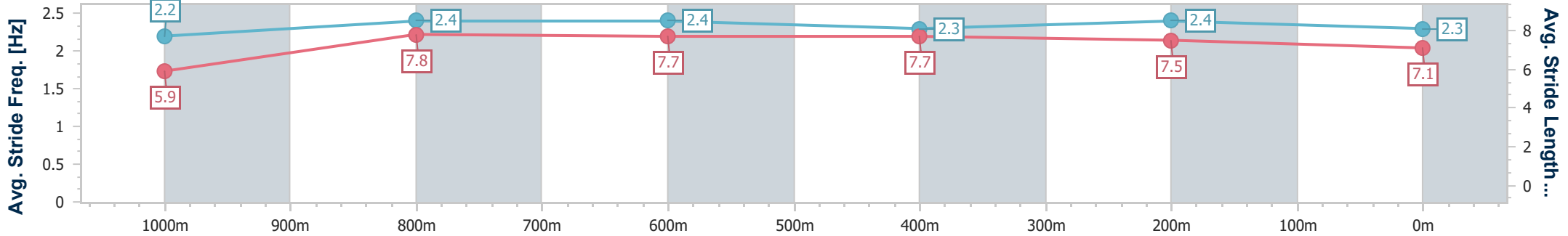
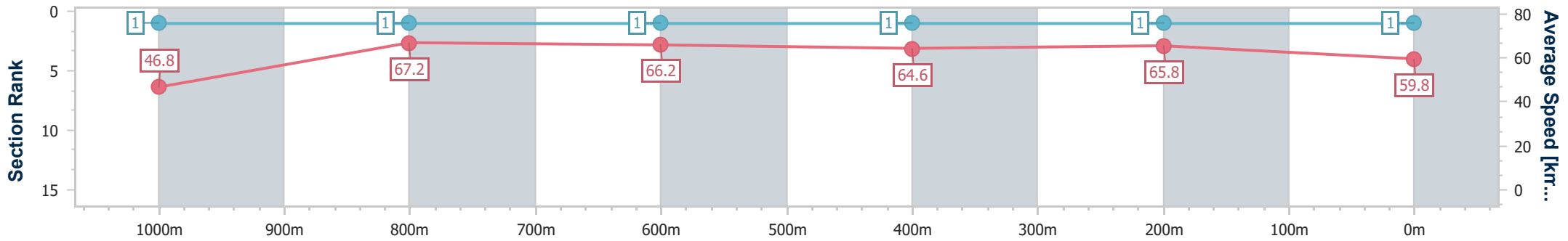


BRISBANE
 RACING CLUB

13 July 2024 - 13:04

Track Rating: Soft 6, Weather: Overcast, Rail Position: +0.5m Entire

Section	Overall	1000m	800m	600m	400m	200m
Section Times	1:04.21 [1] (0:08.44)	0:55.77 [1] (0:10.69)	0:45.08 [1] (0:10.88)	0:34.20 [1] (0:11.13)	0:23.07 [1] (0:11.03)	0:12.04 [1] (0:12.04)
Average Speed [km/h]	46.8	67.2	66.2	64.6	65.8	59.8
Top Speed [km/h]	65.0	68.8	67.2	65.5	66.7	63.6
Avg. Dist. to Rail [m]	1.9	0.4	0.6	0.5	5.1	6.3
Avg. Stride Freq. [Hz]	2.2	2.4	2.4	2.3	2.4	2.3
Avg. Stride Length [m]	5.9	7.8	7.7	7.7	7.5	7.1



- [] Ranking at each section and finish
- .-.- No data available at this section
- NA No data available



Horse/Jockey Name	Pre Eminence
Final Rank	2
Fastest Section Time (Section)	0:08.84 (Overall)
Top Speed [km/h] (Section)	68.4 (1000m)
Race State	Finished



Doomben QLD Professional
 Race 3: COUNTRY MUSIC RACEDAY ON SALE NOW QTIS
 Three-Year-Old Handicap - 1110m

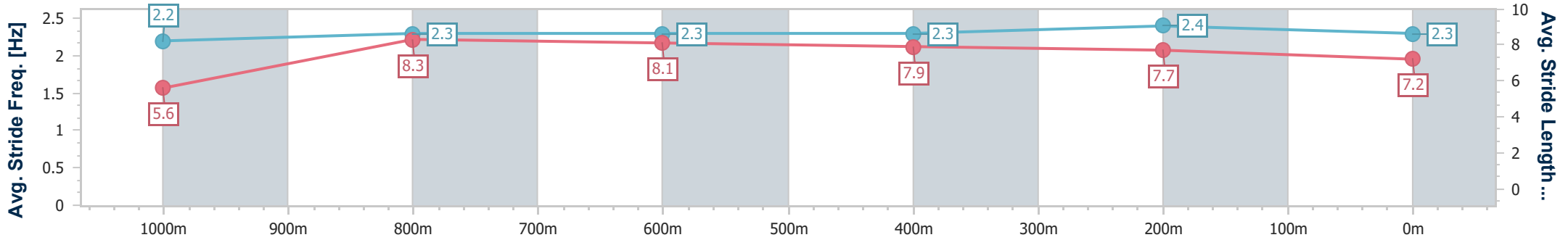
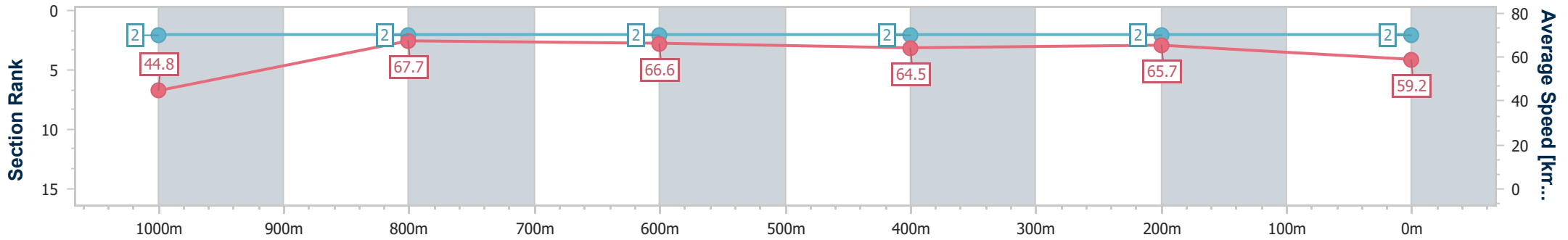


BRISBANE
 RACING CLUB

13 July 2024 - 13:04

Track Rating: Soft 6, Weather: Overcast, Rail Position: +0.5m Entire

Section	Overall	1000m	800m	600m	400m	200m
Section Times	1:04.52 [2] (0:08.84)	0:55.68 [2] (0:10.62)	0:45.06 [2] (0:10.77)	0:34.29 [2] (0:11.13)	0:23.16 [2] (0:10.99)	0:12.17 [2] (0:12.17)
Average Speed [km/h]	44.8	67.7	66.6	64.5	65.7	59.2
Top Speed [km/h]	66.2	68.4	67.1	65.8	66.6	63.7
Avg. Dist. to Rail [m]	3.3	1.1	1.2	0.2	2.2	4.9
Avg. Stride Freq. [Hz]	2.2	2.3	2.3	2.3	2.4	2.3
Avg. Stride Length [m]	5.6	8.3	8.1	7.9	7.7	7.2



- [] Ranking at each section and finish
- .-.- No data available at this section
- NA No data available



Horse/Jockey Name	Bohemian Lad
Final Rank	3
Fastest Section Time (Section)	0:09.04 (Overall)
Top Speed [km/h] (Section)	67.6 (400m)
Race State	Finished



Doomben QLD Professional
 Race 3: COUNTRY MUSIC RACEDAY ON SALE NOW QTIS
 Three-Year-Old Handicap - 1110m

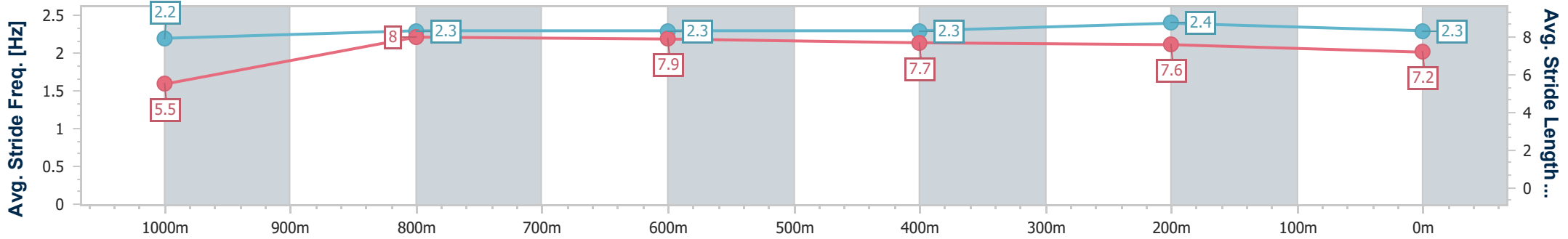
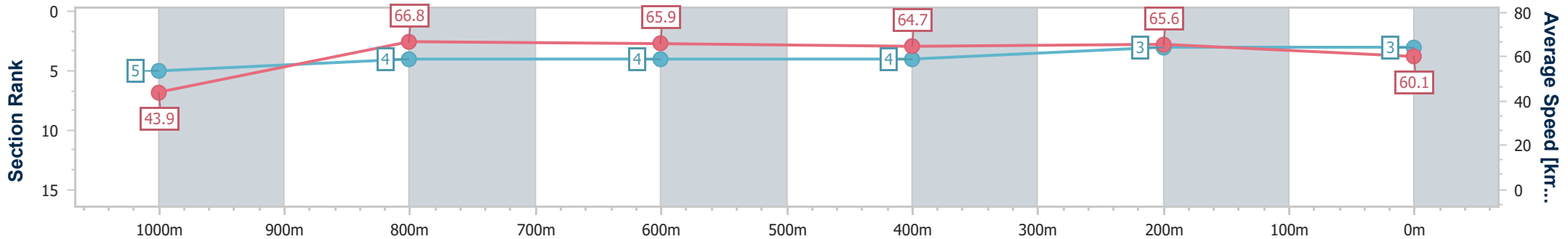


BRISBANE
 RACING CLUB

13 July 2024 - 13:04

Track Rating: Soft 6, Weather: Overcast, Rail Position: +0.5m Entire

Section	Overall	1000m	800m	600m	400m	200m
Section Times	1:04.63 [3] (0:09.04)	0:55.59 [5] (0:10.80)	0:44.79 [4] (0:10.77)	0:34.02 [4] (0:11.07)	0:22.95 [4] (0:10.96)	0:11.99 [3] (0:11.99)
Average Speed [km/h]	43.9	66.8	65.9	64.7	65.6	60.1
Top Speed [km/h]	65.1	67.4	67.2	66.7	67.6	63.0
Avg. Dist. to Rail [m]	3.8	0.9	2.2	1.3	3.0	4.5
Avg. Stride Freq. [Hz]	2.2	2.3	2.3	2.3	2.4	2.3
Avg. Stride Length [m]	5.5	8.0	7.9	7.7	7.6	7.2



- [] Ranking at each section and finish
- .-.- No data available at this section
- NA No data available



Horse/Jockey Name	Cressbrook
Final Rank	4
Fastest Section Time (Section)	0:08.98 (Overall)
Top Speed [km/h] (Section)	67.7 (1000m)
Race State	Finished



Doomben QLD Professional
Race 3: COUNTRY MUSIC RACEDAY ON SALE NOW QTIS
Three-Year-Old Handicap - 1110m

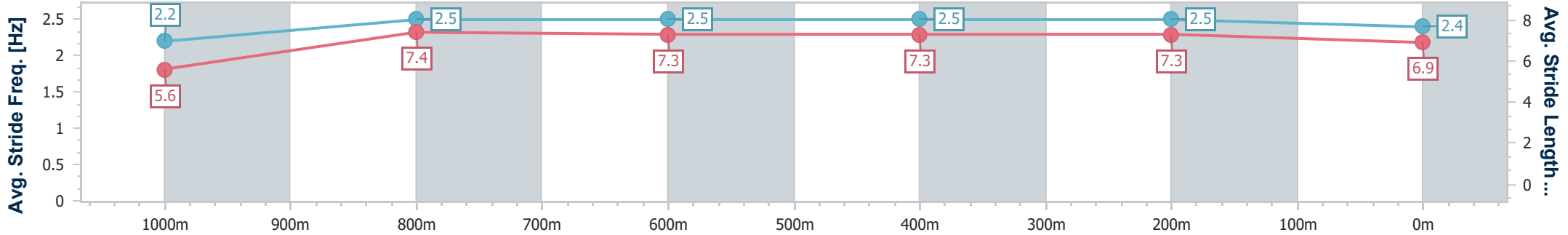
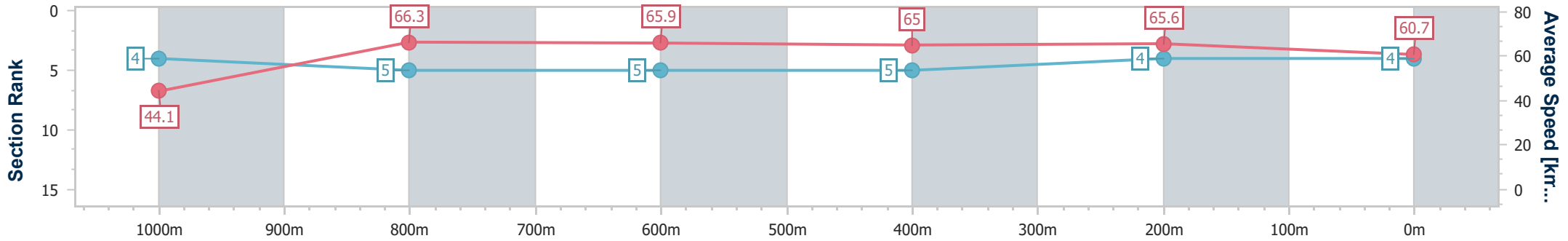


BRISBANE
 RACING CLUB

13 July 2024 - 13:04

Track Rating: Soft 6, Weather: Overcast, Rail Position: +0.5m Entire

Section	Overall	1000m	800m	600m	400m	200m
Section Times	1:04.65 [4] (0:08.98)	0:55.67 [4] (0:10.89)	0:44.78 [5] (0:10.82)	0:33.96 [5] (0:11.06)	0:22.90 [5] (0:11.00)	0:11.90 [4] (0:11.90)
Average Speed [km/h]	44.1	66.3	65.9	65.0	65.6	60.7
Top Speed [km/h]	62.9	67.7	67.4	66.7	66.5	64.0
Avg. Dist. to Rail [m]	5.4	0.3	1.5	0.3	2.9	3.8
Avg. Stride Freq. [Hz]	2.2	2.5	2.5	2.5	2.5	2.4
Avg. Stride Length [m]	5.6	7.4	7.3	7.3	7.3	6.9



- [] Ranking at each section and finish
- .-.- No data available at this section
- NA No data available



Horse/Jockey Name	Defiant Spirit
Final Rank	5
Fastest Section Time (Section)	0:08.86 (Overall)
Top Speed [km/h] (Section)	67.8 (1000m)
Race State	Finished



Doomben QLD Professional
 Race 3: COUNTRY MUSIC RACEDAY ON SALE NOW QTIS
 Three-Year-Old Handicap - 1110m

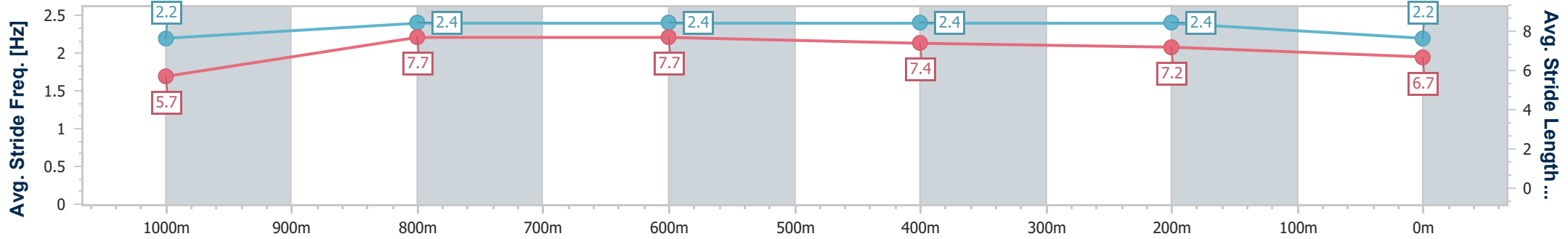
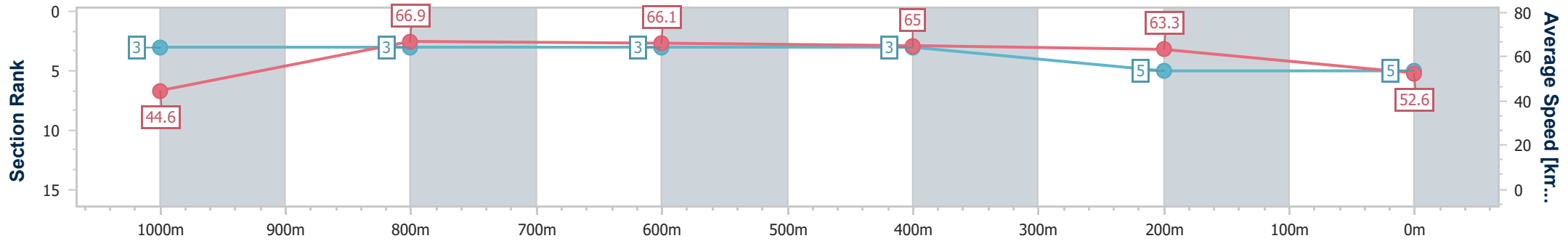


BRISBANE
 RACING CLUB

13 July 2024 - 13:04

Track Rating: Soft 6, Weather: Overcast, Rail Position: +0.5m Entire

Section	Overall	1000m	800m	600m	400m	200m
Section Times	1:06.51 [5] (0:08.86)	0:57.65 [3] (0:10.79)	0:46.86 [3] (0:10.82)	0:36.04 [3] (0:11.03)	0:25.01 [3] (0:11.33)	0:13.68 [5] (0:13.68)
Average Speed [km/h]	44.6	66.9	66.1	65.0	63.3	52.6
Top Speed [km/h]	65.3	67.8	66.9	65.7	65.0	60.7
Avg. Dist. to Rail [m]	3.6	1.1	1.1	1.3	1.9	2.0
Avg. Stride Freq. [Hz]	2.2	2.4	2.4	2.4	2.4	2.2
Avg. Stride Length [m]	5.7	7.7	7.7	7.4	7.2	6.7



- [] Ranking at each section and finish
- .-.- No data available at this section
- NA No data available