



Doomben QLD Professional

Race 5: U&U RECRUITMENT BENCHMARK 70 Handicap - 1600m

13 July 2024 - 14:14



BRISBANE
RACING CLUB

Track Rating: Soft 6, Weather: Overcast, Rail Position: +0.5m Entire

Section		Overall	1400m	1200m	1000m	800m	600m	400m	Last 600m				
Field Times		1:37.30 (0:13.82)	1:23.48 (0:11.14)	1:12.34 (0:11.85)	1:00.49 (0:12.06)	0:48.43 (0:11.74)	0:36.69 (0:11.85)	0:24.84 (0:12.03)	0:36.69				
Rank	TAB Horse/Jockey	Barrier	Top Speed [km/h]	Fastest Section									Distance Travelled [m]
1	8 CUNNAMULLA FELLA Michael Rodd	3	63.9 400m	0:11.52 1400m	1:37.30 [1] (0:14.07)	1:23.23 [5] (0:11.52)	1:11.71 [5] (0:11.73)	0:59.98 [6] (0:12.39)	0:47.59 [6] (0:11.64)	0:35.95 [6] (0:11.76)	0:24.19 [7] (0:11.70)	0:35.95	
2	3 KIPLING'S JOURNEY Tahlia Fenlon	4	65.7 Overall	0:11.17 1400m	1:37.32 [2] (0:13.82)	1:23.50 [1] (0:11.17)	1:12.33 [2] (0:11.82)	1:00.51 [1] (0:12.10)	0:48.41 [2] (0:11.79)	0:36.62 [2] (0:11.76)	0:24.86 [1] (0:12.03)	0:36.62	-11
3	18 IRON GRACE Samantha Collett	14	67.4 1400m	0:11.07 1400m	1:37.37 [3] (0:13.89)	1:23.48 [2] (0:11.07)	1:12.41 [1] (0:11.89)	1:00.52 [2] (0:12.02)	0:48.50 [1] (0:11.74)	0:36.76 [1] (0:11.92)	0:24.84 [2] (0:11.96)	0:36.76	-1
4	12 SUPER CHILLED Jake Bayliss	7	65.2 800m	0:11.53 1400m	1:37.60 [4] (0:14.48)	1:23.12 [8] (0:11.53)	1:11.59 [8] (0:11.73)	0:59.86 [9] (0:12.33)	0:47.53 [9] (0:11.61)	0:35.92 [9] (0:11.55)	0:24.37 [9] (0:11.79)	0:35.92	-5
5	5 MOTELL Jag Guthmann-Chester	6	64.3 800m	0:11.57 800m	1:37.63 [5] (0:14.28)	1:23.35 [6] (0:11.61)	1:11.74 [7] (0:11.66)	1:00.08 [8] (0:12.36)	0:47.72 [8] (0:11.57)	0:36.15 [8] (0:11.64)	0:24.51 [8] (0:11.80)	0:36.15	-2
6	6 START STRUTTING Melea Castle	1	63.7 800m	0:11.50 1400m	1:37.84 [6] (0:14.31)	1:23.53 [7] (0:11.50)	1:12.03 [6] (0:11.74)	1:00.29 [7] (0:12.25)	0:48.04 [7] (0:11.67)	0:36.37 [7] (0:11.60)	0:24.77 [6] (0:11.79)	0:36.37	-11
7	11 AQUA ALTA Boris Thornton	2	63.5 1400m	0:11.43 1400m	1:37.84 [7] (0:14.04)	1:23.80 [4] (0:11.43)	1:12.37 [4] (0:11.78)	1:00.59 [4] (0:12.29)	0:48.30 [5] (0:11.63)	0:36.67 [5] (0:11.78)	0:24.89 [5] (0:11.88)	0:36.67	-8
8	13 AGIRLSBESTFRIEND Cejay Graham	16	64.6 600m	0:11.35 600m	1:37.86 [8] (0:15.00)	1:22.86 [13] (0:11.66)	1:11.20 [13] (0:11.82)	0:59.38 [13] (0:12.39)	0:46.99 [13] (0:11.67)	0:35.32 [13] (0:11.35)	0:23.97 [13] (0:11.43)	0:35.32	-3
9	9 SIZZLING GAL Kyle Wilson-Taylor	11	65.2 1400m	0:11.55 1400m	1:38.09 [9] (0:14.52)	1:23.57 [9] (0:11.55)	1:12.02 [10] (0:11.73)	1:00.29 [10] (0:12.43)	0:47.86 [10] (0:11.66)	0:36.20 [10] (0:11.77)	0:24.43 [10] (0:11.70)	0:36.20	+1
10	4 CHASING JACKLEY Andrew Mallyon	10	65.7 1400m	0:11.34 1400m	1:38.43 [10] (0:13.89)	1:24.54 [2] (0:11.34)	1:13.20 [3] (0:11.91)	1:01.29 [3] (0:12.08)	0:49.21 [4] (0:11.71)	0:37.50 [4] (0:11.78)	0:25.72 [3] (0:12.14)	0:37.50	-6

Scratched: Blazen Boots (#1), Vados Queen (#15), Grinzing Knight (#2), Becamo (#17), Brasco (#14), Paienbara (#19), Bluestone Lane (#10)

Report Created: Sat 13 July 2024 14:33 GMT+10 (Note: Timing is based on position data)

Page 1/17

[] Ranking at each section and finish
 -:-:- No data available at this section
 NA No data available

SCN Saddle cloth number
 DNF Did not finish
 DNT Did not track

data processed by TRIPLES DATA



Doomben QLD Professional

Race 5: U&U RECRUITMENT BENCHMARK 70 Handicap - 1600m

13 July 2024 - 14:14



BRISBANE
RACING CLUB

Track Rating: Soft 6, Weather: Overcast, Rail Position: +0.5m Entire

Section		Overall	1400m	1200m	1000m	800m	600m	400m	Last 600m
Field Times		1:37.30 (0:13.82)	1:23.48 (0:11.14)	1:12.34 (0:11.85)	1:00.49 (0:12.06)	0:48.43 (0:11.74)	0:36.69 (0:11.85)	0:24.84 (0:12.03)	0:36.69

Rank	TAB	Horse/Jockey	Barrier	Top Speed [km/h]	Fastest Section	Overall	1400m	1200m	1000m	800m	600m	400m	Last 600m	Distance Travelled [m]
11	16	SNATCH Jim Byrne	12	66.0 1200m	0:11.27 1200m	1:38.47 [11] (0:14.69)	1:23.78 [11] (0:11.33)	1:12.45 [9] (0:11.27)	1:01.18 [5] (0:11.90)	0:49.28 [3] (0:11.72)	0:37.56 [3] (0:11.92)	0:25.64 [4] (0:12.23)	0:37.56	+2
12	7	BECKFORD Ron Stewart	5	63.3 800m	0:11.59 600m	1:38.49 [12] (0:14.68)	1:23.81 [10] (0:11.74)	1:12.07 [11] (0:11.79)	1:00.28 [12] (0:12.39)	0:47.89 [12] (0:11.67)	0:36.22 [11] (0:11.59)	0:24.63 [12] (0:11.78)	0:36.22	-11
13	20	RELEASE LE MISSILE Damien Thornton	13	64.6 1400m	0:11.53 600m	1:38.49 [13] (0:14.82)	1:23.67 [12] (0:11.67)	1:12.00 [12] (0:11.62)	1:00.38 [11] (0:12.47)	0:47.91 [11] (0:11.73)	0:36.18 [12] (0:11.53)	0:24.65 [11] (0:11.79)	0:36.18	-3

Scratched: Blazen Boots (#1), Vadamos Queen (#15), Grinzing Knight (#2), Becamo (#17), Brasco (#14), Paienbara (#19), Bluestone Lane (#10)



Doomben QLD Professional

Race 5: U&U RECRUITMENT BENCHMARK 70 Handicap - 1600m

13 July 2024 - 14:14



BRISBANE
RACING CLUB

Track Rating: Soft 6, Weather: Overcast, Rail Position: +0.5m Entire

Section							200m			Last 600m
Field Times							0:12.81			0:36.69
Rank	TAB	Horse/Jockey	Barrier	Top Speed [km/h]	Fastest Section		Margin			Distance Travelled [m]
1	8	CUNNAMULLA FELLA Michael Rodd	3	63.9 400m	0:11.52 1400m	0:12.49 [3] (0:12.49)	1:37.30		0:35.95	
2	3	KIPLING'S JOURNEY Tahlia Fenlon	4	65.7 Overall	0:11.17 1400m	0:12.83 [2] (0:12.83)	0.14L		0:36.62	-11
3	18	IRON GRACE Samantha Collett	14	67.4 1400m	0:11.07 1400m	0:12.88 [1] (0:12.88)	0.46L		0:36.76	-1
4	12	SUPER CHILLED Jake Bayliss	7	65.2 800m	0:11.53 1400m	0:12.58 [8] (0:12.58)	1.79L		0:35.92	-5
5	5	MOTELL Jag Guthmann-Chester	6	64.3 800m	0:11.57 800m	0:12.71 [7] (0:12.71)	1.99L		0:36.15	-2
6	6	START STRUTTING Melea Castle	1	63.7 800m	0:11.50 1400m	0:12.98 [6] (0:12.98)	3.19L		0:36.37	-11
7	11	AQUA ALTA Boris Thornton	2	63.5 1400m	0:11.43 1400m	0:13.01 [4] (0:13.01)	3.2L		0:36.67	-8
8	13	AGIRLSBESTFRIEND Cejay Graham	16	64.6 600m	0:11.35 600m	0:12.54 [10] (0:12.54)	3.31L		0:35.32	-3
9	9	SIZZLING GAL Kyle Wilson-Taylor	11	65.2 1400m	0:11.55 1400m	0:12.73 [11] (0:12.73)	4.7L		0:36.20	+1
10	4	CHASING JACKLEY Andrew Mallyon	10	65.7 1400m	0:11.34 1400m	0:13.58 [5] (0:13.58)	6.68L		0:37.50	-6

Scratched: Blazen Boots (#1), Vados Queen (#15), Grinzinger Knight (#2), Becamo (#17), Brasco (#14), Paienbara (#19), Bluestone Lane (#10)

Report Created: Sat 13 July 2024 14:33 GMT+10 (Note: Timing is based on position data)

Page 3/17

[] Ranking at each section and finish
 -:-:- No data available at this section
 NA No data available

SCN Saddle cloth number
 DNF Did not finish
 DNT Did not track

data processed by  **TRIPLES DATA**



Doomben QLD Professional

Race 5: U&U RECRUITMENT BENCHMARK 70 Handicap - 1600m

13 July 2024 - 14:14



BRISBANE
RACING CLUB

Track Rating: Soft 6, Weather: Overcast, Rail Position: +0.5m Entire

Section				200m				Last 600m	
Field Times				0:12.81 (0:12.81)				0:36.69	
Rank	TAB Horse/Jockey	Barrier	Top Speed [km/h]	Fastest Section	Margin			Distance Travelled [m]	
11	16 SNATCH Jim Byrne	12	66.0 1200m	0:11.27 1200m	0:13.41 [9] (0:13.41)	6.92L		0:37.56	+2
12	7 BECKFORD Ron Stewart	5	63.3 800m	0:11.59 600m	0:12.85 [13] (0:12.85)	7.03L		0:36.22	-11
13	20 RELEASE LE MISSILE Damien Thornton	13	64.6 1400m	0:11.53 600m	0:12.86 [12] (0:12.86)	7.05L		0:36.18	-3

Scratched: Blazen Boots (#1), Vadamos Queen (#15), Grinzing Knight (#2), Becamo (#17), Brasco (#14), Paienbara (#19), Bluestone Lane (#10)



Horse/Jockey Name	Cunnamulla Fella
Final Rank	1
Fastest Section Time (Section)	0:11.52 (1400m)
Top Speed [km/h] (Section)	63.9 (400m)
Race State	Finished



Doomben QLD Professional
Race 5: U&U RECRUITMENT BENCHMARK 70 Handicap - 1600m

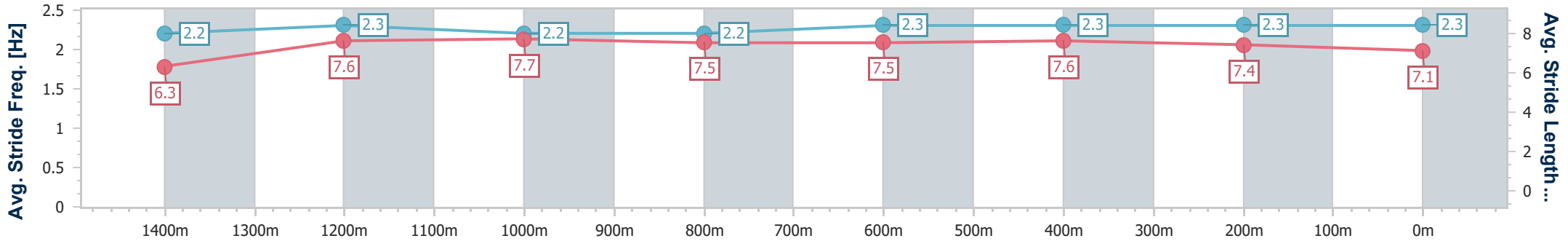
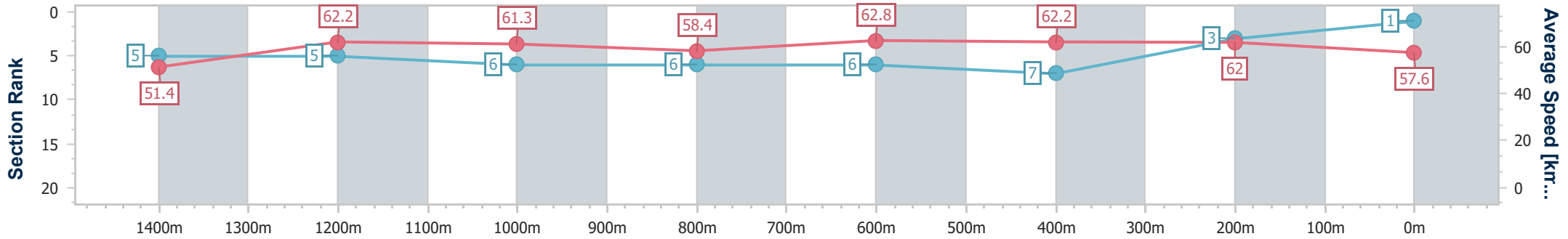


BRISBANE RACING CLUB

13 July 2024 - 14:14

Track Rating: Soft 6, Weather: Overcast, Rail Position: +0.5m Entire

Section	Overall	1400m	1200m	1000m	800m	600m	400m	200m
Section Times	1:37.30 [1] (0:14.07)	1:23.23 [5] (0:11.52)	1:11.71 [5] (0:11.73)	0:59.98 [6] (0:12.39)	0:47.59 [6] (0:11.64)	0:35.95 [6] (0:11.76)	0:24.19 [7] (0:11.70)	0:12.49 [3] (0:12.49)
Average Speed [km/h]	51.4	62.2	61.3	58.4	62.8	62.2	62.0	57.6
Top Speed [km/h]	63.2	63.6	62.5	60.3	63.7	63.8	63.9	59.5
Avg. Dist. to Rail [m]	0.6	0.7	2.1	1.2	2.7	3.4	5.1	5.3
Avg. Stride Freq. [Hz]	2.2	2.3	2.2	2.2	2.3	2.3	2.3	2.3
Avg. Stride Length [m]	6.3	7.6	7.7	7.5	7.5	7.6	7.4	7.1



- [] Ranking at each section and finish
- .-.- No data available at this section
- NA No data available



Horse/Jockey Name	Kipling's Journey
Final Rank	2
Fastest Section Time (Section)	0:11.17 (1400m)
Top Speed [km/h] (Section)	65.7 (Overall)
Race State	Finished



Doomben QLD Professional
Race 5: U&U RECRUITMENT BENCHMARK 70 Handicap - 1600m

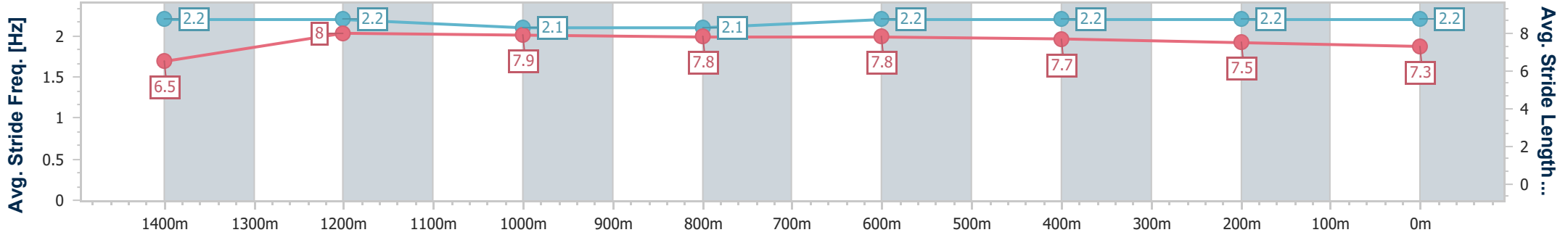
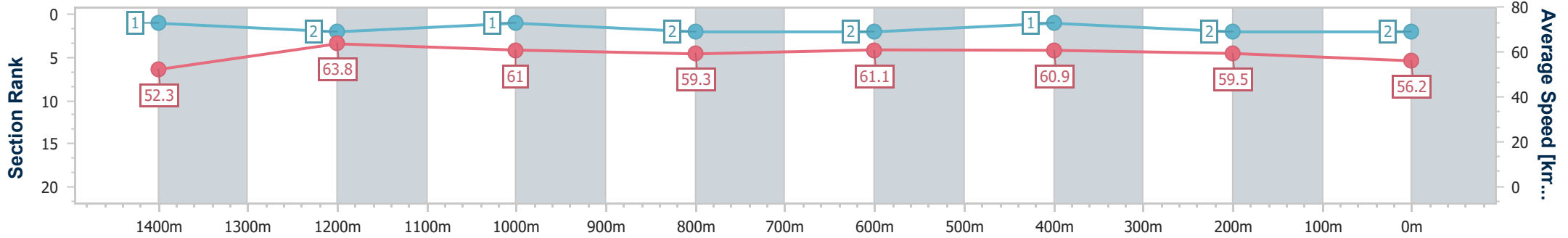


BRISBANE
RACING CLUB

13 July 2024 - 14:14

Track Rating: Soft 6, Weather: Overcast, Rail Position: +0.5m Entire

Section	Overall	1400m	1200m	1000m	800m	600m	400m	200m
Section Times	1:37.32 [2] (0:13.82)	1:23.50 [1] (0:11.17)	1:12.33 [2] (0:11.82)	1:00.51 [1] (0:12.10)	0:48.41 [2] (0:11.79)	0:36.62 [2] (0:11.76)	0:24.86 [1] (0:12.03)	0:12.83 [2] (0:12.83)
Average Speed [km/h]	52.3	63.8	61.0	59.3	61.1	60.9	59.5	56.2
Top Speed [km/h]	65.7	65.5	62.6	60.8	61.4	61.5	60.6	59.0
Avg. Dist. to Rail [m]	1.2	1.2	0.4	0.2	0.2	1.0	1.6	0.8
Avg. Stride Freq. [Hz]	2.2	2.2	2.1	2.1	2.2	2.2	2.2	2.2
Avg. Stride Length [m]	6.5	8.0	7.9	7.8	7.8	7.7	7.5	7.3



- [] Ranking at each section and finish
- .-.- No data available at this section
- NA No data available



Horse/Jockey Name	Iron Grace
Final Rank	3
Fastest Section Time (Section)	0:11.07 (1400m)
Top Speed [km/h] (Section)	67.4 (1400m)
Race State	Finished



Doomben QLD Professional
Race 5: U&U RECRUITMENT BENCHMARK 70 Handicap - 1600m

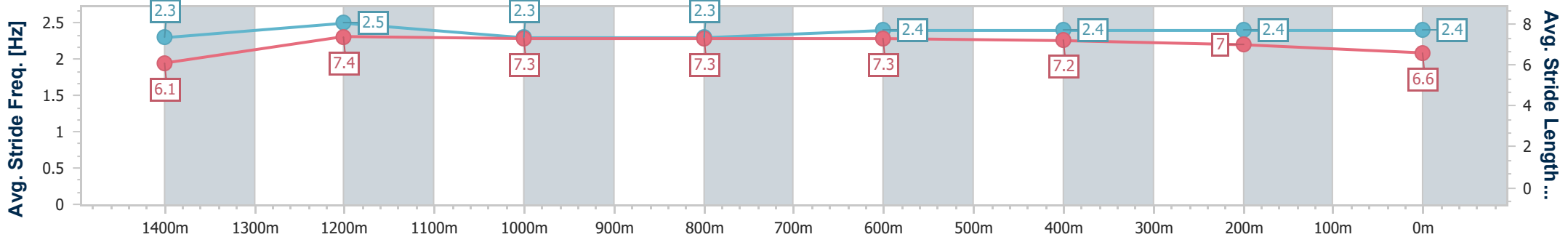
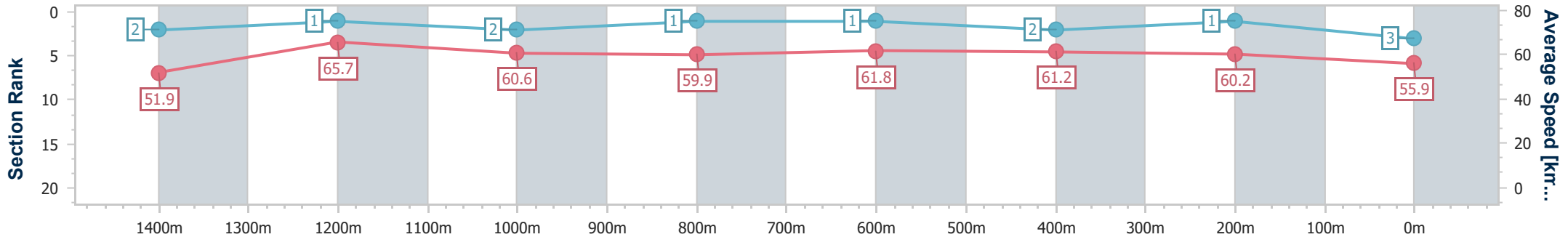


BRISBANE
 RACING CLUB

13 July 2024 - 14:14

Track Rating: Soft 6, Weather: Overcast, Rail Position: +0.5m Entire

Section	Overall	1400m	1200m	1000m	800m	600m	400m	200m
Section Times	1:37.37 [3] (0:13.89)	1:23.48 [2] (0:11.07)	1:12.41 [1] (0:11.89)	1:00.52 [2] (0:12.02)	0:48.50 [1] (0:11.74)	0:36.76 [1] (0:11.92)	0:24.84 [2] (0:11.96)	0:12.88 [1] (0:12.88)
Average Speed [km/h]	51.9	65.7	60.6	59.9	61.8	61.2	60.2	55.9
Top Speed [km/h]	67.1	67.4	62.9	61.7	62.3	62.0	61.3	58.9
Avg. Dist. to Rail [m]	5.7	1.2	0.9	0.9	1.6	1.9	0.6	1.7
Avg. Stride Freq. [Hz]	2.3	2.5	2.3	2.3	2.4	2.4	2.4	2.4
Avg. Stride Length [m]	6.1	7.4	7.3	7.3	7.3	7.2	7.0	6.6



- [] Ranking at each section and finish
- .-.- No data available at this section
- NA No data available



Horse/Jockey Name	Super Chilled
Final Rank	4
Fastest Section Time (Section)	0:11.53 (1400m)
Top Speed [km/h] (Section)	65.2 (800m)
Race State	Finished



Doomben QLD Professional
Race 5: U&U RECRUITMENT BENCHMARK 70 Handicap - 1600m

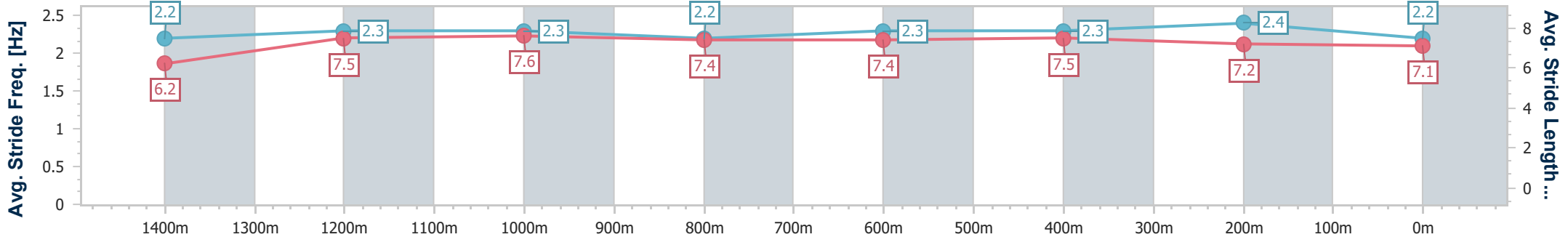
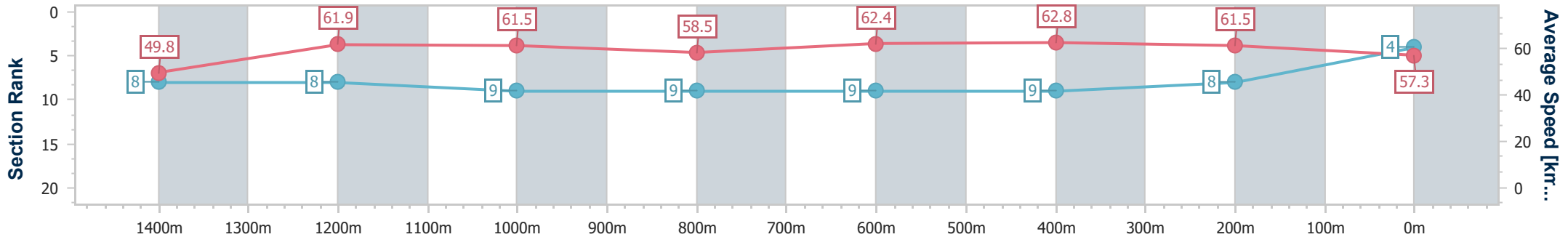


BRISBANE RACING CLUB

13 July 2024 - 14:14

Track Rating: Soft 6, Weather: Overcast, Rail Position: +0.5m Entire

Section	Overall	1400m	1200m	1000m	800m	600m	400m	200m						
Section Times	1:37.60 [4] (0:14.48)	1:23.12 [8] (0:11.53)	1:11.59 [8] (0:11.73)	0:59.86 [9] (0:12.33)	0:47.53 [9] (0:11.61)	0:35.92 [9] (0:11.55)	0:24.37 [9] (0:11.79)	0:12.58 [8] (0:12.58)						
Average Speed [km/h]	49.8	61.9	61.5	58.5	62.4	62.8	61.5	57.3						
Top Speed [km/h]	62.7	62.6	63.1	59.5	65.2	64.4	63.4	60.2						
Avg. Dist. to Rail [m]	2.5	1.1	0.5	0.2	1.0	1.8	4.5	5.2						
Avg. Stride Freq. [Hz]	2.2	2.3	2.3	2.2	2.3	2.3	2.4	2.2						
Avg. Stride Length [m]	6.2	7.5	7.6	7.4	7.4	7.5	7.2	7.1						



- [] Ranking at each section and finish
- .-.- No data available at this section
- NA No data available



Horse/Jockey Name	Motell
Final Rank	5
Fastest Section Time (Section)	0:11.57 (800m)
Top Speed [km/h] (Section)	64.3 (800m)
Race State	Finished



Doomben QLD Professional
Race 5: U&U RECRUITMENT BENCHMARK 70 Handicap - 1600m

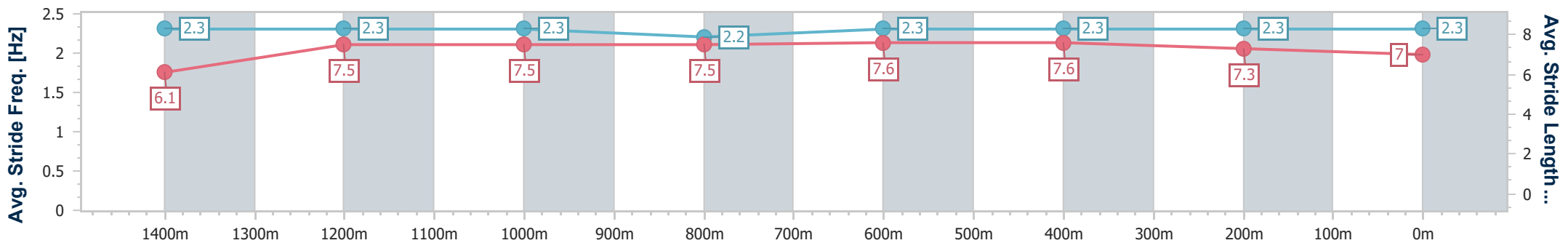
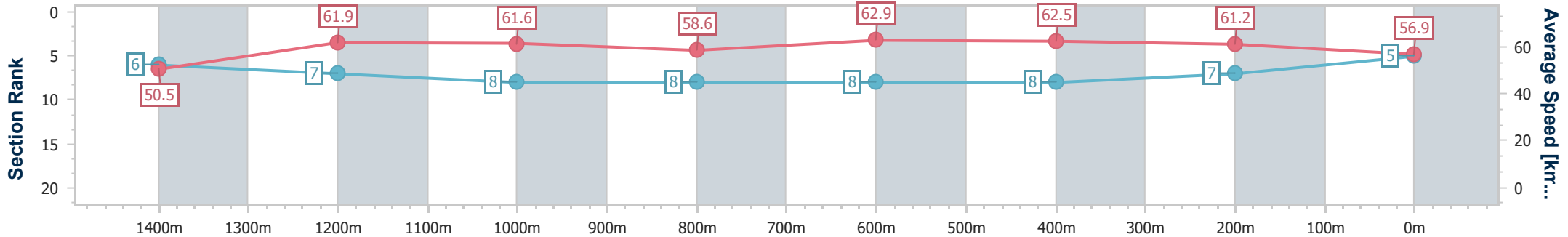


BRISBANE
RACING CLUB

13 July 2024 - 14:14

Track Rating: Soft 6, Weather: Overcast, Rail Position: +0.5m Entire

Section	Overall	1400m	1200m	1000m	800m	600m	400m	200m
Section Times	1:37.63 [5] (0:14.28)	1:23.35 [6] (0:11.61)	1:11.74 [7] (0:11.66)	1:00.08 [8] (0:12.36)	0:47.72 [8] (0:11.57)	0:36.15 [8] (0:11.64)	0:24.51 [8] (0:11.80)	0:12.71 [7] (0:12.71)
Average Speed [km/h]	50.5	61.9	61.6	58.6	62.9	62.5	61.2	56.9
Top Speed [km/h]	63.6	62.3	63.1	59.8	64.3	63.3	62.5	59.5
Avg. Dist. to Rail [m]	1.8	0.7	1.3	1.5	2.1	2.0	4.4	5.1
Avg. Stride Freq. [Hz]	2.3	2.3	2.3	2.2	2.3	2.3	2.3	2.3
Avg. Stride Length [m]	6.1	7.5	7.5	7.5	7.6	7.6	7.3	7.0



- [] Ranking at each section and finish
- .-.- No data available at this section
- NA No data available



Horse/Jockey Name	Start Strutting
Final Rank	6
Fastest Section Time (Section)	0:11.50 (1400m)
Top Speed [km/h] (Section)	63.7 (800m)
Race State	Finished



Doomben QLD Professional
Race 5: U&U RECRUITMENT BENCHMARK 70 Handicap - 1600m

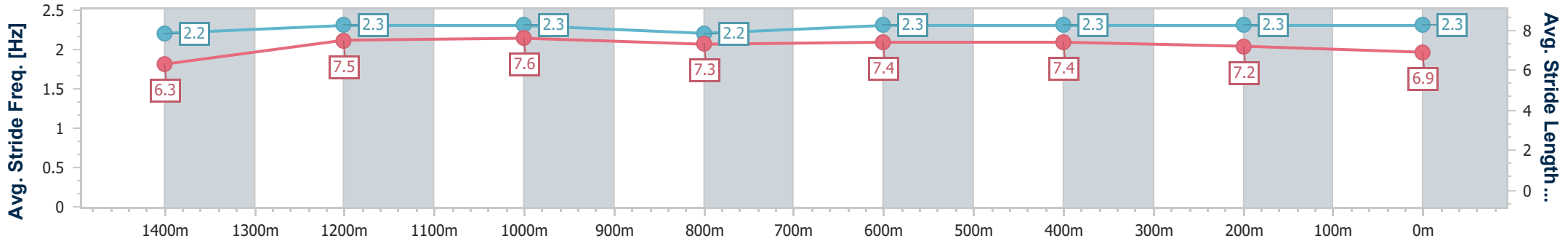
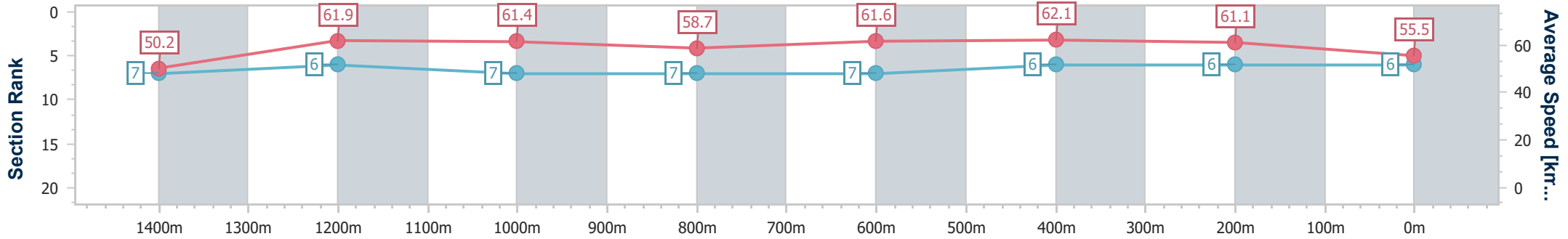


BRISBANE
RACING CLUB

13 July 2024 - 14:14

Track Rating: Soft 6, Weather: Overcast, Rail Position: +0.5m Entire

Section	Overall	1400m	1200m	1000m	800m	600m	400m	200m
Section Times	1:37.84 [6] (0:14.31)	1:23.53 [7] (0:11.50)	1:12.03 [6] (0:11.74)	1:00.29 [7] (0:12.25)	0:48.04 [7] (0:11.67)	0:36.37 [7] (0:11.60)	0:24.77 [6] (0:11.79)	0:12.98 [6] (0:12.98)
Average Speed [km/h]	50.2	61.9	61.4	58.7	61.6	62.1	61.1	55.5
Top Speed [km/h]	61.4	63.4	63.0	59.3	63.7	63.1	62.9	59.2
Avg. Dist. to Rail [m]	1.5	1.5	0.6	0.7	0.3	0.2	1.5	4.4
Avg. Stride Freq. [Hz]	2.2	2.3	2.3	2.2	2.3	2.3	2.3	2.3
Avg. Stride Length [m]	6.3	7.5	7.6	7.3	7.4	7.4	7.2	6.9



- [] Ranking at each section and finish
- .-.- No data available at this section
- NA No data available



Horse/Jockey Name	Aqua Alta
Final Rank	7
Fastest Section Time (Section)	0:11.43 (1400m)
Top Speed [km/h] (Section)	63.5 (1400m)
Race State	Finished



Doomben QLD Professional
Race 5: U&U RECRUITMENT BENCHMARK 70 Handicap - 1600m

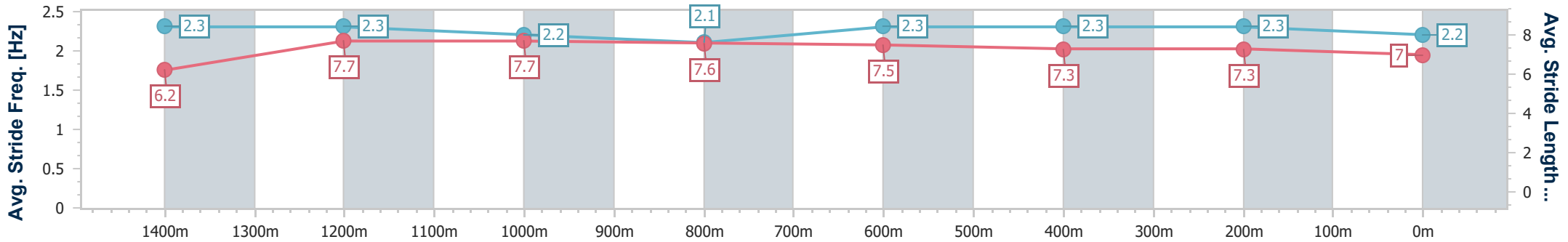
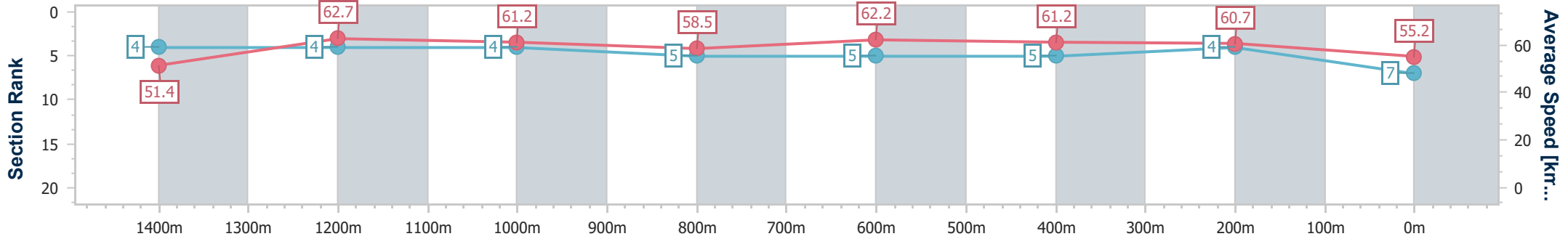


13 July 2024 - 14:14

BRISBANE RACING CLUB

Track Rating: Soft 6, Weather: Overcast, Rail Position: +0.5m Entire

Section	Overall	1400m	1200m	1000m	800m	600m	400m	200m
Section Times	1:37.84 [7] (0:14.04)	1:23.80 [4] (0:11.43)	1:12.37 [4] (0:11.78)	1:00.59 [4] (0:12.29)	0:48.30 [5] (0:11.63)	0:36.67 [5] (0:11.78)	0:24.89 [5] (0:11.88)	0:13.01 [4] (0:13.01)
Average Speed [km/h]	51.4	62.7	61.2	58.5	62.2	61.2	60.7	55.2
Top Speed [km/h]	63.0	63.5	62.0	59.9	63.0	62.5	61.7	59.6
Avg. Dist. to Rail [m]	0.8	0.6	0.3	0.4	0.8	0.6	0.7	1.6
Avg. Stride Freq. [Hz]	2.3	2.3	2.2	2.1	2.3	2.3	2.3	2.2
Avg. Stride Length [m]	6.2	7.7	7.7	7.6	7.5	7.3	7.3	7.0



- [] Ranking at each section and finish
- .-.- No data available at this section
- NA No data available



Horse/Jockey Name	Agirlsbestfriend
Final Rank	8
Fastest Section Time (Section)	0:11.35 (600m)
Top Speed [km/h] (Section)	64.6 (600m)
Race State	Finished



Doomben QLD Professional
Race 5: U&U RECRUITMENT BENCHMARK 70 Handicap - 1600m

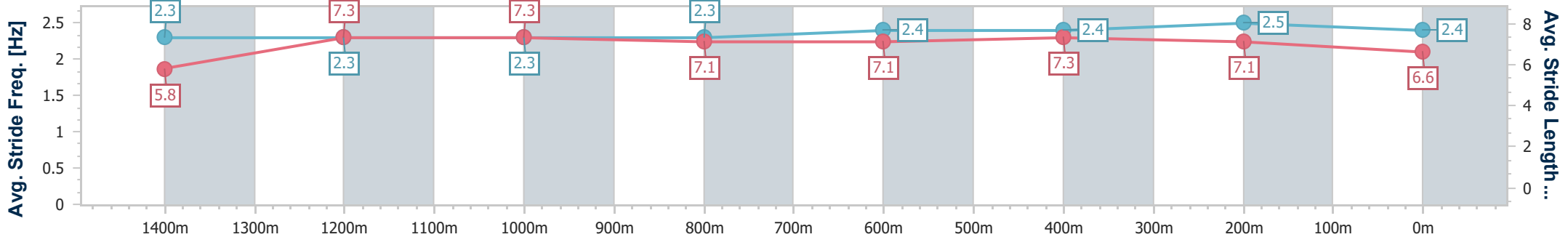
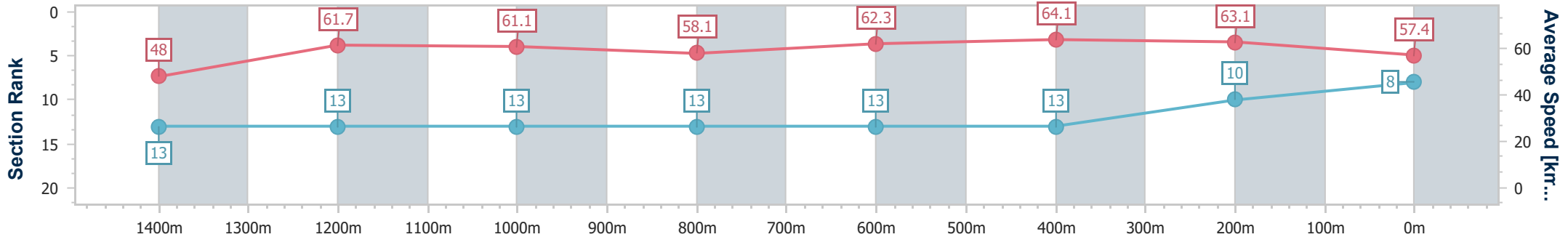


BRISBANE RACING CLUB

13 July 2024 - 14:14

Track Rating: Soft 6, Weather: Overcast, Rail Position: +0.5m Entire

Section	Overall	1400m	1200m	1000m	800m	600m	400m	200m
Section Times	1:37.86 [8] (0:15.00)	1:22.86 [13] (0:11.66)	1:11.20 [13] (0:11.82)	0:59.38 [13] (0:12.39)	0:46.99 [13] (0:11.67)	0:35.32 [13] (0:11.35)	0:23.97 [13] (0:11.43)	0:12.54 [10] (0:12.54)
Average Speed [km/h]	48.0	61.7	61.1	58.1	62.3	64.1	63.1	57.4
Top Speed [km/h]	60.5	63.3	62.9	60.1	64.6	64.6	64.3	61.2
Avg. Dist. to Rail [m]	6.4	0.3	0.7	0.8	1.6	1.7	3.4	4.9
Avg. Stride Freq. [Hz]	2.3	2.3	2.3	2.3	2.4	2.4	2.5	2.4
Avg. Stride Length [m]	5.8	7.3	7.3	7.1	7.1	7.3	7.1	6.6



- [] Ranking at each section and finish
- .-.- No data available at this section
- NA No data available



Horse/Jockey Name	Sizzling Gal
Final Rank	9
Fastest Section Time (Section)	0:11.55 (1400m)
Top Speed [km/h] (Section)	65.2 (1400m)
Race State	Finished



Doomben QLD Professional
Race 5: U&U RECRUITMENT BENCHMARK 70 Handicap - 1600m

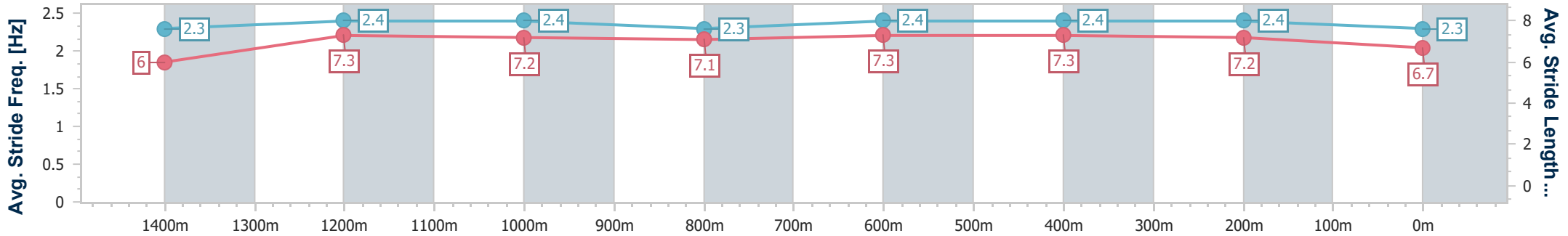
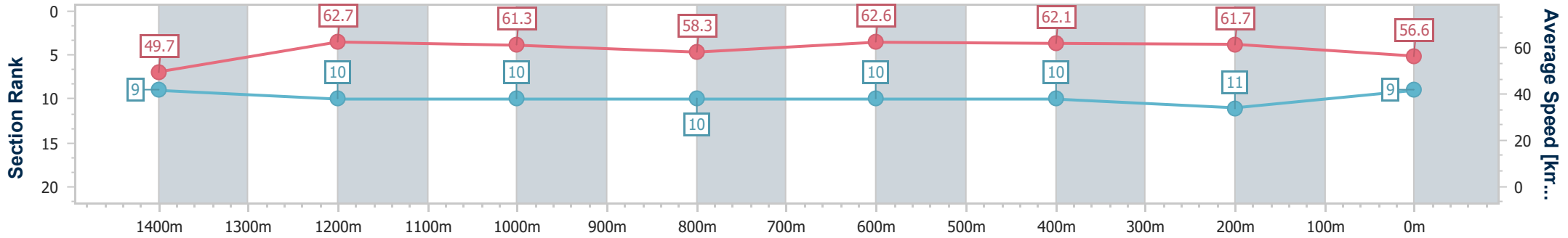


BRISBANE
 RACING CLUB

13 July 2024 - 14:14

Track Rating: Soft 6, Weather: Overcast, Rail Position: +0.5m Entire

Section	Overall	1400m	1200m	1000m	800m	600m	400m	200m
Section Times	1:38.09 [9] (0:14.52)	1:23.57 [9] (0:11.55)	1:12.02 [10] (0:11.73)	1:00.29 [10] (0:12.43)	0:47.86 [10] (0:11.66)	0:36.20 [10] (0:11.77)	0:24.43 [10] (0:11.70)	0:12.73 [11] (0:12.73)
Average Speed [km/h]	49.7	62.7	61.3	58.3	62.6	62.1	61.7	56.6
Top Speed [km/h]	61.9	65.2	63.5	59.4	63.8	63.2	63.0	60.0
Avg. Dist. to Rail [m]	3.7	1.1	2.5	1.8	2.9	2.3	2.4	3.5
Avg. Stride Freq. [Hz]	2.3	2.4	2.4	2.3	2.4	2.4	2.4	2.3
Avg. Stride Length [m]	6.0	7.3	7.2	7.1	7.3	7.3	7.2	6.7



- [] Ranking at each section and finish
- .-.- No data available at this section
- NA No data available



Horse/Jockey Name	Chasing Jackley
Final Rank	10
Fastest Section Time (Section)	0:11.34 (1400m)
Top Speed [km/h] (Section)	65.7 (1400m)
Race State	Finished



Doomben QLD Professional
Race 5: U&U RECRUITMENT BENCHMARK 70 Handicap - 1600m

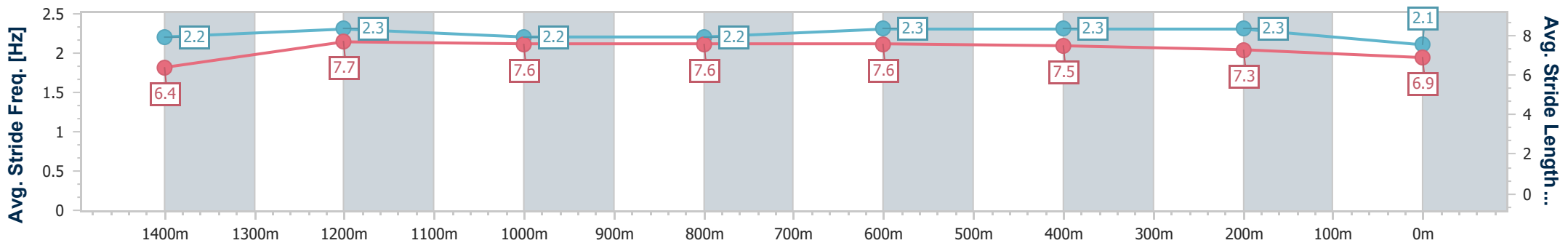
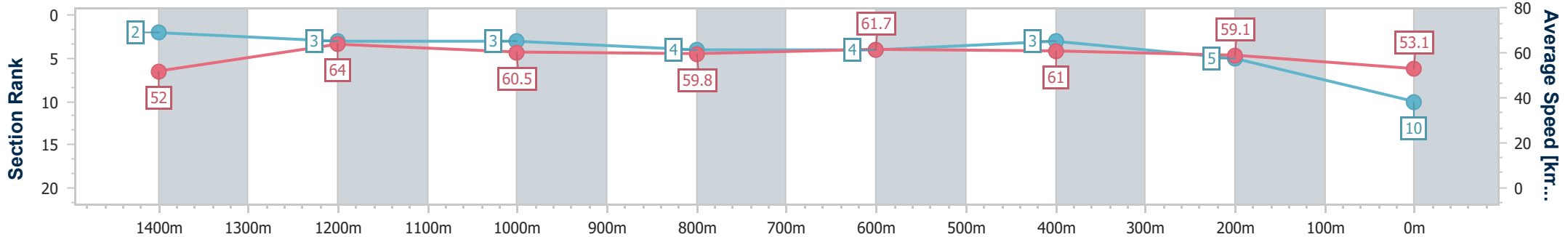


BRISBANE RACING CLUB

13 July 2024 - 14:14

Track Rating: Soft 6, Weather: Overcast, Rail Position: +0.5m Entire

Section	Overall	1400m	1200m	1000m	800m	600m	400m	200m
Section Times	1:38.43 [10] (0:13.89)	1:24.54 [2] (0:11.34)	1:13.20 [3] (0:11.91)	1:01.29 [3] (0:12.08)	0:49.21 [4] (0:11.71)	0:37.50 [4] (0:11.78)	0:25.72 [3] (0:12.14)	0:13.58 [5] (0:13.58)
Average Speed [km/h]	52.0	64.0	60.5	59.8	61.7	61.0	59.1	53.1
Top Speed [km/h]	65.7	65.7	62.0	61.4	62.2	62.0	60.7	57.0
Avg. Dist. to Rail [m]	4.2	1.3	1.2	1.1	0.6	0.5	1.4	3.3
Avg. Stride Freq. [Hz]	2.2	2.3	2.2	2.2	2.3	2.3	2.3	2.1
Avg. Stride Length [m]	6.4	7.7	7.6	7.6	7.6	7.5	7.3	6.9



- [] Ranking at each section and finish
- .-.- No data available at this section
- NA No data available



Horse/Jockey Name	Snatch
Final Rank	11
Fastest Section Time (Section)	0:11.27 (1200m)
Top Speed [km/h] (Section)	66.0 (1200m)
Race State	Finished



Doomben QLD Professional
Race 5: U&U RECRUITMENT BENCHMARK 70 Handicap - 1600m

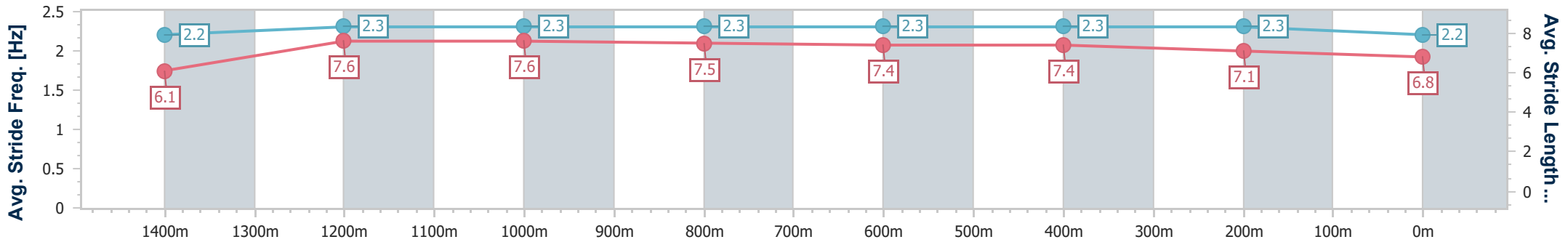
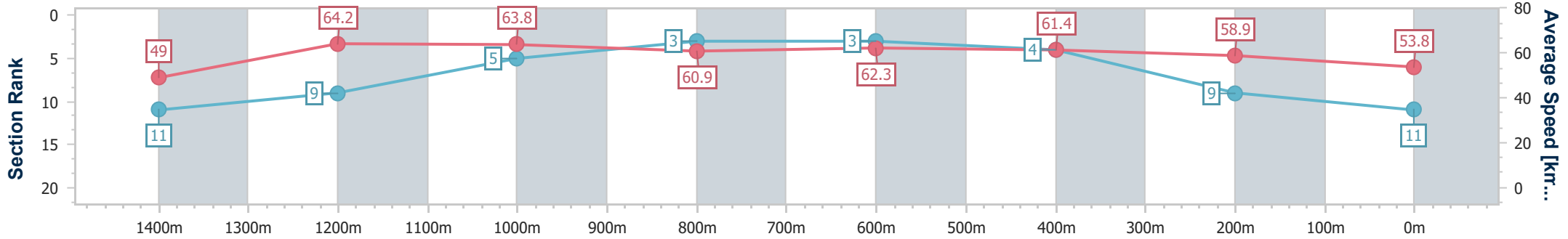


BRISBANE RACING CLUB

13 July 2024 - 14:14

Track Rating: Soft 6, Weather: Overcast, Rail Position: +0.5m Entire

Section	Overall	1400m	1200m	1000m	800m	600m	400m	200m
Section Times	1:38.47 [11] (0:14.69)	1:23.78 [11] (0:11.33)	1:12.45 [9] (0:11.27)	1:01.18 [5] (0:11.90)	0:49.28 [3] (0:11.72)	0:37.56 [3] (0:11.92)	0:25.64 [4] (0:12.23)	0:13.41 [9] (0:13.41)
Average Speed [km/h]	49.0	64.2	63.8	60.9	62.3	61.4	58.9	53.8
Top Speed [km/h]	61.1	65.7	66.0	62.2	63.4	63.0	60.5	56.7
Avg. Dist. to Rail [m]	5.3	1.3	2.7	2.5	3.0	2.6	3.1	5.3
Avg. Stride Freq. [Hz]	2.2	2.3	2.3	2.3	2.3	2.3	2.3	2.2
Avg. Stride Length [m]	6.1	7.6	7.6	7.5	7.4	7.4	7.1	6.8



- [] Ranking at each section and finish
- .-.- No data available at this section
- NA No data available



Horse/Jockey Name	Beckford
Final Rank	12
Fastest Section Time (Section)	0:11.59 (600m)
Top Speed [km/h] (Section)	63.3 (800m)
Race State	Finished



Doomben QLD Professional
Race 5: U&U RECRUITMENT BENCHMARK 70 Handicap - 1600m

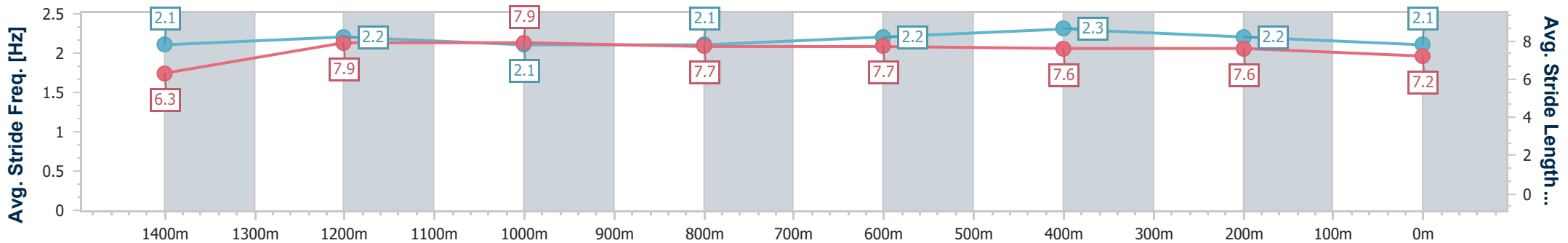
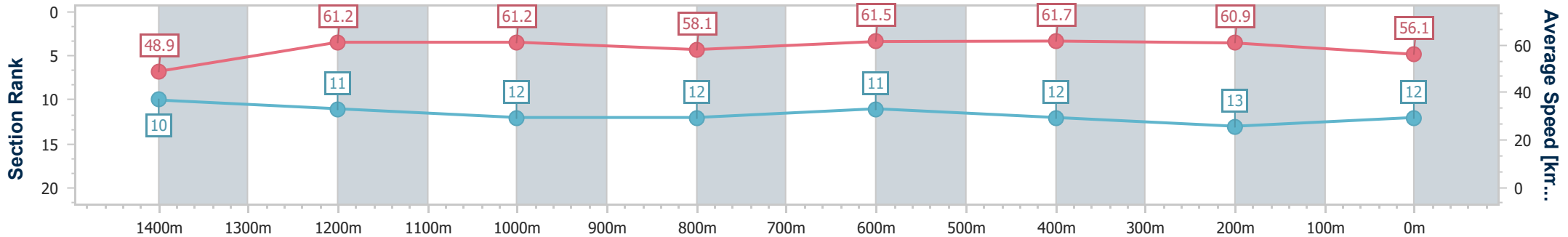


BRISBANE RACING CLUB

13 July 2024 - 14:14

Track Rating: Soft 6, Weather: Overcast, Rail Position: +0.5m Entire

Section	Overall	1400m	1200m	1000m	800m	600m	400m	200m
Section Times	1:38.49 [12] (0:14.68)	1:23.81 [10] (0:11.74)	1:12.07 [11] (0:11.79)	1:00.28 [12] (0:12.39)	0:47.89 [12] (0:11.67)	0:36.22 [11] (0:11.59)	0:24.63 [12] (0:11.78)	0:12.85 [13] (0:12.85)
Average Speed [km/h]	48.9	61.2	61.2	58.1	61.5	61.7	60.9	56.1
Top Speed [km/h]	62.5	62.3	62.4	59.6	63.3	63.0	62.3	60.8
Avg. Dist. to Rail [m]	1.1	0.4	0.7	0.4	0.2	1.2	1.1	2.0
Avg. Stride Freq. [Hz]	2.1	2.2	2.1	2.1	2.2	2.3	2.2	2.1
Avg. Stride Length [m]	6.3	7.9	7.9	7.7	7.7	7.6	7.6	7.2



- [] Ranking at each section and finish
- .-.- No data available at this section
- NA No data available



Horse/Jockey Name	Release Le Missile
Final Rank	13
Fastest Section Time (Section)	0:11.53 (600m)
Top Speed [km/h] (Section)	64.6 (1400m)
Race State	Finished



Doomben QLD Professional
Race 5: U&U RECRUITMENT BENCHMARK 70 Handicap - 1600m

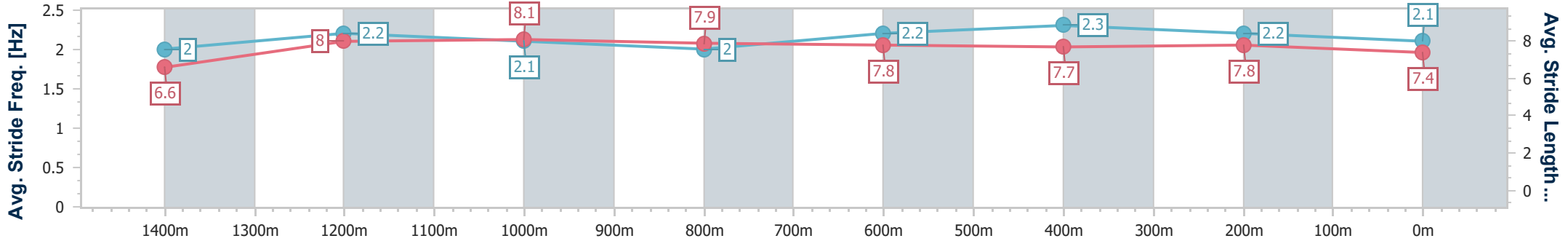
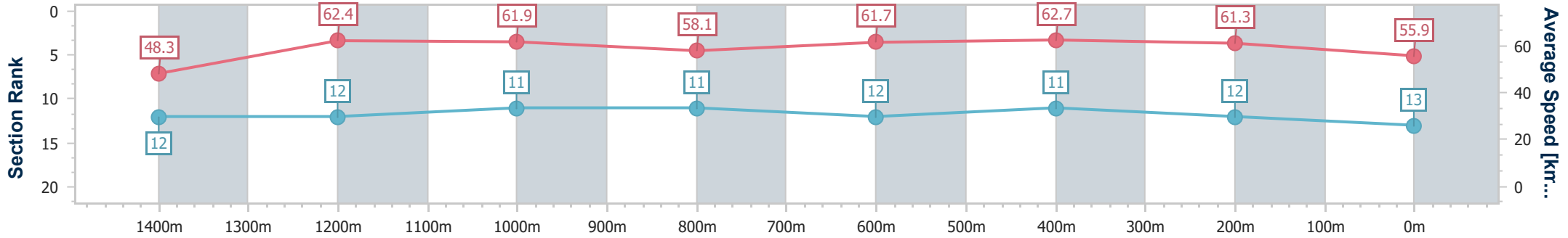


BRISBANE
RACING CLUB

13 July 2024 - 14:14

Track Rating: Soft 6, Weather: Overcast, Rail Position: +0.5m Entire

Section	Overall	1400m	1200m	1000m	800m	600m	400m	200m
Section Times	1:38.49 [13] (0:14.82)	1:23.67 [12] (0:11.67)	1:12.00 [12] (0:11.62)	1:00.38 [11] (0:12.47)	0:47.91 [11] (0:11.73)	0:36.18 [12] (0:11.53)	0:24.65 [11] (0:11.79)	0:12.86 [12] (0:12.86)
Average Speed [km/h]	48.3	62.4	61.9	58.1	61.7	62.7	61.3	55.9
Top Speed [km/h]	60.8	64.6	64.3	59.7	63.8	64.0	62.2	59.4
Avg. Dist. to Rail [m]	6.1	1.1	2.1	1.7	1.4	0.6	2.9	6.8
Avg. Stride Freq. [Hz]	2.0	2.2	2.1	2.0	2.2	2.3	2.2	2.1
Avg. Stride Length [m]	6.6	8.0	8.1	7.9	7.8	7.7	7.8	7.4



- [] Ranking at each section and finish
- .-.- No data available at this section
- NA No data available