



Toowoomba QLD Professional
Race 1: HAPPY 50TH BIRTHDAY DALLAS PARRY BENCHMARK 70
Handicap - 1050m
13 July 2024 - 16:55



Track Rating: Soft 5, Weather: Fine, Rail Position: +1m Entire

Section		Overall										Last 600m	
Field Times		1:02.82										0:36.10	
		(0:04.76)											
		1000m											
		0:58.06											
		(0:11.00)											
		800m											
		0:47.06											
		(0:10.96)											
		600m											
		0:36.10											
		(0:11.75)											
		400m											
		0:24.35											
		(0:11.99)											
		200m											
		0:12.36											
		(0:12.36)											
Rank	TAB	Horse/Jockey	Barrier	Top Speed [km/h]	Fastest Section	Overall	1000m	800m	600m	400m	200m	Margin	Distance Travelled [m]
1	1	MATILLY	3	68.3	0:04.76	1:02.82 [1]	0:58.06 [1]	0:47.06 [2]	0:36.03 [2]	0:24.29 [2]	0:12.36 [1]	1:02.82	0:36.03
		Olivia Webb		1000m	Overall	(0:04.76)	(0:11.00)	(0:11.03)	(0:11.74)	(0:11.93)	(0:12.36)		
2	4	ARTIE BEATSOME	6	68.2	0:05.24	1:02.83 [2]	0:57.59 [7]	0:46.10 [7]	0:35.32 [7]	0:23.97 [6]	0:12.15 [5]	0.1L	0:35.32 +4
		Dylan Bennett		800m	Overall	(0:05.24)	(0:11.49)	(0:10.78)	(0:11.35)	(0:11.82)	(0:12.15)		
3	2	TOKYO SINS	7	68.8	0:04.83	1:03.01 [3]	0:58.18 [3]	0:47.05 [3]	0:36.06 [4]	0:24.44 [3]	0:12.48 [3]	1.1L	0:36.06 +6
		Landan Sykes		1000m	Overall	(0:04.83)	(0:11.13)	(0:10.99)	(0:11.62)	(0:11.96)	(0:12.48)		
4	5	BULSARA	5	69.4	0:04.82	1:03.14 [4]	0:58.32 [2]	0:47.38 [1]	0:36.42 [1]	0:24.67 [1]	0:12.63 [2]	1.9L	0:36.42 +3
		Shania Willis		1000m	Overall	(0:04.82)	(0:10.94)	(0:10.96)	(0:11.75)	(0:12.04)	(0:12.63)		
5	7	ORTHIE'S GIRLS	2	67.8	0:04.96	1:03.21 [5]	0:58.25 [6]	0:47.00 [6]	0:36.10 [5]	0:24.57 [5]	0:12.60 [4]	2.2L	0:36.10 +4
		Dan McGillivray		800m	Overall	(0:04.96)	(0:11.25)	(0:10.90)	(0:11.53)	(0:11.97)	(0:12.60)		
6	9	ANNAKURI	1	67.2	0:04.90	1:03.55 [6]	0:58.65 [5]	0:47.36 [5]	0:36.31 [6]	0:24.48 [7]	0:12.51 [7]	4L	0:36.31 +1
		Luke Tarrant		1000m	Overall	(0:04.90)	(0:11.29)	(0:11.05)	(0:11.83)	(0:11.97)	(0:12.51)		
7	8	DUCHESS BREE	8	66.8	0:05.38	1:04.10 [7]	0:58.72 [8]	0:46.84 [8]	0:35.75 [8]	0:24.47 [8]	0:12.69 [8]	7.3L	0:35.75 -1
		Stacey Callow		800m	Overall	(0:05.38)	(0:11.88)	(0:11.09)	(0:11.28)	(0:11.78)	(0:12.69)		
8	3	COMMAND APPROVED	4	67.8	0:04.90	1:04.31 [8]	0:59.41 [4]	0:48.29 [4]	0:37.39 [3]	0:25.70 [4]	0:13.46 [6]	8.3L	0:37.39 -1
		Alisha Donald		800m	Overall	(0:04.90)	(0:11.12)	(0:10.90)	(0:11.69)	(0:12.24)	(0:13.46)		

Scratched: Master Maurice (#6)



Horse/Jockey Name	Matilly
Final Rank	1
Fastest Section Time (Section)	0:04.76 (Overall)
Top Speed [km/h] (Section)	68.3 (1000m)
Race State	Finished



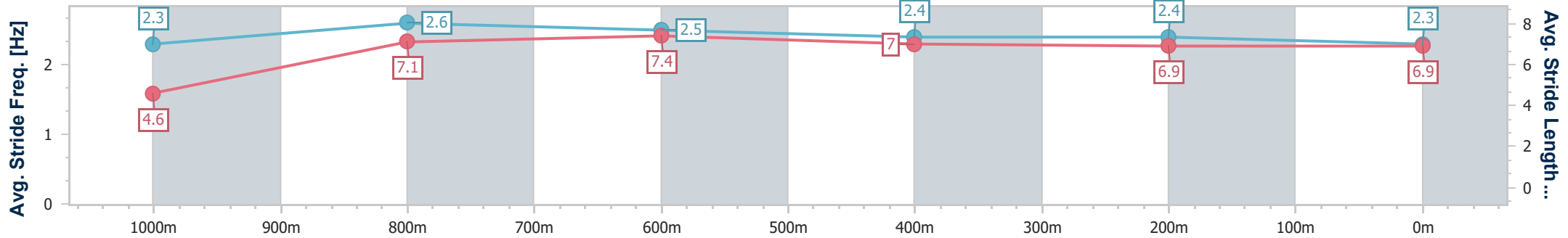
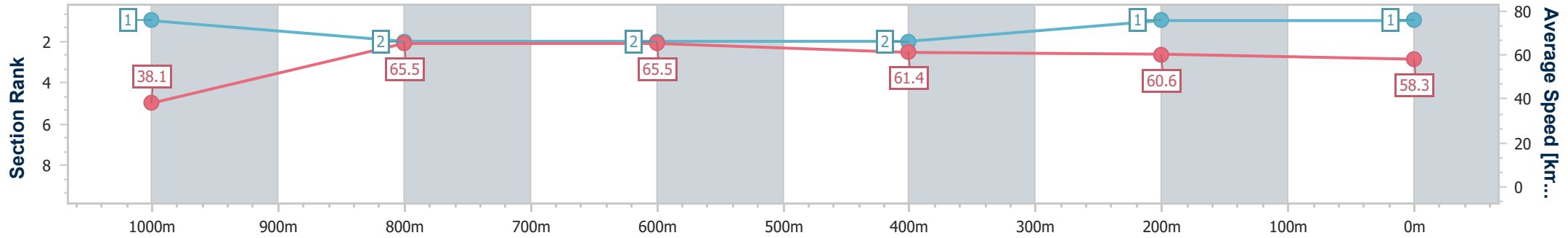
Toowoomba QLD Professional
Race 1: HAPPY 50TH BIRTHDAY DALLAS PARRY
BENCHMARK 70 Handicap - 1050m



13 July 2024 - 16:55

Track Rating: Soft 5, Weather: Fine, Rail Position: +1m Entire

Section	Overall	1000m	800m	600m	400m	200m
Section Times	1:02.82 [1] (0:04.76)	0:58.06 [1] (0:11.00)	0:47.06 [2] (0:11.03)	0:36.03 [2] (0:11.74)	0:24.29 [2] (0:11.93)	0:12.36 [1] (0:12.36)
Average Speed [km/h]	38.1	65.5	65.5	61.4	60.6	58.3
Top Speed [km/h]	55.6	68.3	67.9	63.8	62.1	60.1
Avg. Dist. to Rail [m]	3.0	0.9	0.9	0.8	1.2	2.4
Avg. Stride Freq. [Hz]	2.3	2.6	2.5	2.4	2.4	2.3
Avg. Stride Length [m]	4.6	7.1	7.4	7.0	6.9	6.9



- [] Ranking at each section and finish
- .-.- No data available at this section
- NA No data available



Horse/Jockey Name	Artie Beatsome
Final Rank	2
Fastest Section Time (Section)	0:05.24 (Overall)
Top Speed [km/h] (Section)	68.2 (800m)
Race State	Finished



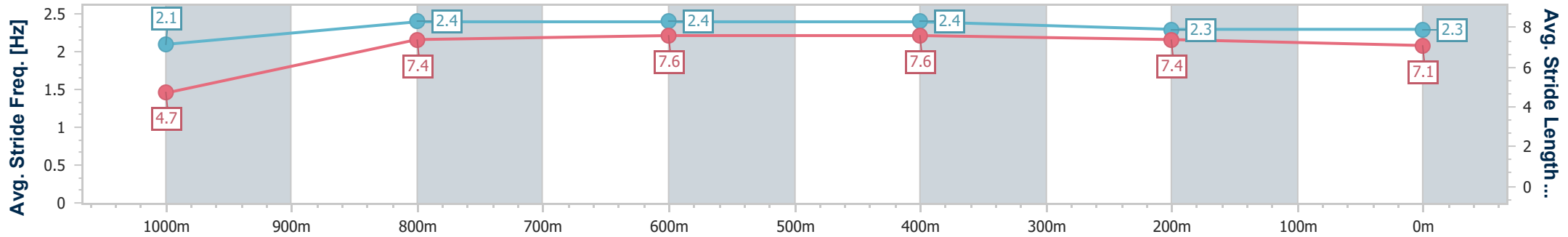
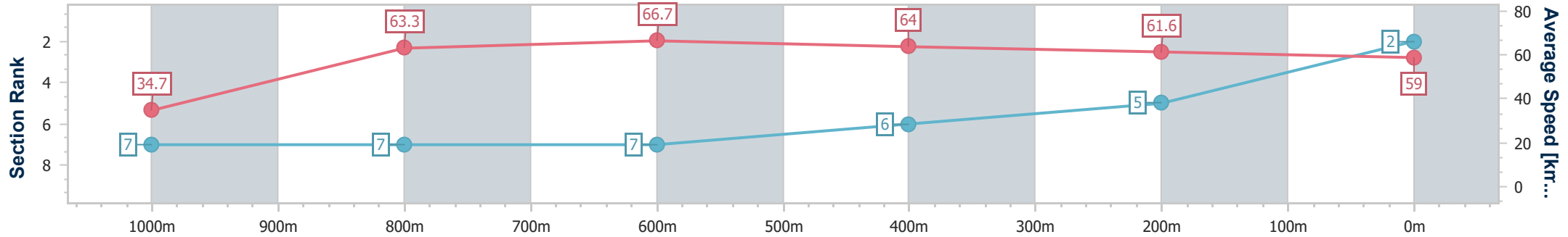
Toowoomba QLD Professional
Race 1: HAPPY 50TH BIRTHDAY DALLAS PARRY
BENCHMARK 70 Handicap - 1050m



13 July 2024 - 16:55

Track Rating: Soft 5, Weather: Fine, Rail Position: +1m Entire

Section	Overall	1000m	800m	600m	400m	200m
Section Times	1:02.83 [2] (0:05.24)	0:57.59 [7] (0:11.49)	0:46.10 [7] (0:10.78)	0:35.32 [7] (0:11.35)	0:23.97 [6] (0:11.82)	0:12.15 [5] (0:12.15)
Average Speed [km/h]	34.7	63.3	66.7	64.0	61.6	59.0
Top Speed [km/h]	53.7	66.8	68.2	67.4	63.4	60.7
Avg. Dist. to Rail [m]	11.3	4.5	1.2	1.9	2.9	5.7
Avg. Stride Freq. [Hz]	2.1	2.4	2.4	2.4	2.3	2.3
Avg. Stride Length [m]	4.7	7.4	7.6	7.6	7.4	7.1



- [] Ranking at each section and finish
- .-.- No data available at this section
- NA No data available



Horse/Jockey Name	Tokyo Sins
Final Rank	3
Fastest Section Time (Section)	0:04.83 (Overall)
Top Speed [km/h] (Section)	68.8 (1000m)
Race State	Finished



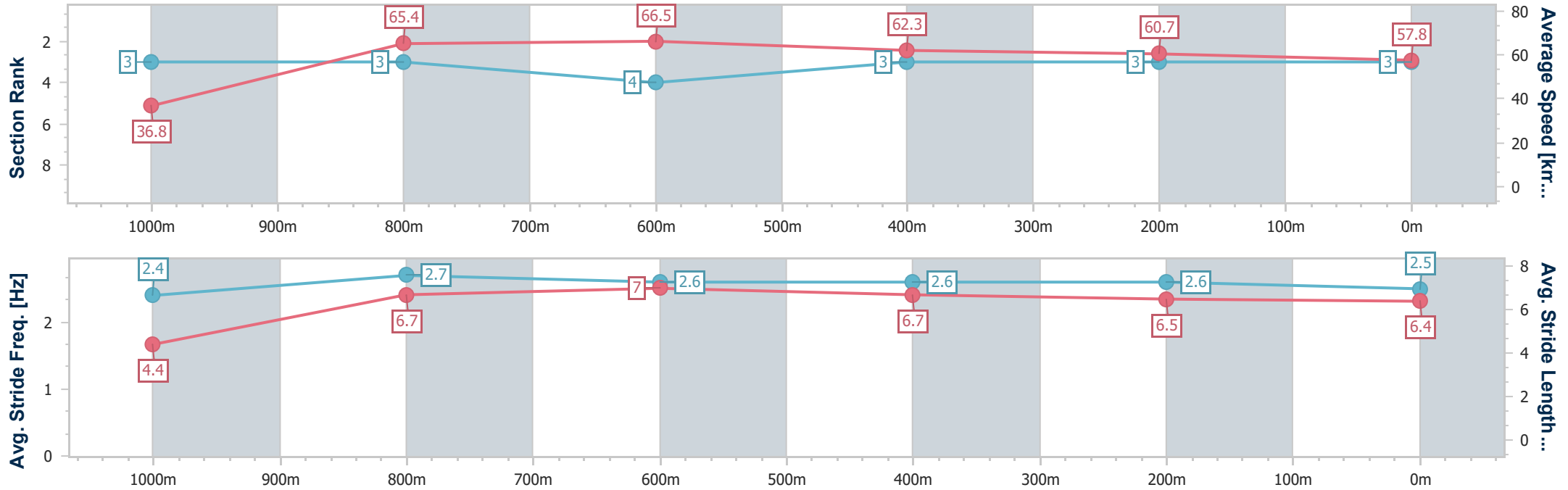
Toowoomba QLD Professional
Race 1: HAPPY 50TH BIRTHDAY DALLAS PARRY
BENCHMARK 70 Handicap - 1050m



13 July 2024 - 16:55

Track Rating: Soft 5, Weather: Fine, Rail Position: +1m Entire

Section	Overall	1000m	800m	600m	400m	200m
Section Times	1:03.01 [3] (0:04.83)	0:58.18 [3] (0:11.13)	0:47.05 [3] (0:10.99)	0:36.06 [4] (0:11.62)	0:24.44 [3] (0:11.96)	0:12.48 [3] (0:12.48)
Average Speed [km/h]	36.8	65.4	66.5	62.3	60.7	57.8
Top Speed [km/h]	56.4	68.8	68.4	64.7	61.7	60.0
Avg. Dist. to Rail [m]	6.7	5.0	3.0	1.7	2.6	4.2
Avg. Stride Freq. [Hz]	2.4	2.7	2.6	2.6	2.6	2.5
Avg. Stride Length [m]	4.4	6.7	7.0	6.7	6.5	6.4



- [] Ranking at each section and finish
- .-.- No data available at this section
- NA No data available



Horse/Jockey Name	Bulsara
Final Rank	4
Fastest Section Time (Section)	0:04.82 (Overall)
Top Speed [km/h] (Section)	69.4 (1000m)
Race State	Finished



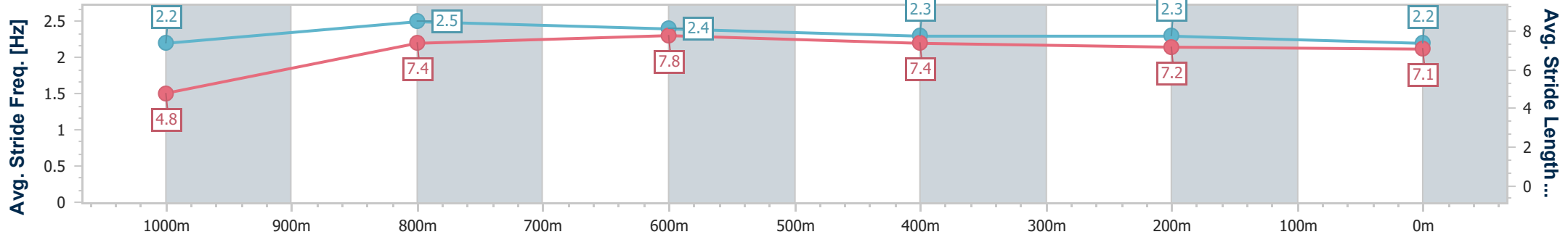
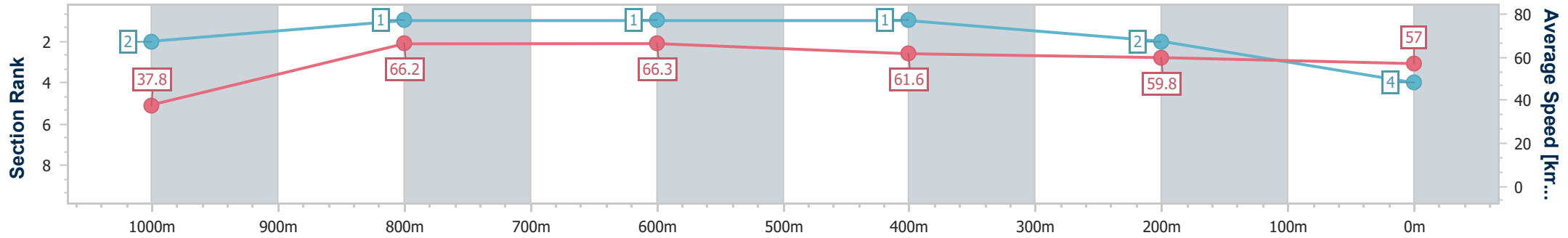
Toowoomba QLD Professional
 Race 1: HAPPY 50TH BIRTHDAY DALLAS PARRY
 BENCHMARK 70 Handicap - 1050m



13 July 2024 - 16:55

Track Rating: Soft 5, Weather: Fine, Rail Position: +1m Entire

Section	Overall	1000m	800m	600m	400m	200m
Section Times	1:03.14 [4] (0:04.82)	0:58.32 [2] (0:10.94)	0:47.38 [1] (0:10.96)	0:36.42 [1] (0:11.75)	0:24.67 [1] (0:12.04)	0:12.63 [2] (0:12.63)
Average Speed [km/h]	37.8	66.2	66.3	61.6	59.8	57.0
Top Speed [km/h]	55.6	69.4	68.9	64.0	61.0	59.6
Avg. Dist. to Rail [m]	6.9	4.8	2.0	1.1	0.9	3.3
Avg. Stride Freq. [Hz]	2.2	2.5	2.4	2.3	2.3	2.2
Avg. Stride Length [m]	4.8	7.4	7.8	7.4	7.2	7.1



- [] Ranking at each section and finish
- .-.- No data available at this section
- NA No data available



Horse/Jockey Name	Orthie's Girls
Final Rank	5
Fastest Section Time (Section)	0:04.96 (Overall)
Top Speed [km/h] (Section)	67.8 (800m)
Race State	Finished



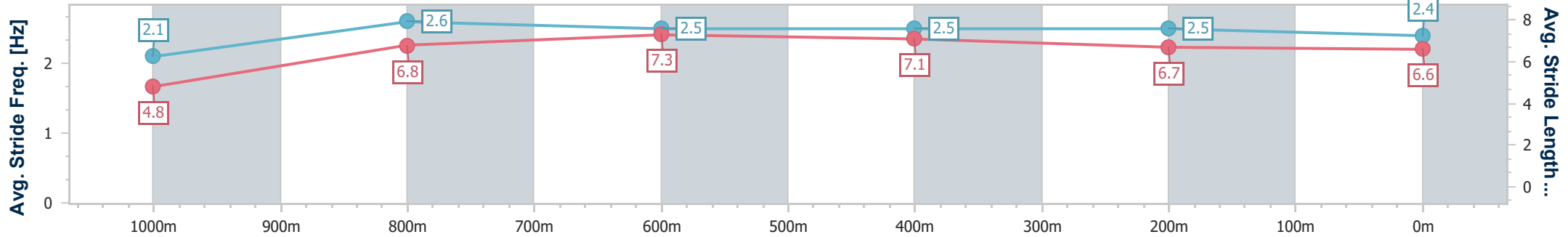
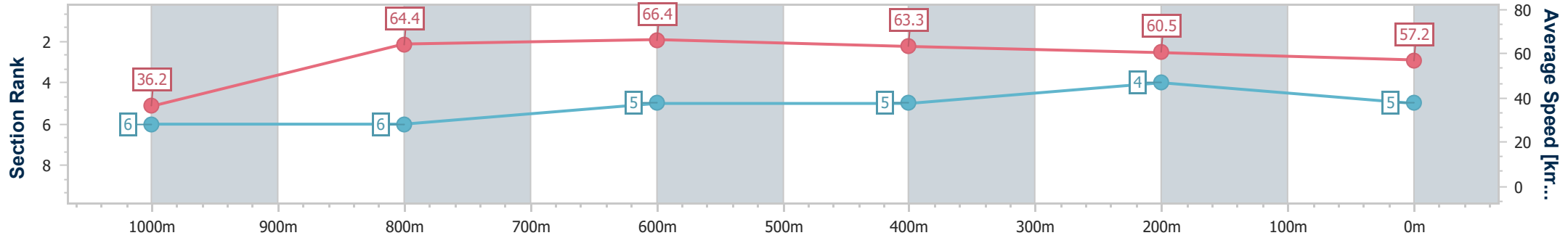
Toowoomba QLD Professional
Race 1: HAPPY 50TH BIRTHDAY DALLAS PARRY
BENCHMARK 70 Handicap - 1050m



13 July 2024 - 16:55

Track Rating: Soft 5, Weather: Fine, Rail Position: +1m Entire

Section	Overall	1000m	800m	600m	400m	200m
Section Times	1:03.21 [5] (0:04.96)	0:58.25 [6] (0:11.25)	0:47.00 [6] (0:10.90)	0:36.10 [5] (0:11.53)	0:24.57 [5] (0:11.97)	0:12.60 [4] (0:12.60)
Average Speed [km/h]	36.2	64.4	66.4	63.3	60.5	57.2
Top Speed [km/h]	54.8	66.7	67.8	65.9	62.7	59.3
Avg. Dist. to Rail [m]	2.7	1.2	2.2	2.6	2.7	6.9
Avg. Stride Freq. [Hz]	2.1	2.6	2.5	2.5	2.5	2.4
Avg. Stride Length [m]	4.8	6.8	7.3	7.1	6.7	6.6



- [] Ranking at each section and finish
- .-.- No data available at this section
- NA No data available



Horse/Jockey Name	Annakuri
Final Rank	6
Fastest Section Time (Section)	0:04.90 (Overall)
Top Speed [km/h] (Section)	67.2 (1000m)
Race State	Finished



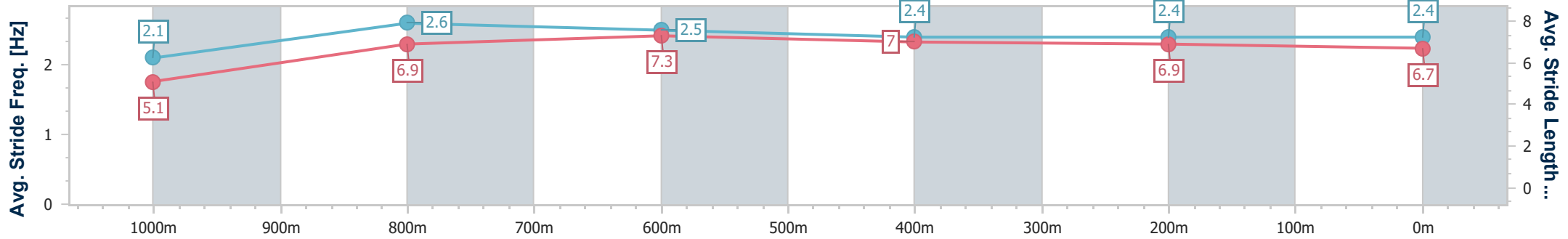
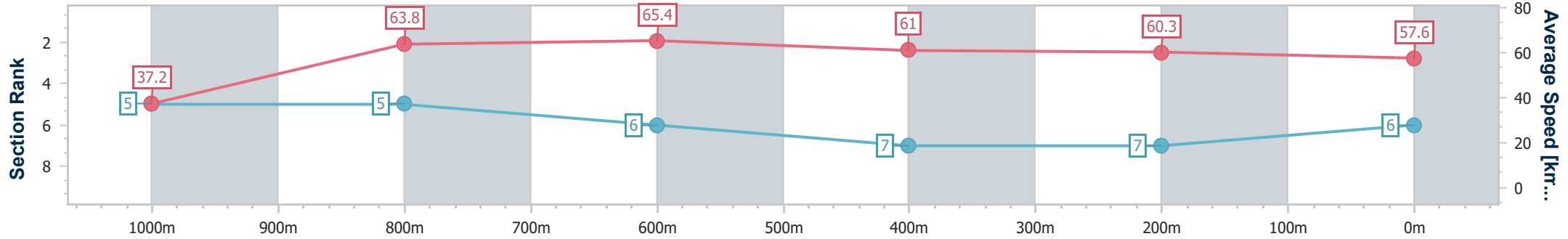
Toowoomba QLD Professional
 Race 1: HAPPY 50TH BIRTHDAY DALLAS PARRY
 BENCHMARK 70 Handicap - 1050m



13 July 2024 - 16:55

Track Rating: Soft 5, Weather: Fine, Rail Position: +1m Entire

Section	Overall	1000m	800m	600m	400m	200m
Section Times	1:03.55 [6] (0:04.90)	0:58.65 [5] (0:11.29)	0:47.36 [5] (0:11.05)	0:36.31 [6] (0:11.83)	0:24.48 [7] (0:11.97)	0:12.51 [7] (0:12.51)
Average Speed [km/h]	37.2	63.8	65.4	61.0	60.3	57.6
Top Speed [km/h]	55.1	67.2	66.2	65.5	61.9	60.6
Avg. Dist. to Rail [m]	2.6	0.7	1.2	0.5	2.1	4.6
Avg. Stride Freq. [Hz]	2.1	2.6	2.5	2.4	2.4	2.4
Avg. Stride Length [m]	5.1	6.9	7.3	7.0	6.9	6.7



- [] Ranking at each section and finish
- .-.- No data available at this section
- NA No data available



Horse/Jockey Name	Duchess Bree
Final Rank	7
Fastest Section Time (Section)	0:05.38 (Overall)
Top Speed [km/h] (Section)	66.8 (800m)
Race State	Finished



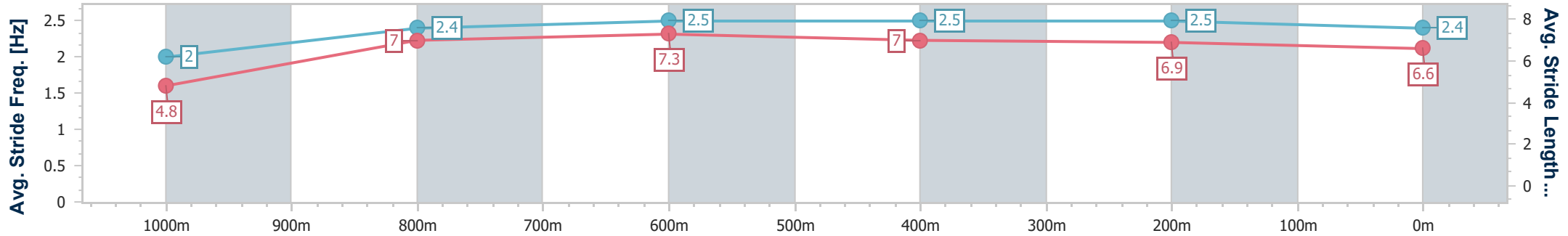
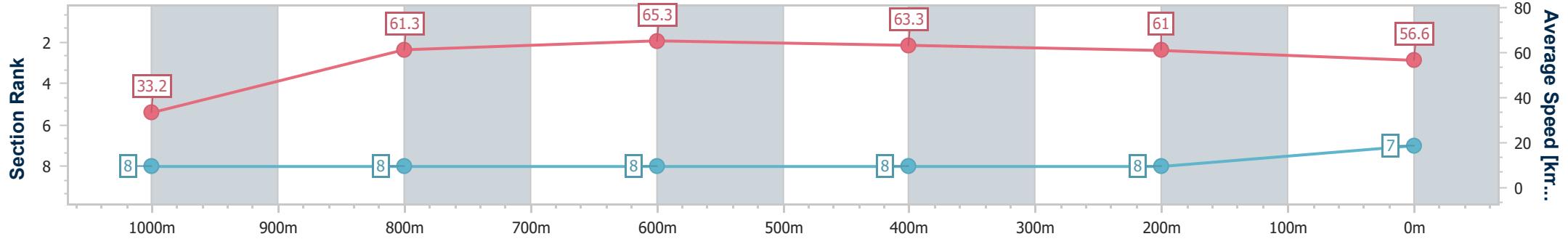
Toowoomba QLD Professional
Race 1: HAPPY 50TH BIRTHDAY DALLAS PARRY
BENCHMARK 70 Handicap - 1050m



13 July 2024 - 16:55

Track Rating: Soft 5, Weather: Fine, Rail Position: +1m Entire

Section	Overall	1000m	800m	600m	400m	200m
Section Times	1:04.10 [7] (0:05.38)	0:58.72 [8] (0:11.88)	0:46.84 [8] (0:11.09)	0:35.75 [8] (0:11.28)	0:24.47 [8] (0:11.78)	0:12.69 [8] (0:12.69)
Average Speed [km/h]	33.2	61.3	65.3	63.3	61.0	56.6
Top Speed [km/h]	50.0	66.2	66.8	65.3	63.1	59.4
Avg. Dist. to Rail [m]	9.9	3.4	1.7	1.4	0.8	1.4
Avg. Stride Freq. [Hz]	2.0	2.4	2.5	2.5	2.5	2.4
Avg. Stride Length [m]	4.8	7.0	7.3	7.0	6.9	6.6



- [] Ranking at each section and finish
- .-.- No data available at this section
- NA No data available



Horse/Jockey Name	Command Approved
Final Rank	8
Fastest Section Time (Section)	0:04.90 (Overall)
Top Speed [km/h] (Section)	67.8 (800m)
Race State	Finished



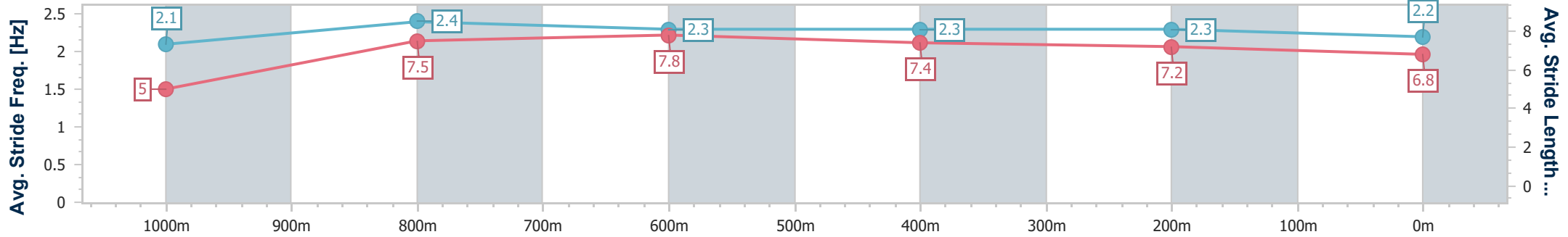
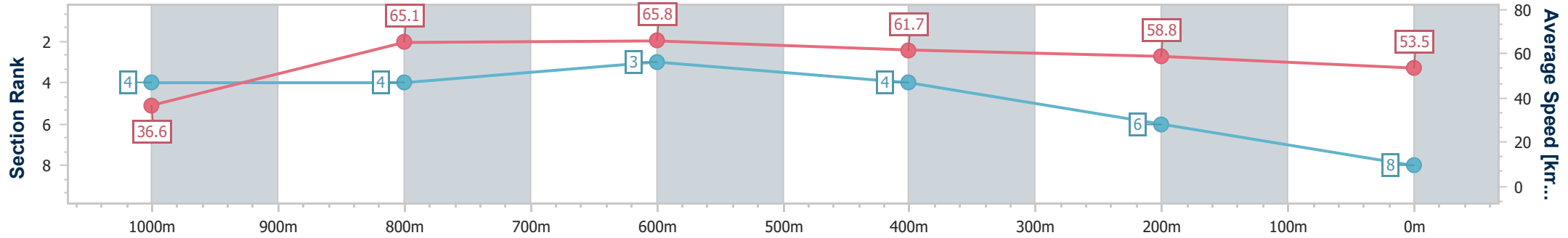
Toowoomba QLD Professional
 Race 1: HAPPY 50TH BIRTHDAY DALLAS PARRY
 BENCHMARK 70 Handicap - 1050m



13 July 2024 - 16:55

Track Rating: Soft 5, Weather: Fine, Rail Position: +1m Entire

Section	Overall	1000m	800m	600m	400m	200m
Section Times	1:04.31 [8] (0:04.90)	0:59.41 [4] (0:11.12)	0:48.29 [4] (0:10.90)	0:37.39 [3] (0:11.69)	0:25.70 [4] (0:12.24)	0:13.46 [6] (0:13.46)
Average Speed [km/h]	36.6	65.1	65.8	61.7	58.8	53.5
Top Speed [km/h]	56.7	67.6	67.8	64.0	60.0	56.9
Avg. Dist. to Rail [m]	5.7	2.1	0.5	0.2	0.4	0.7
Avg. Stride Freq. [Hz]	2.1	2.4	2.3	2.3	2.3	2.2
Avg. Stride Length [m]	5.0	7.5	7.8	7.4	7.2	6.8



- [] Ranking at each section and finish
- .-.- No data available at this section
- NA No data available