



Toowoomba QLD Professional

Race 2: LIGHTNING SYNDICATIONS BENCHMARK 62 Handicap - 1300m

13 July 2024 - 17:35



Track Rating: Soft 5, Weather: Fine, Rail Position: +1m Entire

Section												Last 600m	
Field Times												0:37.70	
					Overall	1200m	1000m	800m	600m	400m			
					1:20.15 (0:08.15)	1:12.00 (0:10.74)	1:01.26 (0:11.44)	0:49.82 (0:12.12)	0:37.70 (0:12.54)	0:25.16 (0:12.44)			
Rank	TAB	Horse/Jockey	Barrier	Top Speed [km/h]	Fastest Section							Distance Travelled [m]	
1	8	DRAGON PINS Wayne O'Connell	10	66.5 1200m	0:08.51 Overall	1:20.15 [1] (0:08.51)	1:11.64 [8] (0:11.09)	1:00.55 [9] (0:11.41)	0:49.14 [9] (0:11.98)	0:37.16 [8] (0:12.33)	0:24.83 [5] (0:12.14)	0:37.16	
2	6	SCRIPT WRITER Luke Tarrant	1	68.6 1200m	0:08.50 Overall	1:20.34 [2] (0:08.50)	1:11.84 [7] (0:10.78)	1:01.06 [5] (0:11.42)	0:49.64 [6] (0:12.12)	0:37.52 [6] (0:12.68)	0:24.84 [6] (0:12.34)	0:37.52	-4
3	4	VONZITHER Landan Sykes	6	69.0 1200m	0:08.37 Overall	1:20.39 [3] (0:08.37)	1:12.02 [4] (0:10.68)	1:01.34 [4] (0:11.44)	0:49.90 [4] (0:12.08)	0:37.82 [4] (0:12.42)	0:25.40 [1] (0:12.44)	0:37.82	+1
4	9	STORMTROOPER Shania Willis	7	69.5 1200m	0:08.27 Overall	1:20.43 [4] (0:08.27)	1:12.16 [3] (0:10.63)	1:01.53 [2] (0:11.43)	0:50.10 [1] (0:12.14)	0:37.96 [2] (0:12.58)	0:25.38 [2] (0:12.58)	0:37.96	+0
5	2	MR WANDJI Paul Hamblin	15	68.8 1200m	0:08.15 Overall	1:20.47 [5] (0:08.15)	1:12.32 [1] (0:10.74)	1:01.58 [1] (0:11.46)	0:50.12 [2] (0:12.10)	0:38.02 [1] (0:12.72)	0:25.30 [3] (0:12.36)	0:38.02	-2
6	13	NAUGHTY WORDS Nozi Tomizawa	8	67.5 1200m	0:08.75 Overall	1:20.48 [6] (0:08.75)	1:11.73 [10] (0:10.87)	1:00.86 [10] (0:11.32)	0:49.54 [8] (0:12.08)	0:37.46 [9] (0:12.65)	0:24.81 [9] (0:12.16)	0:37.46	-2
7	10	MENSA MAESTRO Dan McGillivray	14	66.5 1200m	0:08.40 Overall	1:20.65 [7] (0:08.40)	1:12.25 [5] (0:11.18)	1:01.07 [8] (0:11.45)	0:49.62 [10] (0:12.09)	0:37.53 [10] (0:12.83)	0:24.70 [10] (0:12.05)	0:37.53	+8
8	7	SUISSE SCANDAL Dylan Bennett	2	68.5 1200m	0:08.21 Overall	1:20.69 [8] (0:08.21)	1:12.48 [2] (0:10.70)	1:01.78 [3] (0:11.46)	0:50.32 [3] (0:12.14)	0:38.18 [3] (0:12.69)	0:25.49 [4] (0:12.44)	0:38.18	-4
9	1	LIGHTFAST Olivia Webb	13	66.4 1200m	0:08.52 Overall	1:21.05 [9] (0:08.52)	1:12.53 [9] (0:11.00)	1:01.53 [7] (0:11.30)	0:50.23 [7] (0:12.09)	0:38.14 [7] (0:12.73)	0:25.41 [8] (0:12.67)	0:38.14	+3
10	5	SNEAKY SHARK Jackson Morris	4	66.5 1200m	0:08.41 Overall	1:23.68 [10] (0:08.41)	1:15.27 [6] (0:10.90)	1:04.37 [6] (0:11.37)	0:53.00 [5] (0:11.96)	0:41.04 [5] (0:12.90)	0:28.14 [7] (0:13.24)	0:41.04	+4

Scratched: Super Duck (#3), Tomboy's Spirit (#12), La Vittoria (#14), Mortar (#11), Going To The Sun (#15)

[] Ranking at each section and finish
 -:-:- No data available at this section
 NA No data available

SCN Saddle cloth number
 DNF Did not finish
 DNT Did not track



Toowoomba QLD Professional

Race 2: LIGHTNING SYNDICATIONS BENCHMARK 62 Handicap - 1300m

13 July 2024 - 17:35



Track Rating: Soft 5, Weather: Fine, Rail Position: +1m Entire

Section				200m				Last 600m	
Field Times				0:12.72 (0:12.72)				0:37.70	
Rank	TAB	Horse/Jockey	Barrier	Top Speed [km/h]	Fastest Section	Margin			Distance Travelled [m]
1	8	DRAGON PINS Wayne O'Connell	10	66.5 1200m	0:08.51 Overall	0:12.69 [2] (0:12.69)	1:20.15		0:37.16
2	6	SCRIPT WRITER Luke Tarrant	1	68.6 1200m	0:08.50 Overall	0:12.50 [7] (0:12.50)	1L		0:37.52 -4
3	4	VONZITHER Landan Sykes	6	69.0 1200m	0:08.37 Overall	0:12.96 [1] (0:12.96)	1.2L		0:37.82 +1
4	9	STORMTROOPER Shania Willis	7	69.5 1200m	0:08.27 Overall	0:12.80 [4] (0:12.80)	1.4L		0:37.96 +0
5	2	MR WANDJI Paul Hamblin	15	68.8 1200m	0:08.15 Overall	0:12.94 [3] (0:12.94)	1.6L		0:38.02 -2
6	13	NAUGHTY WORDS Nozi Tomizawa	8	67.5 1200m	0:08.75 Overall	0:12.65 [6] (0:12.65)	1.7L		0:37.46 -2
7	10	MENSA MAESTRO Dan McGillivray	14	66.5 1200m	0:08.40 Overall	0:12.65 [8] (0:12.65)	2.7L		0:37.53 +8
8	7	SUISSE SCANDAL Dylan Bennett	2	68.5 1200m	0:08.21 Overall	0:13.05 [5] (0:13.05)	2.9L		0:38.18 -4
9	1	LIGHTFAST Olivia Webb	13	66.4 1200m	0:08.52 Overall	0:12.74 [9] (0:12.74)	4.9L		0:38.14 +3
10	5	SNEAKY SHARK Jackson Morris	4	66.5 1200m	0:08.41 Overall	0:14.90 [10] (0:14.90)	20.4L		0:41.04 +4

Scratched: Super Duck (#3), Tomboy's Spirit (#12), La Vittoria (#14), Mortar (#11), Going To The Sun (#15)

Report Created: Sat 13 July 2024 17:57 GMT+10 (Note: Timing is based on position data)

Page 2/12

[] Ranking at each section and finish
 -:-:- No data available at this section
 NA No data available

SCN Saddle cloth number
 DNF Did not finish
 DNT Did not track

data processed by TRIPLESDATA



Horse/Jockey Name	Dragon Pins
Final Rank	1
Fastest Section Time (Section)	0:08.51 (Overall)
Top Speed [km/h] (Section)	66.5 (1200m)
Race State	Finished



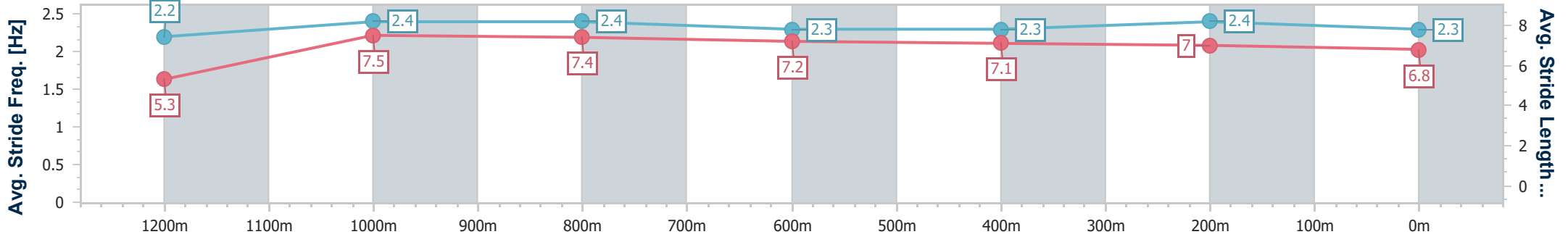
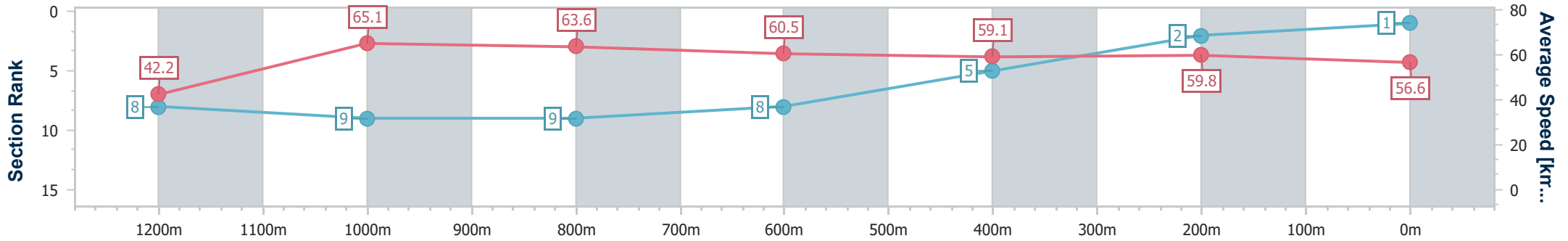
Toowoomba QLD Professional
Race 2: LIGHTNING SYNDICATIONS BENCHMARK 62 Handicap
- 1300m



13 July 2024 - 17:35

Track Rating: Soft 5, Weather: Fine, Rail Position: +1m Entire

Section	Overall	1200m	1000m	800m	600m	400m	200m
Section Times	1:20.15 [1] (0:08.51)	1:11.64 [8] (0:11.09)	1:00.55 [9] (0:11.41)	0:49.14 [9] (0:11.98)	0:37.16 [8] (0:12.33)	0:24.83 [5] (0:12.14)	0:12.69 [2] (0:12.69)
Average Speed [km/h]	42.2	65.1	63.6	60.5	59.1	59.8	56.6
Top Speed [km/h]	63.2	66.5	65.2	62.6	60.9	60.7	59.8
Avg. Dist. to Rail [m]	7.7	2.7	2.3	2.0	2.6	2.3	1.6
Avg. Stride Freq. [Hz]	2.2	2.4	2.4	2.3	2.3	2.4	2.3
Avg. Stride Length [m]	5.3	7.5	7.4	7.2	7.1	7.0	6.8



- [] Ranking at each section and finish
- .-.- No data available at this section
- NA No data available



Horse/Jockey Name	Script Writer
Final Rank	2
Fastest Section Time (Section)	0:08.50 (Overall)
Top Speed [km/h] (Section)	68.6 (1200m)
Race State	Finished



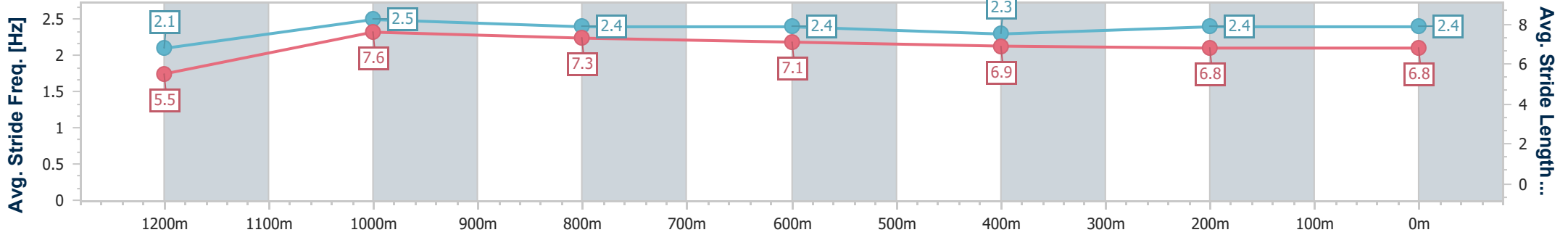
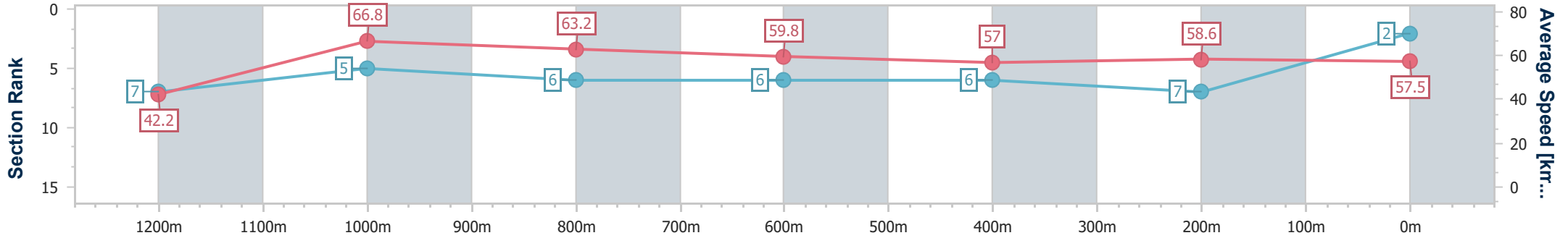
Toowoomba QLD Professional
Race 2: LIGHTNING SYNDICATIONS BENCHMARK 62 Handicap
- 1300m



13 July 2024 - 17:35

Track Rating: Soft 5, Weather: Fine, Rail Position: +1m Entire

Section	Overall	1200m	1000m	800m	600m	400m	200m
Section Times	1:20.34 [2] (0:08.50)	1:11.84 [7] (0:10.78)	1:01.06 [5] (0:11.42)	0:49.64 [6] (0:12.12)	0:37.52 [6] (0:12.68)	0:24.84 [6] (0:12.34)	0:12.50 [7] (0:12.50)
Average Speed [km/h]	42.2	66.8	63.2	59.8	57.0	58.6	57.5
Top Speed [km/h]	64.5	68.6	65.9	61.2	58.9	60.6	58.9
Avg. Dist. to Rail [m]	3.4	0.5	0.7	1.3	0.9	0.9	3.1
Avg. Stride Freq. [Hz]	2.1	2.5	2.4	2.4	2.3	2.4	2.4
Avg. Stride Length [m]	5.5	7.6	7.3	7.1	6.9	6.8	6.8



- [] Ranking at each section and finish
- .-.- No data available at this section
- NA No data available



Horse/Jockey Name	Vonzither
Final Rank	3
Fastest Section Time (Section)	0:08.37 (Overall)
Top Speed [km/h] (Section)	69.0 (1200m)
Race State	Finished



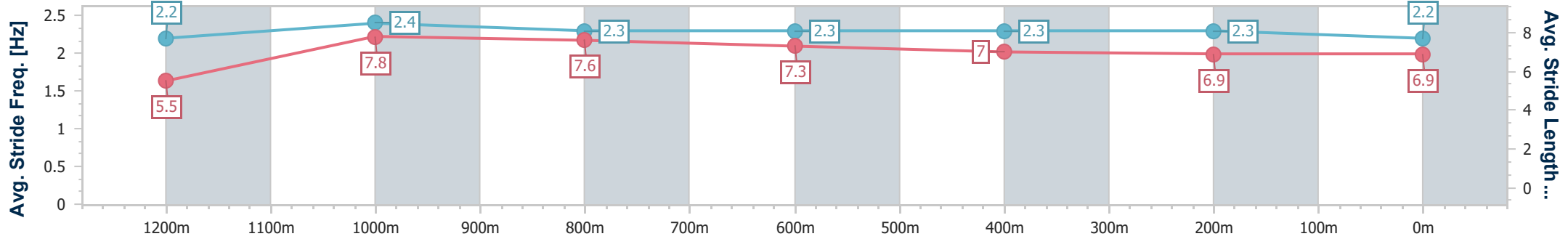
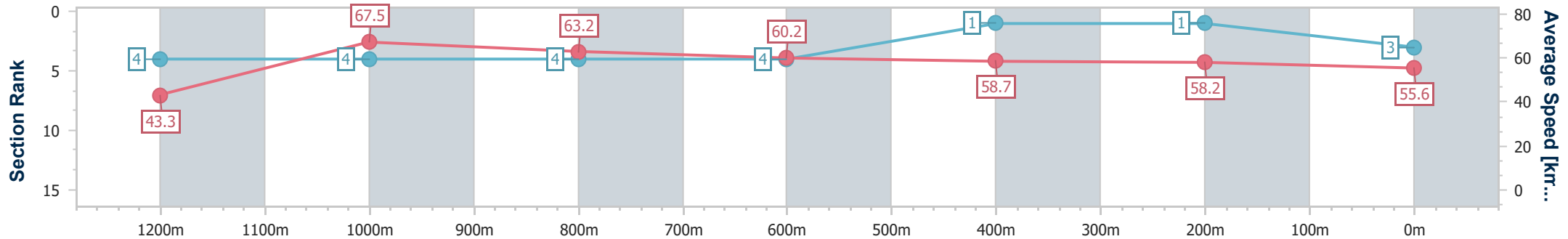
Toowoomba QLD Professional
Race 2: LIGHTNING SYNDICATIONS BENCHMARK 62 Handicap
- 1300m



13 July 2024 - 17:35

Track Rating: Soft 5, Weather: Fine, Rail Position: +1m Entire

Section	Overall	1200m	1000m	800m	600m	400m	200m
Section Times	1:20.39 [3] (0:08.37)	1:12.02 [4] (0:10.68)	1:01.34 [4] (0:11.44)	0:49.90 [4] (0:12.08)	0:37.82 [4] (0:12.42)	0:25.40 [1] (0:12.44)	0:12.96 [1] (0:12.96)
Average Speed [km/h]	43.3	67.5	63.2	60.2	58.7	58.2	55.6
Top Speed [km/h]	64.8	69.0	66.4	61.5	60.0	58.8	57.6
Avg. Dist. to Rail [m]	7.8	2.5	1.5	3.1	2.5	1.7	0.6
Avg. Stride Freq. [Hz]	2.2	2.4	2.3	2.3	2.3	2.3	2.2
Avg. Stride Length [m]	5.5	7.8	7.6	7.3	7.0	6.9	6.9



- [] Ranking at each section and finish
- .-.- No data available at this section
- NA No data available



Horse/Jockey Name	Stormtrooper
Final Rank	4
Fastest Section Time (Section)	0:08.27 (Overall)
Top Speed [km/h] (Section)	69.5 (1200m)
Race State	Finished



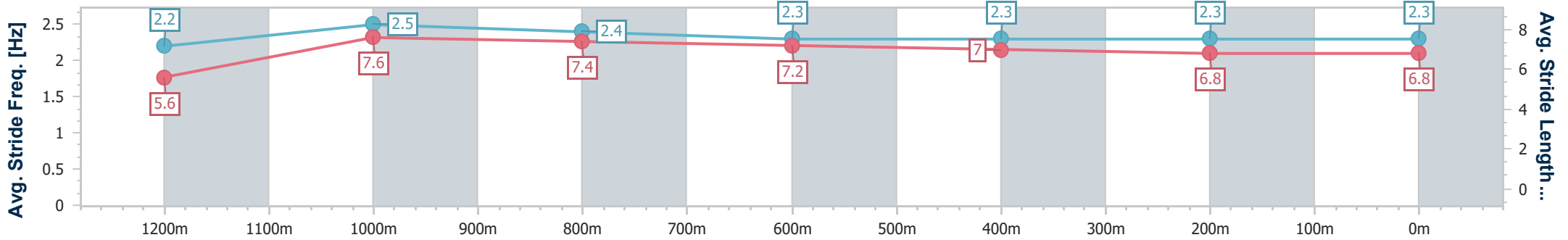
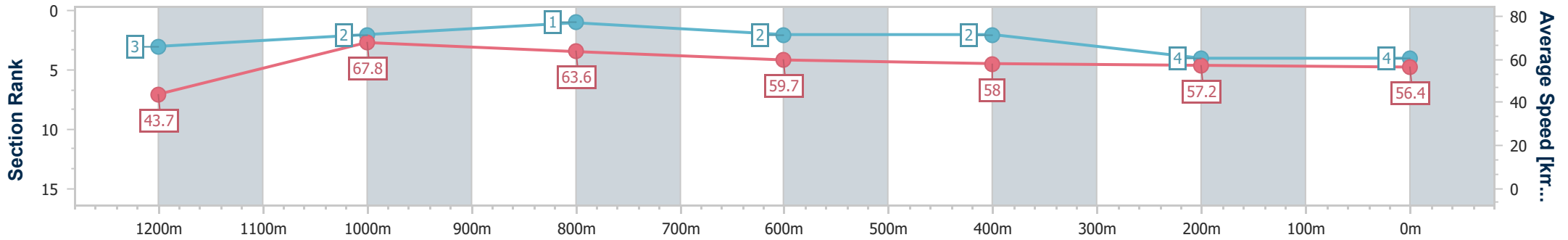
Toowoomba QLD Professional
Race 2: LIGHTNING SYNDICATIONS BENCHMARK 62 Handicap
- 1300m



13 July 2024 - 17:35

Track Rating: Soft 5, Weather: Fine, Rail Position: +1m Entire

Section	Overall	1200m	1000m	800m	600m	400m	200m
Section Times	1:20.43 [4] (0:08.27)	1:12.16 [3] (0:10.63)	1:01.53 [2] (0:11.43)	0:50.10 [1] (0:12.14)	0:37.96 [2] (0:12.58)	0:25.38 [2] (0:12.58)	0:12.80 [4] (0:12.80)
Average Speed [km/h]	43.7	67.8	63.6	59.7	58.0	57.2	56.4
Top Speed [km/h]	65.4	69.5	66.8	61.7	59.0	58.0	57.3
Avg. Dist. to Rail [m]	8.8	4.1	3.3	2.3	2.0	0.8	1.3
Avg. Stride Freq. [Hz]	2.2	2.5	2.4	2.3	2.3	2.3	2.3
Avg. Stride Length [m]	5.6	7.6	7.4	7.2	7.0	6.8	6.8



- [] Ranking at each section and finish
- .-.- No data available at this section
- NA No data available



Horse/Jockey Name	Mr Wandji
Final Rank	5
Fastest Section Time (Section)	0:08.15 (Overall)
Top Speed [km/h] (Section)	68.8 (1200m)
Race State	Finished



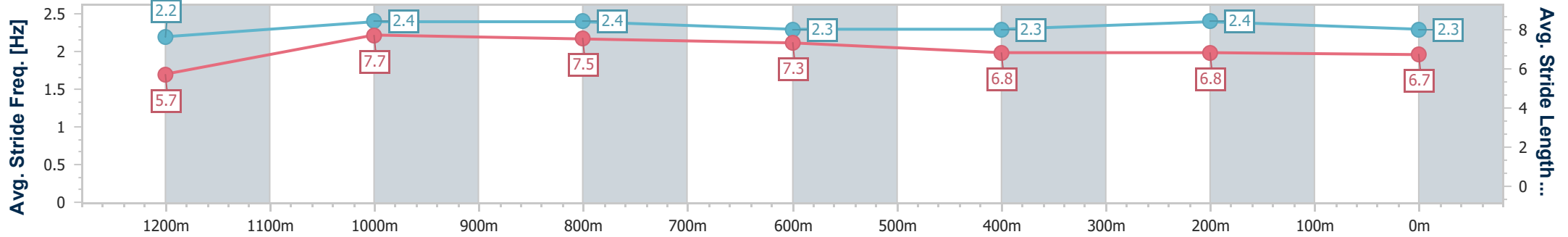
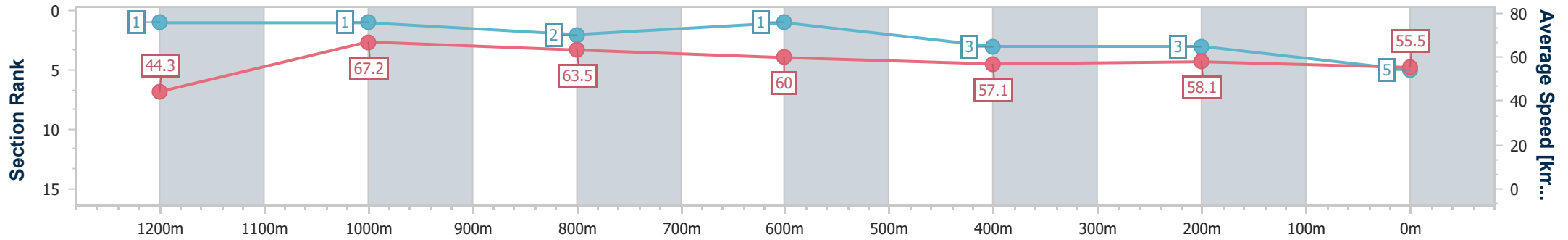
Toowoomba QLD Professional
Race 2: LIGHTNING SYNDICATIONS BENCHMARK 62 Handicap - 1300m



13 July 2024 - 17:35

Track Rating: Soft 5, Weather: Fine, Rail Position: +1m Entire

Section	Overall	1200m	1000m	800m	600m	400m	200m
Section Times	1:20.47 [5] (0:08.15)	1:12.32 [1] (0:10.74)	1:01.58 [1] (0:11.46)	0:50.12 [2] (0:12.10)	0:38.02 [1] (0:12.72)	0:25.30 [3] (0:12.36)	0:12.94 [3] (0:12.94)
Average Speed [km/h]	44.3	67.2	63.5	60.0	57.1	58.1	55.5
Top Speed [km/h]	66.1	68.8	66.4	62.3	59.5	59.6	57.3
Avg. Dist. to Rail [m]	11.1	2.9	3.0	1.6	1.6	1.0	2.0
Avg. Stride Freq. [Hz]	2.2	2.4	2.4	2.3	2.3	2.4	2.3
Avg. Stride Length [m]	5.7	7.7	7.5	7.3	6.8	6.8	6.7



- [] Ranking at each section and finish
- .-.- No data available at this section
- NA No data available



Horse/Jockey Name	Naughty Words
Final Rank	6
Fastest Section Time (Section)	0:08.75 (Overall)
Top Speed [km/h] (Section)	67.5 (1200m)
Race State	Finished



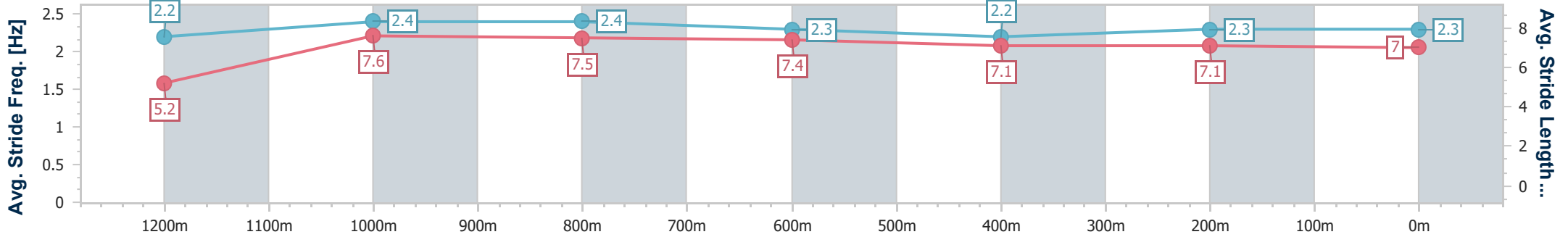
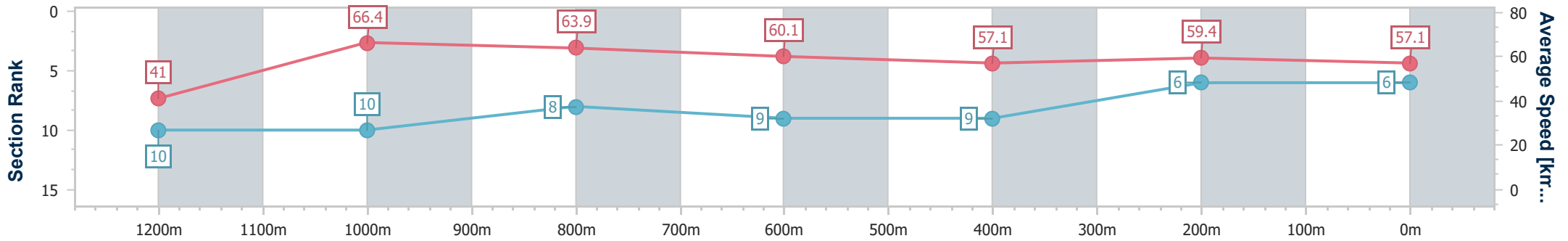
Toowoomba QLD Professional
Race 2: LIGHTNING SYNDICATIONS BENCHMARK 62 Handicap
- 1300m



13 July 2024 - 17:35

Track Rating: Soft 5, Weather: Fine, Rail Position: +1m Entire

Section	Overall	1200m	1000m	800m	600m	400m	200m
Section Times	1:20.48 [6] (0:08.75)	1:11.73 [10] (0:10.87)	1:00.86 [10] (0:11.32)	0:49.54 [8] (0:12.08)	0:37.46 [9] (0:12.65)	0:24.81 [9] (0:12.16)	0:12.65 [6] (0:12.65)
Average Speed [km/h]	41.0	66.4	63.9	60.1	57.1	59.4	57.1
Top Speed [km/h]	62.7	67.5	66.6	60.7	58.7	60.5	58.9
Avg. Dist. to Rail [m]	7.7	2.3	2.0	0.7	1.4	2.0	4.4
Avg. Stride Freq. [Hz]	2.2	2.4	2.4	2.3	2.2	2.3	2.3
Avg. Stride Length [m]	5.2	7.6	7.5	7.4	7.1	7.1	7.0



- [] Ranking at each section and finish
- .-.- No data available at this section
- NA No data available



Horse/Jockey Name	Mensa Maestro
Final Rank	7
Fastest Section Time (Section)	0:08.40 (Overall)
Top Speed [km/h] (Section)	66.5 (1200m)
Race State	Finished



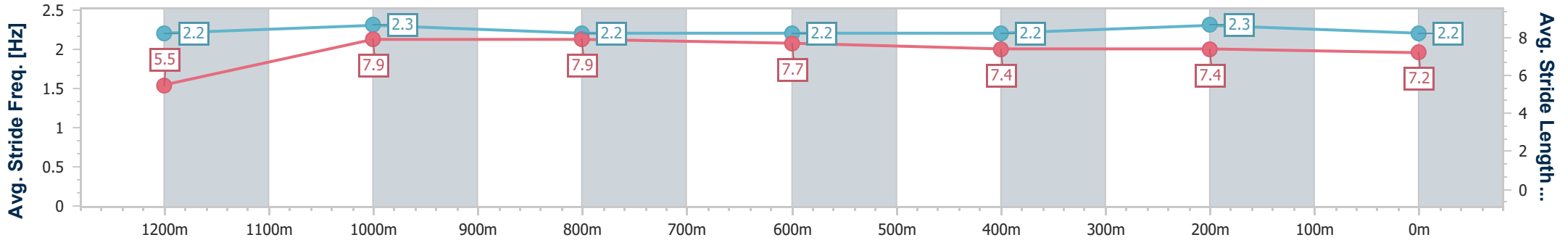
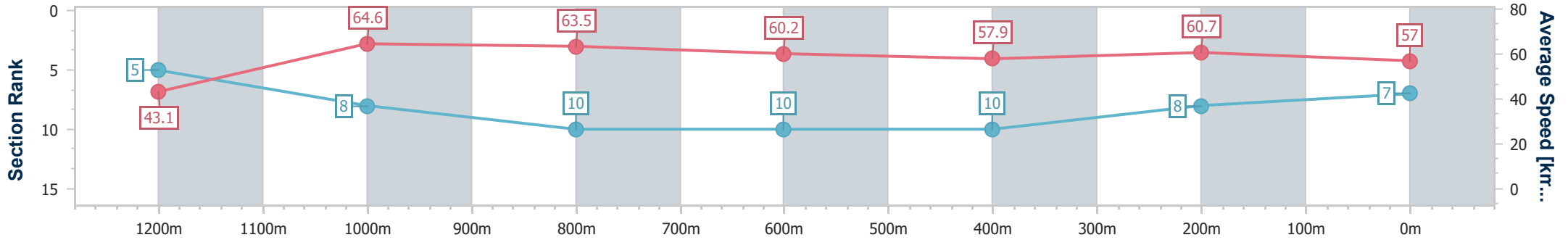
Toowoomba QLD Professional
Race 2: LIGHTNING SYNDICATIONS BENCHMARK 62 Handicap
- 1300m



13 July 2024 - 17:35

Track Rating: Soft 5, Weather: Fine, Rail Position: +1m Entire

Section	Overall	1200m	1000m	800m	600m	400m	200m
Section Times	1:20.65 [7] (0:08.40)	1:12.25 [5] (0:11.18)	1:01.07 [8] (0:11.45)	0:49.62 [10] (0:12.09)	0:37.53 [10] (0:12.83)	0:24.70 [10] (0:12.05)	0:12.65 [8] (0:12.65)
Average Speed [km/h]	43.1	64.6	63.5	60.2	57.9	60.7	57.0
Top Speed [km/h]	62.5	66.5	64.0	61.9	60.7	61.9	59.7
Avg. Dist. to Rail [m]	11.1	6.5	2.9	3.0	6.1	5.2	6.4
Avg. Stride Freq. [Hz]	2.2	2.3	2.2	2.2	2.2	2.3	2.2
Avg. Stride Length [m]	5.5	7.9	7.9	7.7	7.4	7.4	7.2



- [] Ranking at each section and finish
- .-.- No data available at this section
- NA No data available



Horse/Jockey Name	Suisse Scandal
Final Rank	8
Fastest Section Time (Section)	0:08.21 (Overall)
Top Speed [km/h] (Section)	68.5 (1200m)
Race State	Finished



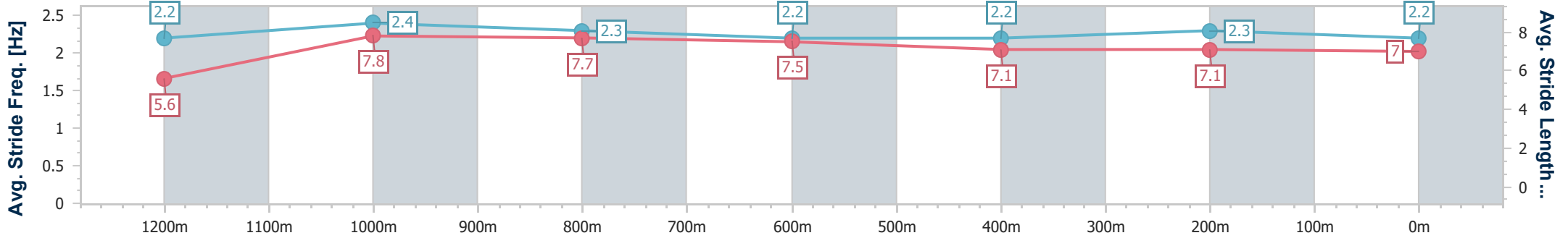
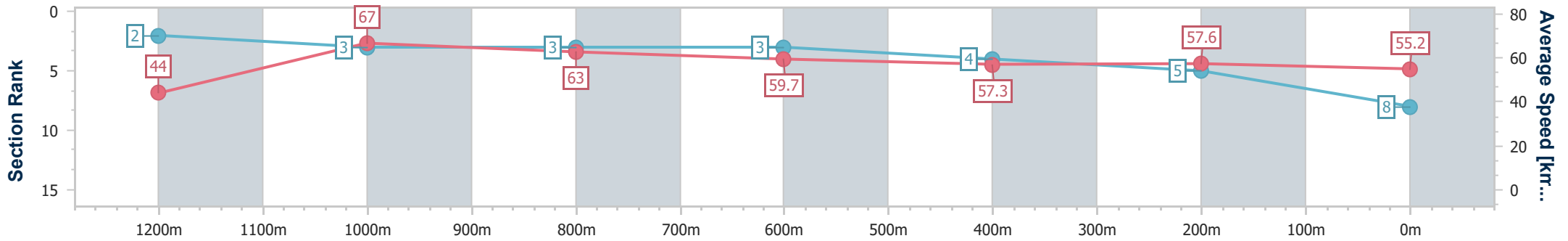
Toowoomba QLD Professional
Race 2: LIGHTNING SYNDICATIONS BENCHMARK 62 Handicap
- 1300m



13 July 2024 - 17:35

Track Rating: Soft 5, Weather: Fine, Rail Position: +1m Entire

Section	Overall	1200m	1000m	800m	600m	400m	200m
Section Times	1:20.69 [8] (0:08.21)	1:12.48 [2] (0:10.70)	1:01.78 [3] (0:11.46)	0:50.32 [3] (0:12.14)	0:38.18 [3] (0:12.69)	0:25.49 [4] (0:12.44)	0:13.05 [5] (0:13.05)
Average Speed [km/h]	44.0	67.0	63.0	59.7	57.3	57.6	55.2
Top Speed [km/h]	65.5	68.5	65.6	61.1	58.3	58.5	56.8
Avg. Dist. to Rail [m]	2.7	0.5	0.9	1.2	1.6	0.5	0.6
Avg. Stride Freq. [Hz]	2.2	2.4	2.3	2.2	2.2	2.3	2.2
Avg. Stride Length [m]	5.6	7.8	7.7	7.5	7.1	7.1	7.0



- [] Ranking at each section and finish
- .-.- No data available at this section
- NA No data available



Horse/Jockey Name	Lightfast
Final Rank	9
Fastest Section Time (Section)	0:08.52 (Overall)
Top Speed [km/h] (Section)	66.4 (1200m)
Race State	Finished



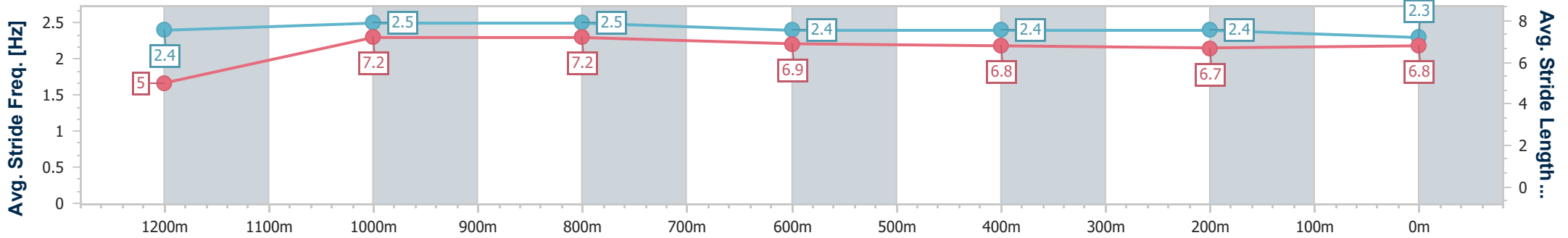
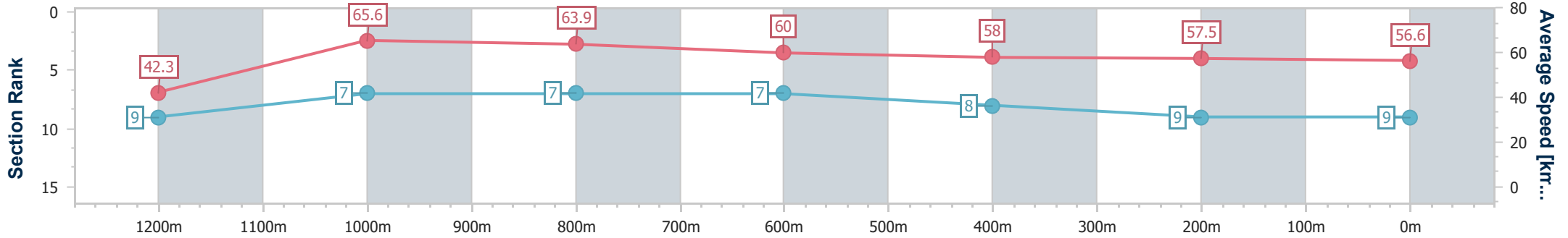
Toowoomba QLD Professional
Race 2: LIGHTNING SYNDICATIONS BENCHMARK 62 Handicap
- 1300m



13 July 2024 - 17:35

Track Rating: Soft 5, Weather: Fine, Rail Position: +1m Entire

Section	Overall	1200m	1000m	800m	600m	400m	200m
Section Times	1:21.05 [9] (0:08.52)	1:12.53 [9] (0:11.00)	1:01.53 [7] (0:11.30)	0:50.23 [7] (0:12.09)	0:38.14 [7] (0:12.73)	0:25.41 [8] (0:12.67)	0:12.74 [9] (0:12.74)
Average Speed [km/h]	42.3	65.6	63.9	60.0	58.0	57.5	56.6
Top Speed [km/h]	64.9	66.4	65.5	61.8	59.7	59.0	57.4
Avg. Dist. to Rail [m]	10.3	4.2	1.0	2.3	4.5	3.8	5.3
Avg. Stride Freq. [Hz]	2.4	2.5	2.5	2.4	2.4	2.4	2.3
Avg. Stride Length [m]	5.0	7.2	7.2	6.9	6.8	6.7	6.8



- [] Ranking at each section and finish
- .-.- No data available at this section
- NA No data available



Horse/Jockey Name	Sneaky Shark
Final Rank	10
Fastest Section Time (Section)	0:08.41 (Overall)
Top Speed [km/h] (Section)	66.5 (1200m)
Race State	Finished



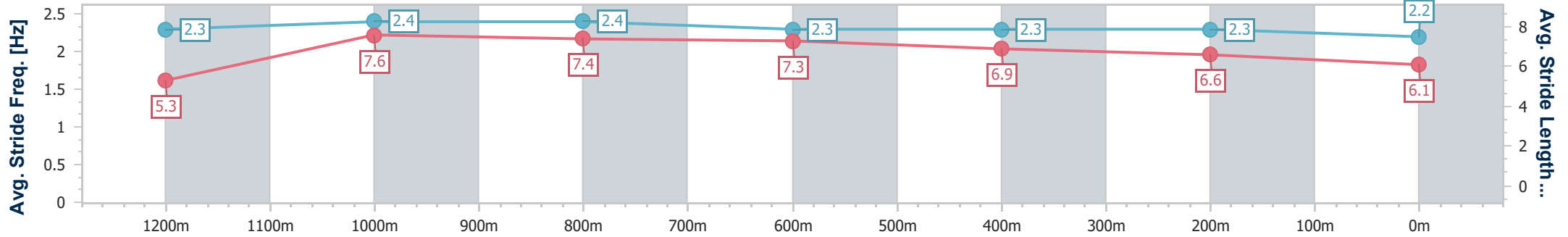
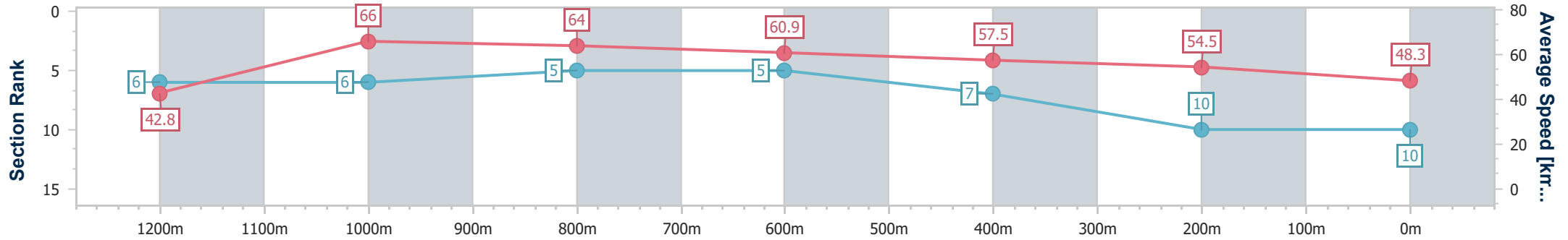
Toowoomba QLD Professional
Race 2: LIGHTNING SYNDICATIONS BENCHMARK 62 Handicap
- 1300m



13 July 2024 - 17:35

Track Rating: Soft 5, Weather: Fine, Rail Position: +1m Entire

Section	Overall	1200m	1000m	800m	600m	400m	200m
Section Times	1:23.68 [10] (0:08.41)	1:15.27 [6] (0:10.90)	1:04.37 [6] (0:11.37)	0:53.00 [5] (0:11.96)	0:41.04 [5] (0:12.90)	0:28.14 [7] (0:13.24)	0:14.90 [10] (0:14.90)
Average Speed [km/h]	42.8	66.0	64.0	60.9	57.5	54.5	48.3
Top Speed [km/h]	64.4	66.5	65.5	62.1	59.4	56.7	52.3
Avg. Dist. to Rail [m]	4.8	2.7	2.4	2.5	5.9	1.1	1.0
Avg. Stride Freq. [Hz]	2.3	2.4	2.4	2.3	2.3	2.3	2.2
Avg. Stride Length [m]	5.3	7.6	7.4	7.3	6.9	6.6	6.1



- [] Ranking at each section and finish
- .-.- No data available at this section
- NA No data available