



Toowoomba QLD Professional

Race 5: HIGHFIELDS BUILDER BENCHMARK 60 Handicap - 870m

13 July 2024 - 19:26



Track Rating: Soft 5, Weather: Fine, Rail Position: +1m Entire

Section		Overall									Last 600m		
Field Times		0:51.89 (0:06.11)									0:34.90		
		800m			600m			400m			200m		
		0:45.78 (0:10.88)			0:34.90 (0:11.14)			0:23.76 (0:11.61)			0:12.15 (0:12.15)		
Rank	TAB	Horse/Jockey	Barrier	Top Speed [km/h]	Fastest Section	Overall	800m	600m	400m	200m	Margin	Distance Travelled [m]	
1	4	UCHI Dylan Bennett	6	68.9 800m	0:06.30 Overall	0:51.89 [1] (0:06.30)	0:45.59 [6] (0:10.70)	0:34.89 [2] (0:11.13)	0:23.76 [1] (0:11.61)	0:12.15 [1] (0:12.15)	0:51.89	0:34.89	
2	7	SO EXTRA Stacey Callow	2	67.3 800m	0:06.36 Overall	0:51.97 [2] (0:06.36)	0:45.61 [9] (0:10.94)	0:34.67 [8] (0:11.06)	0:23.61 [5] (0:11.58)	0:12.03 [5] (0:12.03)	0.4L	0:34.67 -7	
3	8	ON THE TARGET Georgina Cartwright	4	69.4 600m	0:06.15 Overall	0:51.99 [3] (0:06.15)	0:45.84 [3] (0:10.84)	0:35.00 [1] (0:11.21)	0:23.79 [3] (0:11.72)	0:12.07 [3] (0:12.07)	0.5L	0:35.00 -2	
4	10	MY ONE Wayne O'Connell	1	66.7 800m	0:06.25 Overall	0:52.11 [4] (0:06.25)	0:45.86 [4] (0:11.24)	0:34.62 [10] (0:11.26)	0:23.36 [10] (0:11.38)	0:11.98 [8] (0:11.98)	1L	0:34.62 -4	
5	11	MR EVANS Alisha Donald	7	68.8 800m	0:06.11 Overall	0:52.16 [5] (0:06.11)	0:46.05 [1] (0:10.93)	0:35.12 [3] (0:11.21)	0:23.91 [4] (0:11.52)	0:12.39 [2] (0:12.39)	1.2L	0:35.12 +2	
6	3	SZABO Luke Tarrant	8	68.8 800m	0:06.28 Overall	0:52.22 [6] (0:06.28)	0:45.94 [5] (0:10.96)	0:34.98 [7] (0:11.14)	0:23.84 [6] (0:11.57)	0:12.27 [6] (0:12.27)	1.5L	0:34.98 +1	
7	5	PULL THE TAIL Shania Willis	3	69.3 800m	0:06.32 Overall	0:52.41 [7] (0:06.32)	0:46.09 [8] (0:10.73)	0:35.36 [5] (0:11.13)	0:24.23 [2] (0:11.76)	0:12.47 [4] (0:12.47)	2.5L	0:35.36 -7	
8	2	PALAZZO SPIRIT Olivia Webb	5	67.9 600m	0:06.30 Overall	0:52.42 [8] (0:06.30)	0:46.12 [7] (0:11.03)	0:35.09 [9] (0:11.08)	0:24.01 [7] (0:11.64)	0:12.37 [7] (0:12.37)	2.6L	0:35.09 -3	
9	1	SUNIKI Dan McGillivray	11	67.2 800m	0:06.13 Overall	0:52.83 [9] (0:06.13)	0:46.70 [2] (0:11.10)	0:35.60 [6] (0:11.39)	0:24.21 [9] (0:11.74)	0:12.47 [9] (0:12.47)	4.9L	0:35.60 +4	
10	6	RUNAROUND SUE Landan Sykes	9	71.3 800m	0:06.48 Overall	0:54.19 [10] (0:06.48)	0:47.71 [10] (0:10.56)	0:37.15 [4] (0:11.46)	0:25.69 [8] (0:12.37)	0:13.32 [10] (0:13.32)	12.7L	0:37.15 +6	

Scratched: Prince Of Marakesh (#9)



Horse/Jockey Name	Uchi
Final Rank	1
Fastest Section Time (Section)	0:06.30 (Overall)
Top Speed [km/h] (Section)	68.9 (800m)
Race State	Finished



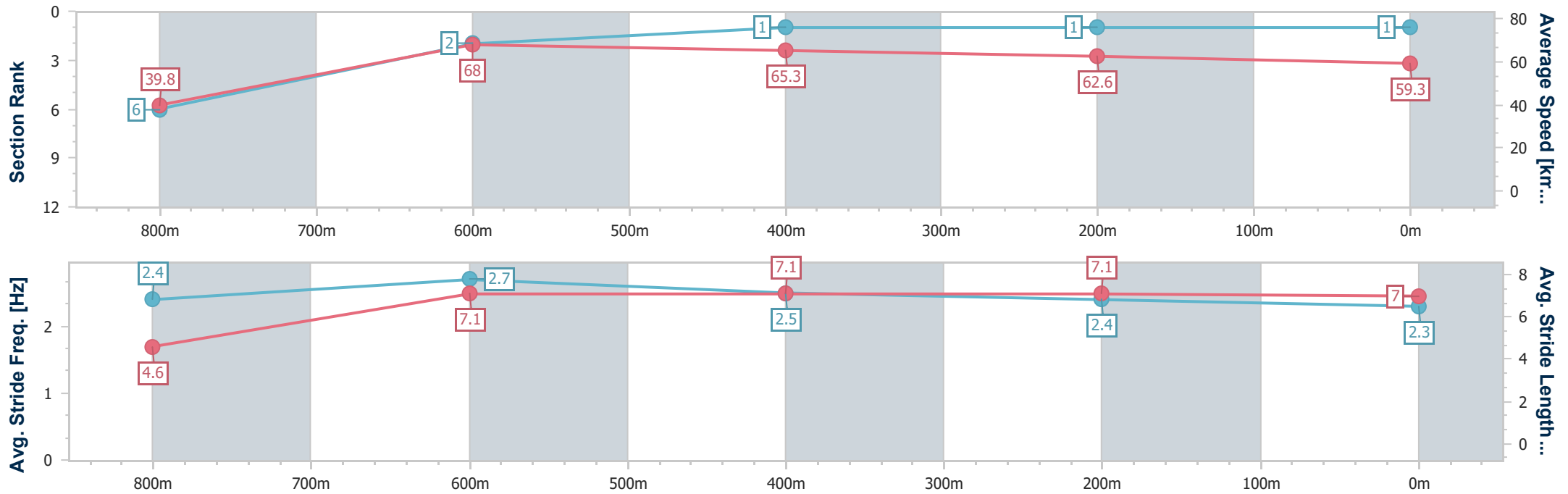
Toowoomba QLD Professional
Race 5: HIGHFIELDS BUILDER BENCHMARK 60 Handicap - 870m



13 July 2024 - 19:26

Track Rating: Soft 5, Weather: Fine, Rail Position: +1m Entire

Section	Overall	800m	600m	400m	200m
Section Times	0:51.89 [1] (0:06.30)	0:45.59 [6] (0:10.70)	0:34.89 [2] (0:11.13)	0:23.76 [1] (0:11.61)	0:12.15 [1] (0:12.15)
Average Speed [km/h]	39.8	68.0	65.3	62.6	59.3
Top Speed [km/h]	64.1	68.9	67.9	63.7	62.2
Avg. Dist. to Rail [m]	2.7	3.0	2.4	2.3	2.3
Avg. Stride Freq. [Hz]	2.4	2.7	2.5	2.4	2.3
Avg. Stride Length [m]	4.6	7.1	7.1	7.1	7.0



- [] Ranking at each section and finish
- .-.- No data available at this section
- NA No data available



Horse/Jockey Name	So Extra
Final Rank	2
Fastest Section Time (Section)	0:06.36 (Overall)
Top Speed [km/h] (Section)	67.3 (800m)
Race State	Finished



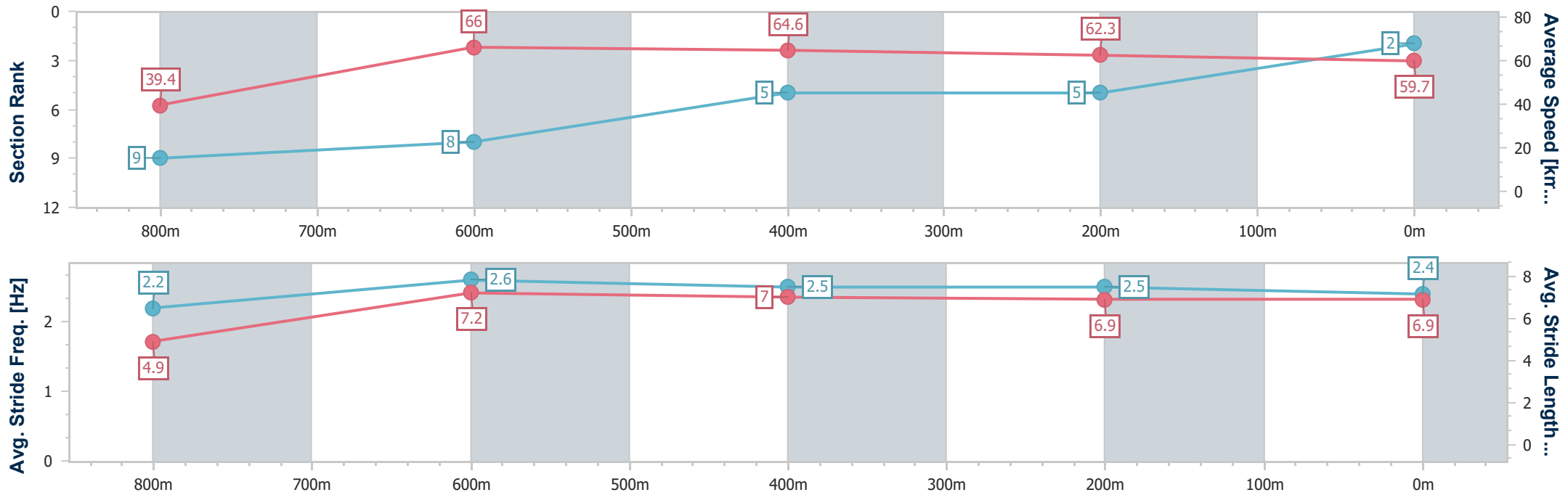
Toowoomba QLD Professional
 Race 5: HIGHFIELDS BUILDER BENCHMARK 60 Handicap - 870m



13 July 2024 - 19:26

Track Rating: Soft 5, Weather: Fine, Rail Position: +1m Entire

Section	Overall	800m	600m	400m	200m
Section Times	0:51.97 [2] (0:06.36)	0:45.61 [9] (0:10.94)	0:34.67 [8] (0:11.06)	0:23.61 [5] (0:11.58)	0:12.03 [5] (0:12.03)
Average Speed [km/h]	39.4	66.0	64.6	62.3	59.7
Top Speed [km/h]	62.2	67.3	66.1	64.1	61.8
Avg. Dist. to Rail [m]	0.7	0.6	0.6	0.4	0.6
Avg. Stride Freq. [Hz]	2.2	2.6	2.5	2.5	2.4
Avg. Stride Length [m]	4.9	7.2	7.0	6.9	6.9



- [] Ranking at each section and finish
- .-.- No data available at this section
- NA No data available



Horse/Jockey Name	On The Target
Final Rank	3
Fastest Section Time (Section)	0:06.15 (Overall)
Top Speed [km/h] (Section)	69.4 (600m)
Race State	Finished



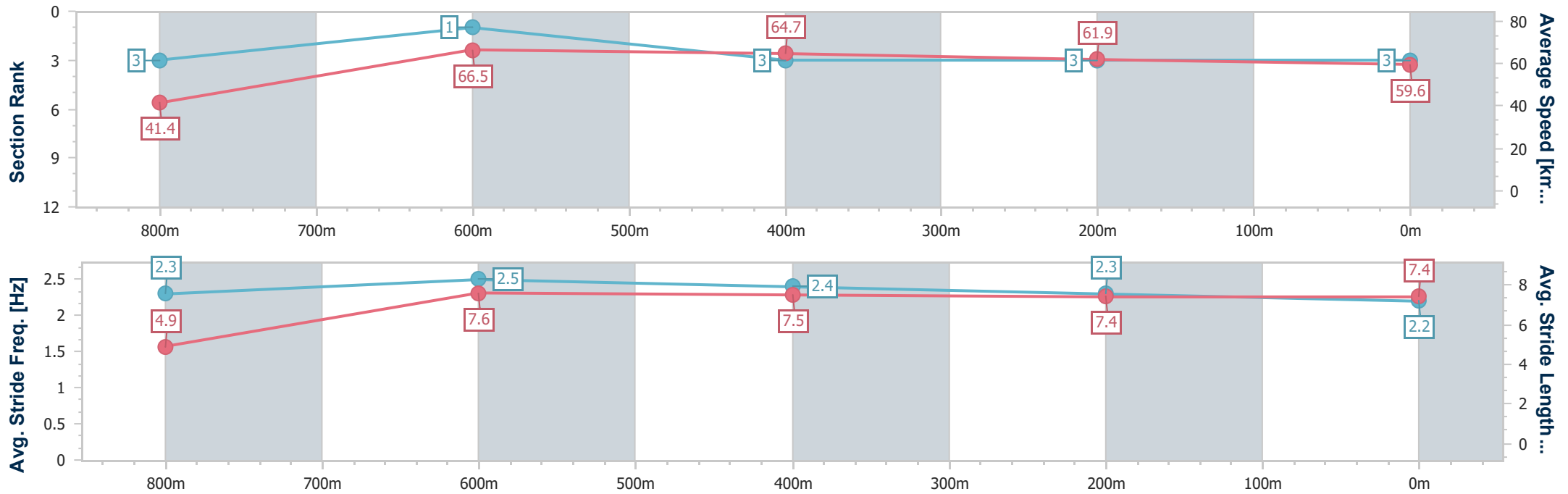
Toowoomba QLD Professional
Race 5: HIGHFIELDS BUILDER BENCHMARK 60 Handicap - 870m



13 July 2024 - 19:26

Track Rating: Soft 5, Weather: Fine, Rail Position: +1m Entire

Section	Overall	800m	600m	400m	200m
Section Times	0:51.99 [3] (0:06.15)	0:45.84 [3] (0:10.84)	0:35.00 [1] (0:11.21)	0:23.79 [3] (0:11.72)	0:12.07 [3] (0:12.07)
Average Speed [km/h]	41.4	66.5	64.7	61.9	59.6
Top Speed [km/h]	63.6	69.3	69.4	62.8	61.2
Avg. Dist. to Rail [m]	1.6	1.7	1.9	1.1	0.7
Avg. Stride Freq. [Hz]	2.3	2.5	2.4	2.3	2.2
Avg. Stride Length [m]	4.9	7.6	7.5	7.4	7.4



- [] Ranking at each section and finish
- .-.- No data available at this section
- NA No data available



Horse/Jockey Name	My One
Final Rank	4
Fastest Section Time (Section)	0:06.25 (Overall)
Top Speed [km/h] (Section)	66.7 (800m)
Race State	Finished



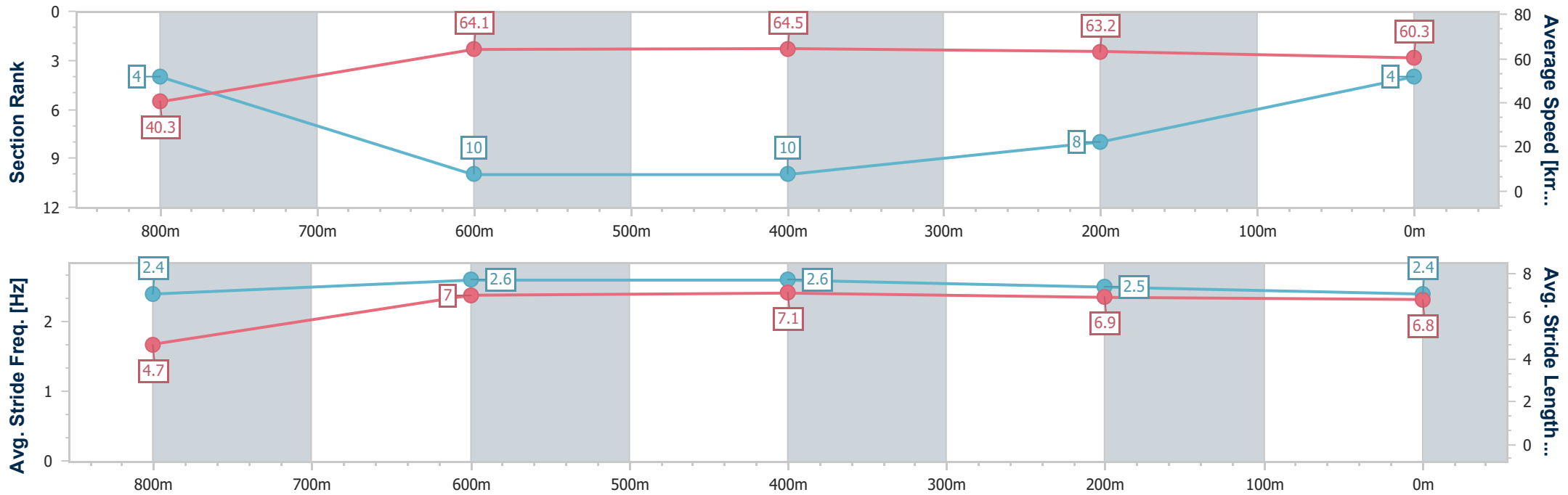
Toowoomba QLD Professional
Race 5: HIGHFIELDS BUILDER BENCHMARK 60 Handicap - 870m



13 July 2024 - 19:26

Track Rating: Soft 5, Weather: Fine, Rail Position: +1m Entire

Section	Overall	800m	600m	400m	200m
Section Times	0:52.11 [4] (0:06.25)	0:45.86 [4] (0:11.24)	0:34.62 [10] (0:11.26)	0:23.36 [10] (0:11.38)	0:11.98 [8] (0:11.98)
Average Speed [km/h]	40.3	64.1	64.5	63.2	60.3
Top Speed [km/h]	59.6	66.7	66.3	64.3	62.4
Avg. Dist. to Rail [m]	0.7	1.1	1.3	0.4	0.7
Avg. Stride Freq. [Hz]	2.4	2.6	2.6	2.5	2.4
Avg. Stride Length [m]	4.7	7.0	7.1	6.9	6.8



- [] Ranking at each section and finish
- .-.- No data available at this section
- NA No data available



Horse/Jockey Name	Mr Evans
Final Rank	5
Fastest Section Time (Section)	0:06.11 (Overall)
Top Speed [km/h] (Section)	68.8 (800m)
Race State	Finished



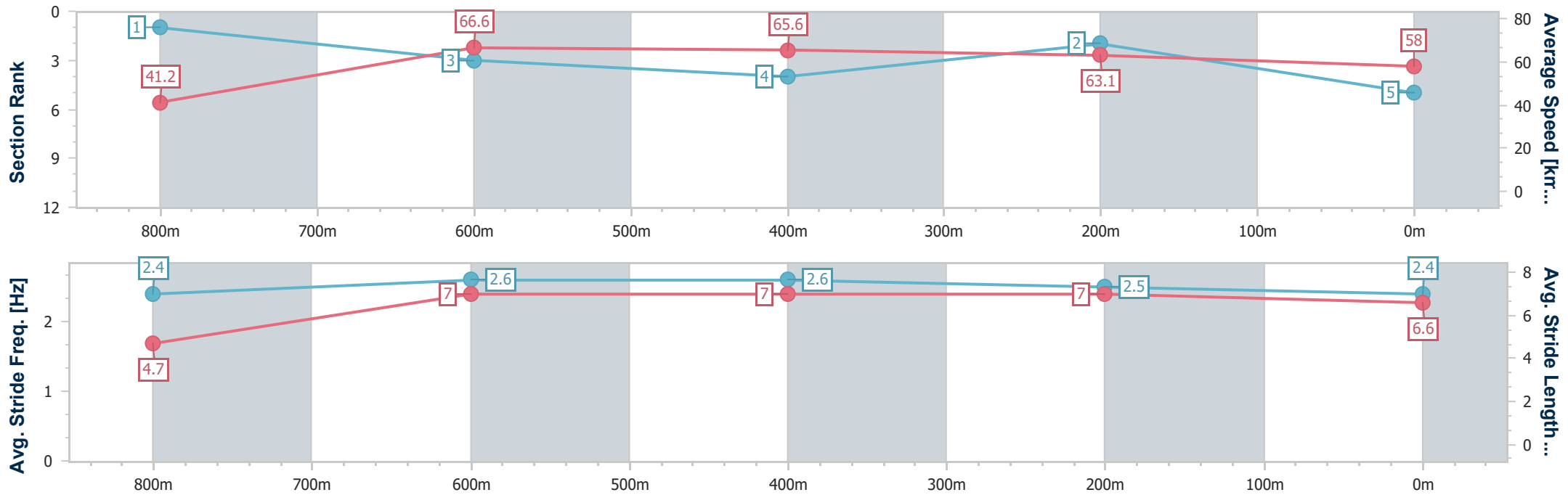
Toowoomba QLD Professional
Race 5: HIGHFIELDS BUILDER BENCHMARK 60 Handicap - 870m



13 July 2024 - 19:26

Track Rating: Soft 5, Weather: Fine, Rail Position: +1m Entire

Section	Overall	800m	600m	400m	200m
Section Times	0:52.16 [5] (0:06.11)	0:46.05 [1] (0:10.93)	0:35.12 [3] (0:11.21)	0:23.91 [4] (0:11.52)	0:12.39 [2] (0:12.39)
Average Speed [km/h]	41.2	66.6	65.6	63.1	58.0
Top Speed [km/h]	61.3	68.8	68.7	65.0	60.9
Avg. Dist. to Rail [m]	5.5	5.1	4.1	3.0	3.1
Avg. Stride Freq. [Hz]	2.4	2.6	2.6	2.5	2.4
Avg. Stride Length [m]	4.7	7.0	7.0	7.0	6.6



- [] Ranking at each section and finish
- .-.- No data available at this section
- NA No data available



Horse/Jockey Name	Szabo
Final Rank	6
Fastest Section Time (Section)	0:06.28 (Overall)
Top Speed [km/h] (Section)	68.8 (800m)
Race State	Finished



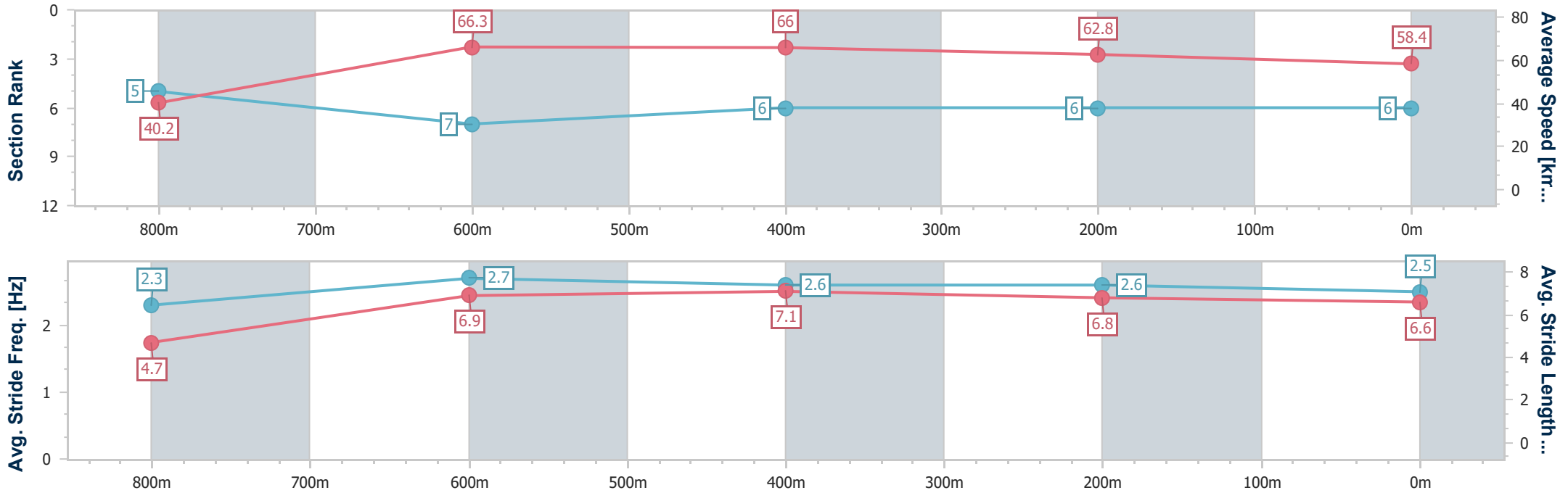
Toowoomba QLD Professional
Race 5: HIGHFIELDS BUILDER BENCHMARK 60 Handicap - 870m



13 July 2024 - 19:26

Track Rating: Soft 5, Weather: Fine, Rail Position: +1m Entire

Section	Overall	800m	600m	400m	200m
Section Times	0:52.22 [6] (0:06.28)	0:45.94 [5] (0:10.96)	0:34.98 [7] (0:11.14)	0:23.84 [6] (0:11.57)	0:12.27 [6] (0:12.27)
Average Speed [km/h]	40.2	66.3	66.0	62.8	58.4
Top Speed [km/h]	63.1	68.8	68.6	65.1	61.6
Avg. Dist. to Rail [m]	6.9	5.6	3.5	3.3	4.9
Avg. Stride Freq. [Hz]	2.3	2.7	2.6	2.6	2.5
Avg. Stride Length [m]	4.7	6.9	7.1	6.8	6.6



- [] Ranking at each section and finish
- .-.- No data available at this section
- NA No data available



Horse/Jockey Name	Pull The Tail
Final Rank	7
Fastest Section Time (Section)	0:06.32 (Overall)
Top Speed [km/h] (Section)	69.3 (800m)
Race State	Finished



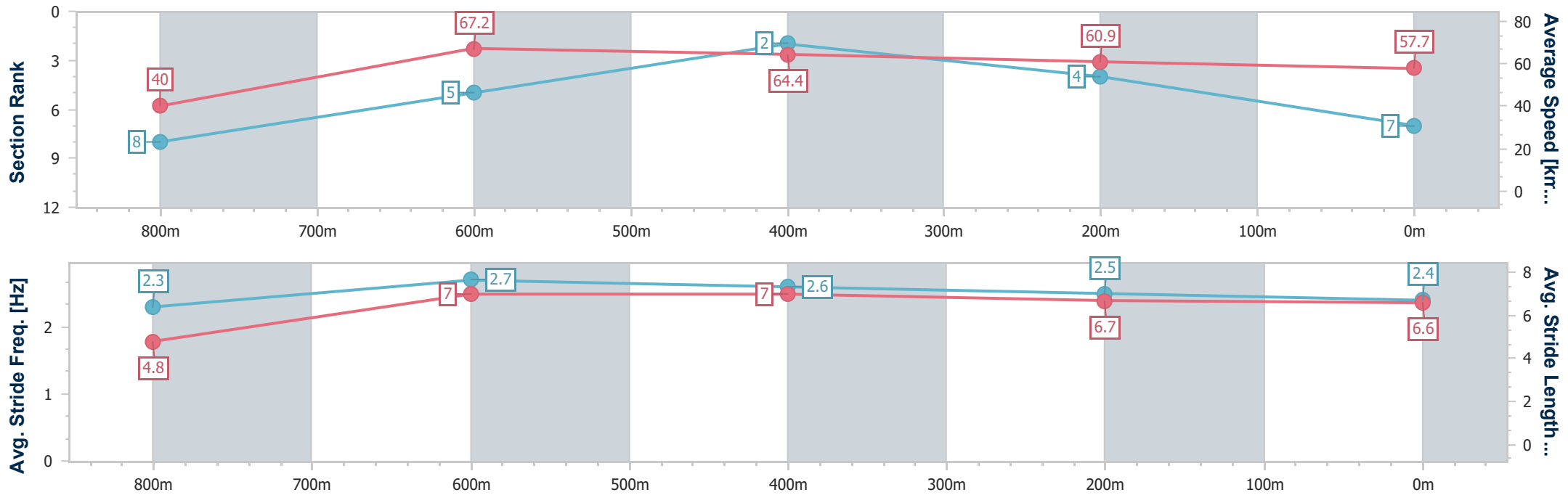
Toowoomba QLD Professional
Race 5: HIGHFIELDS BUILDER BENCHMARK 60 Handicap - 870m



13 July 2024 - 19:26

Track Rating: Soft 5, Weather: Fine, Rail Position: +1m Entire

Section	Overall	800m	600m	400m	200m
Section Times	0:52.41 [7] (0:06.32)	0:46.09 [8] (0:10.73)	0:35.36 [5] (0:11.13)	0:24.23 [2] (0:11.76)	0:12.47 [4] (0:12.47)
Average Speed [km/h]	40.0	67.2	64.4	60.9	57.7
Top Speed [km/h]	62.3	69.3	67.5	62.3	60.3
Avg. Dist. to Rail [m]	0.9	1.1	0.3	1.2	1.8
Avg. Stride Freq. [Hz]	2.3	2.7	2.6	2.5	2.4
Avg. Stride Length [m]	4.8	7.0	7.0	6.7	6.6



- [] Ranking at each section and finish
- .-.- No data available at this section
- NA No data available



Horse/Jockey Name	Palazzo Spirit
Final Rank	8
Fastest Section Time (Section)	0:06.30 (Overall)
Top Speed [km/h] (Section)	67.9 (600m)
Race State	Finished



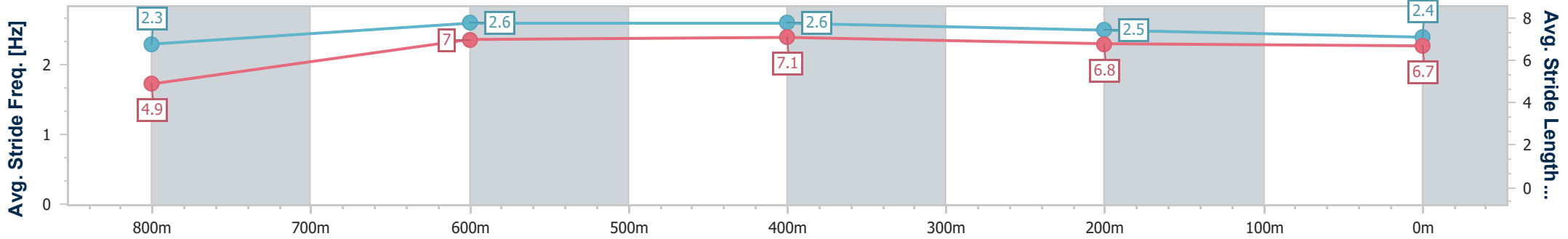
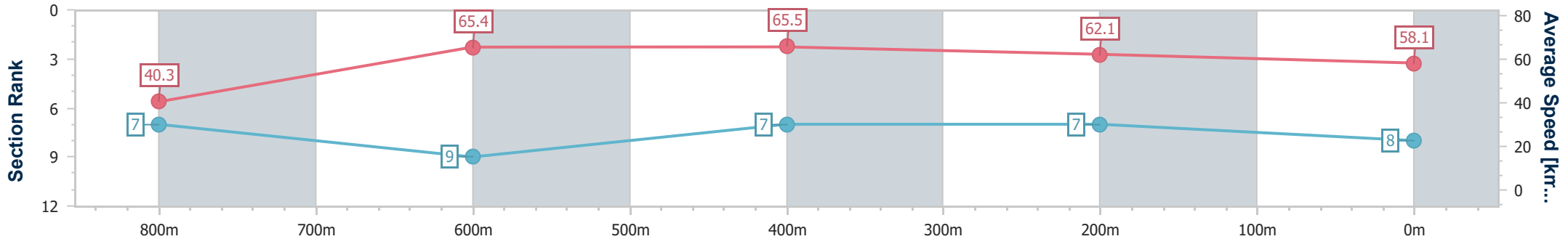
Toowoomba QLD Professional
Race 5: HIGHFIELDS BUILDER BENCHMARK 60 Handicap - 870m



13 July 2024 - 19:26

Track Rating: Soft 5, Weather: Fine, Rail Position: +1m Entire

Section	Overall	800m	600m	400m	200m
Section Times	0:52.42 [8] (0:06.30)	0:46.12 [7] (0:11.03)	0:35.09 [9] (0:11.08)	0:24.01 [7] (0:11.64)	0:12.37 [7] (0:12.37)
Average Speed [km/h]	40.3	65.4	65.5	62.1	58.1
Top Speed [km/h]	61.6	67.9	67.9	63.3	62.2
Avg. Dist. to Rail [m]	2.9	3.1	0.9	1.6	2.1
Avg. Stride Freq. [Hz]	2.3	2.6	2.6	2.5	2.4
Avg. Stride Length [m]	4.9	7.0	7.1	6.8	6.7



- [] Ranking at each section and finish
- .-.- No data available at this section
- NA No data available



Horse/Jockey Name	Suniki
Final Rank	9
Fastest Section Time (Section)	0:06.13 (Overall)
Top Speed [km/h] (Section)	67.2 (800m)
Race State	Finished



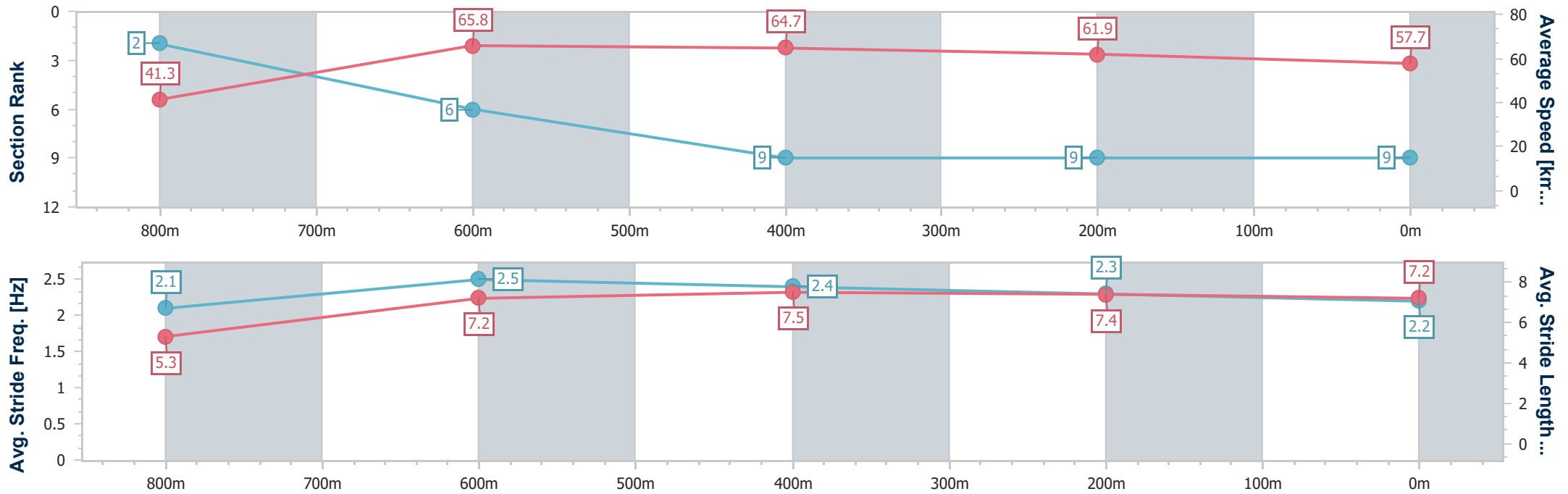
Toowoomba QLD Professional
Race 5: HIGHFIELDS BUILDER BENCHMARK 60 Handicap - 870m



13 July 2024 - 19:26

Track Rating: Soft 5, Weather: Fine, Rail Position: +1m Entire

Section	Overall	800m	600m	400m	200m
Section Times	0:52.83 [9] (0:06.13)	0:46.70 [2] (0:11.10)	0:35.60 [6] (0:11.39)	0:24.21 [9] (0:11.74)	0:12.47 [9] (0:12.47)
Average Speed [km/h]	41.3	65.8	64.7	61.9	57.7
Top Speed [km/h]	62.7	67.2	66.9	63.2	59.8
Avg. Dist. to Rail [m]	8.1	8.0	4.8	2.4	3.6
Avg. Stride Freq. [Hz]	2.1	2.5	2.4	2.3	2.2
Avg. Stride Length [m]	5.3	7.2	7.5	7.4	7.2



- [] Ranking at each section and finish
- .-.- No data available at this section
- NA No data available



Horse/Jockey Name	Runaround Sue
Final Rank	10
Fastest Section Time (Section)	0:06.48 (Overall)
Top Speed [km/h] (Section)	71.3 (800m)
Race State	Finished



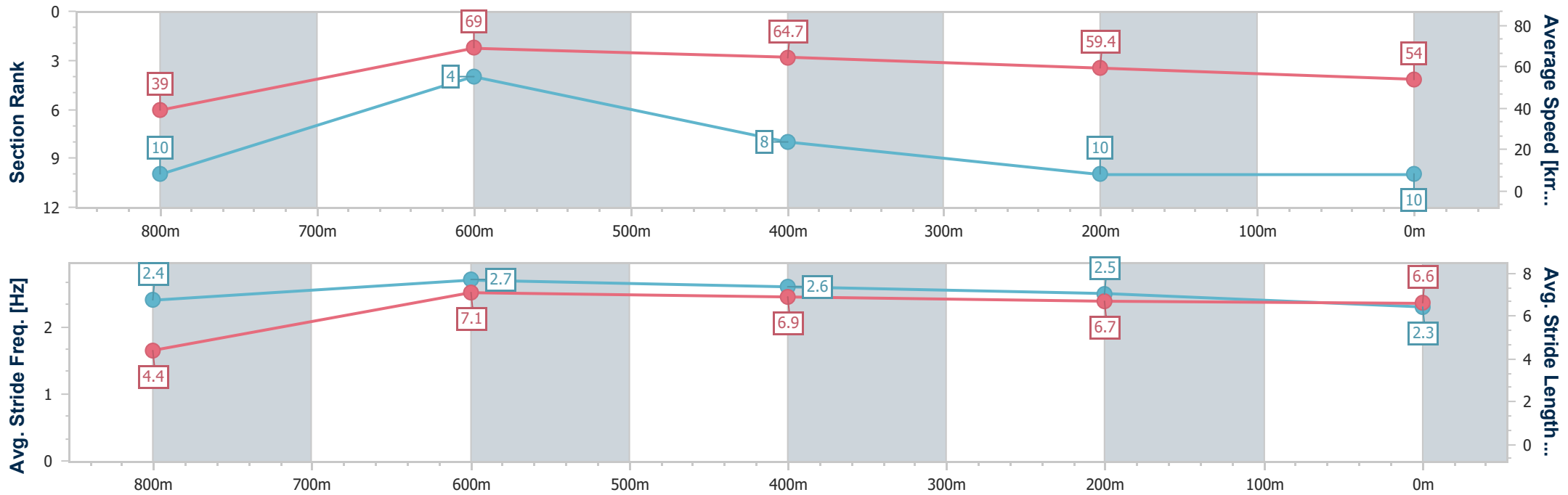
Toowoomba QLD Professional
Race 5: HIGHFIELDS BUILDER BENCHMARK 60 Handicap - 870m



13 July 2024 - 19:26

Track Rating: Soft 5, Weather: Fine, Rail Position: +1m Entire

Section	Overall	800m	600m	400m	200m
Section Times	0:54.19 [10] (0:06.48)	0:47.71 [10] (0:10.56)	0:37.15 [4] (0:11.46)	0:25.69 [8] (0:12.37)	0:13.32 [10] (0:13.32)
Average Speed [km/h]	39.0	69.0	64.7	59.4	54.0
Top Speed [km/h]	64.0	71.3	67.9	62.9	57.2
Avg. Dist. to Rail [m]	6.5	5.5	6.1	4.7	1.8
Avg. Stride Freq. [Hz]	2.4	2.7	2.6	2.5	2.3
Avg. Stride Length [m]	4.4	7.1	6.9	6.7	6.6



- [] Ranking at each section and finish
- .-.- No data available at this section
- NA No data available