



Sunshine Coast QLD Professional
Race 2: ACCESS INSULATION SUNSHINE COAST QTIS Three-Year-Old
Handicap - 1000m
14 July 2024 - 13:07



Track Rating: Heavy 9, Weather: Fine, Rail Position: True

| Section | | Overall | 800m | 600m | 400m | 200m | Last 600m | | | | | |
|-------------|--|----------------------|----------------------|----------------------|---------------------------|---------------------------|---------------------------|---------------------------|---------------------------|------------------------|---------|----|
| Field Times | | 0:59.76 (0:13.36) | 0:46.40 (0:11.25) | 0:35.15 (0:11.78) | 0:23.37 (0:11.33) | 0:12.04 (0:12.04) | 0:35.15 | | | | | |
| Rank | TAB Horse/Jockey | Barrier | Top Speed [km/h] | Fastest Section | Margin | | | | | Distance Travelled [m] | | |
| 1 | 13 TERMAGANT Emily Lang | 9 | 67.4 800m | 0:11.05 800m | 0:59.76 [1] (0:13.85) | 0:45.91 [7] (0:11.05) | 0:34.86 [7] (0:11.61) | 0:23.25 [6] (0:11.37) | 0:11.88 [3] (0:11.88) | 0:59.76 | 0:34.86 | |
| 2 | 12 THE INFLECTOR Melea Castle | 8 | 68.2 800m | 0:10.92 800m | 0:59.82 [2] (0:14.02) | 0:45.80 [9] (0:10.92) | 0:34.88 [8] (0:11.62) | 0:23.26 [7] (0:11.22) | 0:12.04 [2] (0:12.04) | 0.3L | 0:34.88 | -1 |
| 3 | 6 ENTERPRISE LUCIA Robbie Dolan | 14 | 67.4 800m | 0:11.01 800m | 1:00.00 [3] (0:13.99) | 0:46.01 [8] (0:11.01) | 0:35.00 [9] (0:11.80) | 0:23.20 [11] (0:11.32) | 0:11.88 [10] (0:11.88) | 1.3L | 0:35.00 | +2 |
| 4 | 2 BOLD COMIC Vlad Duric | 1 | 66.6 800m | 0:11.17 800m | 1:00.03 [4] (0:13.68) | 0:46.35 [5] (0:11.17) | 0:35.18 [5] (0:11.55) | 0:23.63 [2] (0:11.32) | 0:12.31 [1] (0:12.31) | 1.4L | 0:35.18 | -4 |
| 5 | 8 KING YOSHI Damien Thornton | 3 | 67.2 800m | 0:11.08 800m | 1:00.09 [5] (0:13.81) | 0:46.28 [6] (0:11.08) | 0:35.20 [6] (0:11.72) | 0:23.48 [8] (0:11.46) | 0:12.02 [8] (0:12.02) | 1.6L | 0:35.20 | +0 |
| 6 | 9 ALLOW ME Jake Bayliss | 13 | 67.7 800m | 0:10.99 800m | 1:00.27 [6] (0:14.17) | 0:46.10 [11] (0:10.99) | 0:35.11 [11] (0:11.61) | 0:23.50 [10] (0:11.33) | 0:12.17 [9] (0:12.17) | 2.6L | 0:35.11 | -1 |
| 7 | 4 FEMME FATALE Cejay Graham | 2 | 66.8 Overall | 0:11.19 800m | 1:00.31 [7] (0:13.42) | 0:46.89 [2] (0:11.19) | 0:35.70 [1] (0:11.81) | 0:23.89 [3] (0:11.54) | 0:12.35 [4] (0:12.35) | 2.8L | 0:35.70 | -2 |
| 8 | 3 CHAKRA BOY Georgina Cartwright | 4 | 66.6 800m | 0:11.13 800m | 1:00.37 [8] (0:13.64) | 0:46.73 [4] (0:11.13) | 0:35.60 [4] (0:11.67) | 0:23.93 [4] (0:11.62) | 0:12.31 [7] (0:12.31) | 3.1L | 0:35.60 | -5 |
| 9 | 1 OUTWEIGHED Sean Cormack | 15 | 67.5 800m | 0:11.17 800m | 1:00.65 [9] (0:13.46) | 0:47.19 [3] (0:11.17) | 0:36.02 [3] (0:11.76) | 0:24.26 [1] (0:11.64) | 0:12.62 [6] (0:12.62) | 4.6L | 0:36.02 | +0 |
| 10 | 7 CALIFORNIAN Kyle Wilson-Taylor | 6 | 67.5 800m | 0:11.07 800m | 1:00.77 [10] (0:14.02) | 0:46.75 [9] (0:11.07) | 0:35.68 [10] (0:11.56) | 0:24.12 [9] (0:11.34) | 0:12.78 [5] (0:12.78) | 5.1L | 0:35.68 | -7 |

Scratched: Torque I Tee (#5), Magic Island (#14), Cressbrook (#15), Remlaps Angel (#10)

Report Created: Sun 14 July 2024 13:29 GMT+10 (Note: Timing is based on position data)

Page 1/13

[] Ranking at each section and finish
 -:-:- No data available at this section
 NA No data available
 SCN Saddle cloth number
 DNF Did not finish
 DNT Did not track

data processed by TRIPLESDATA



Sunshine Coast QLD Professional
Race 2: ACCESS INSULATION SUNSHINE COAST QTIS Three-Year-Old
Handicap - 1000m
14 July 2024 - 13:07



Track Rating: Heavy 9, Weather: Fine, Rail Position: True

| Section | | Overall | 800m | 600m | 400m | 200m | Last 600m | | | | | |
|-------------|----------------------------------|----------------------|----------------------|----------------------|---------------------------|--------------------------|--------------------------|--------------------------|---------------------------|------|---------|----|
| Field Times | | 0:59.76 (0:13.36) | 0:46.40 (0:11.25) | 0:35.15 (0:11.78) | 0:23.37 (0:11.33) | 0:12.04 (0:12.04) | 0:35.15 | | | | | |
| Rank | TAB Horse/Jockey | Barrier | Top Speed [km/h] | Fastest Section | Margin | | | Distance Travelled [m] | | | | |
| 11 | 11 COOROI HEIGHTS Cody Collis | 10 | 67.8 Overall | 0:11.26 800m | 1:01.32 [11] (0:13.36) | 0:47.96 [1] (0:11.26) | 0:36.70 [2] (0:11.86) | 0:24.84 [5] (0:11.73) | 0:13.11 [11] (0:13.11) | 8.1L | 0:36.70 | +0 |

Scratched: Torque I Tee (#5), Magic Island (#14), Cressbrook (#15), Remlaps Angel (#10)

[] Ranking at each section and finish
 -:-:-:- No data available at this section
 NA No data available

SCN Saddle cloth number
 DNF Did not finish
 DNT Did not track



| | |
|--------------------------------|----------------|
| Horse/Jockey Name | Termagant |
| Final Rank | 1 |
| Fastest Section Time (Section) | 0:11.05 (800m) |
| Top Speed [km/h] (Section) | 67.4 (800m) |
| Race State | Finished |



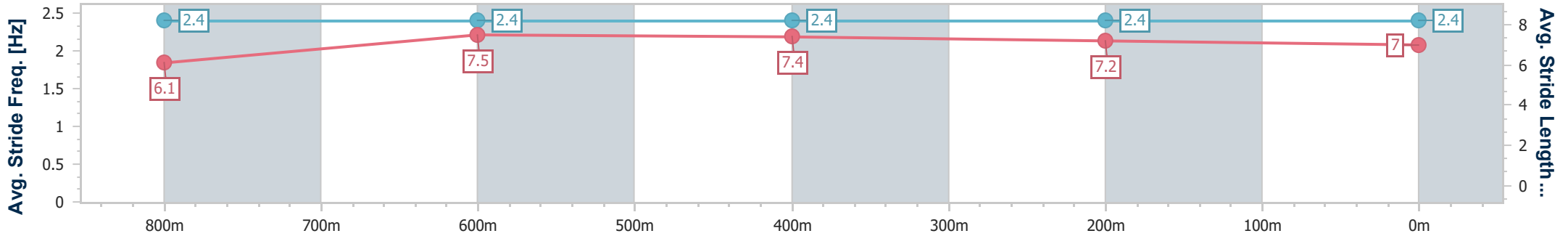
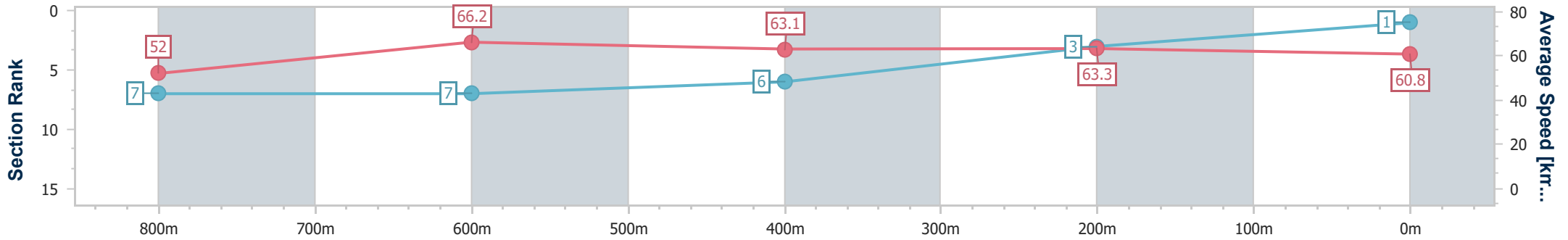
Sunshine Coast QLD Professional
 Race 2: ACCESS INSULATION SUNSHINE COAST QTIS Three-
 Year-Old Handicap - 1000m



14 July 2024 - 13:07

Track Rating: Heavy 9, Weather: Fine, Rail Position: True

| Section | Overall | 800m | 600m | 400m | 200m |
|------------------------|--------------------------|--------------------------|--------------------------|--------------------------|--------------------------|
| Section Times | 0:59.76 [1] (0:13.85) | 0:45.91 [7] (0:11.05) | 0:34.86 [7] (0:11.61) | 0:23.25 [6] (0:11.37) | 0:11.88 [3] (0:11.88) |
| Average Speed [km/h] | 52.0 | 66.2 | 63.1 | 63.3 | 60.8 |
| Top Speed [km/h] | 65.5 | 67.4 | 64.9 | 63.8 | 63.6 |
| Avg. Dist. to Rail [m] | 10.7 | 5.0 | 3.2 | 7.7 | 9.6 |
| Avg. Stride Freq. [Hz] | 2.4 | 2.4 | 2.4 | 2.4 | 2.4 |
| Avg. Stride Length [m] | 6.1 | 7.5 | 7.4 | 7.2 | 7.0 |



- [] Ranking at each section and finish
- .-.- No data available at this section
- NA No data available



| | |
|--------------------------------|----------------|
| Horse/Jockey Name | The Inflictor |
| Final Rank | 2 |
| Fastest Section Time (Section) | 0:10.92 (800m) |
| Top Speed [km/h] (Section) | 68.2 (800m) |
| Race State | Finished |



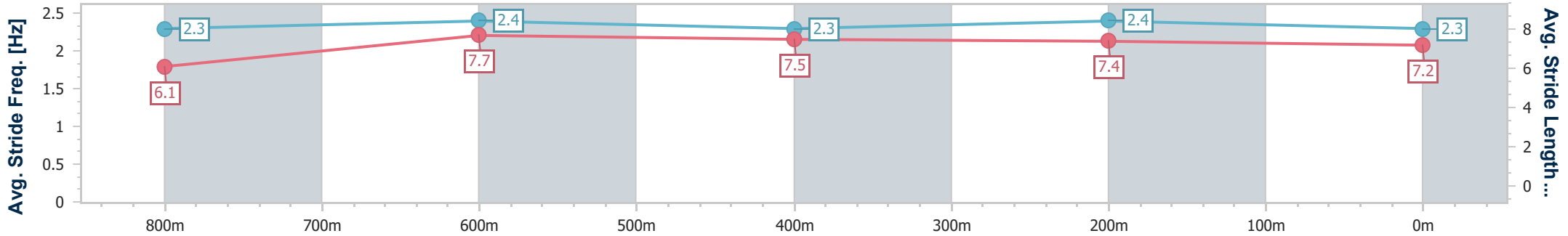
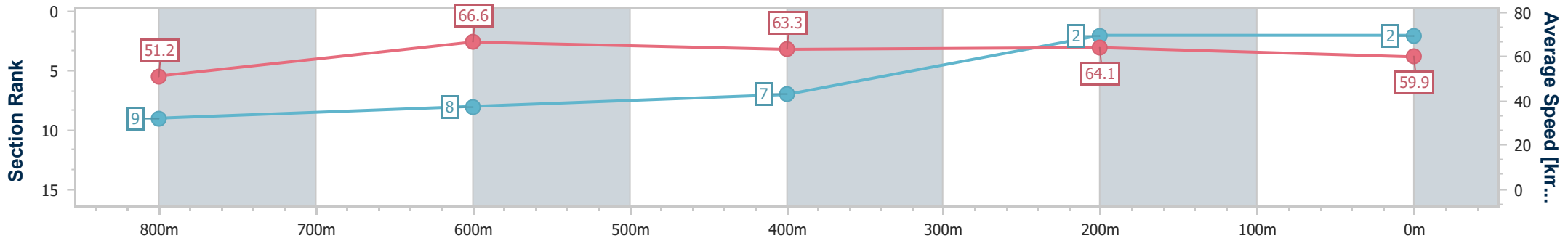
Sunshine Coast QLD Professional
 Race 2: ACCESS INSULATION SUNSHINE COAST QTIS Three-Year-Old Handicap - 1000m



14 July 2024 - 13:07

Track Rating: Heavy 9, Weather: Fine, Rail Position: True

| Section | Overall | 800m | 600m | 400m | 200m |
|------------------------|--------------------------|--------------------------|--------------------------|--------------------------|--------------------------|
| Section Times | 0:59.82 [2] (0:14.02) | 0:45.80 [9] (0:10.92) | 0:34.88 [8] (0:11.62) | 0:23.26 [7] (0:11.22) | 0:12.04 [2] (0:12.04) |
| Average Speed [km/h] | 51.2 | 66.6 | 63.3 | 64.1 | 59.9 |
| Top Speed [km/h] | 66.1 | 68.2 | 64.8 | 65.2 | 63.2 |
| Avg. Dist. to Rail [m] | 9.8 | 3.2 | 3.4 | 4.8 | 7.5 |
| Avg. Stride Freq. [Hz] | 2.3 | 2.4 | 2.3 | 2.4 | 2.3 |
| Avg. Stride Length [m] | 6.1 | 7.7 | 7.5 | 7.4 | 7.2 |



- [] Ranking at each section and finish
- .-.- No data available at this section
- NA No data available



| | |
|--------------------------------|------------------|
| Horse/Jockey Name | Enterprise Lucia |
| Final Rank | 3 |
| Fastest Section Time (Section) | 0:11.01 (800m) |
| Top Speed [km/h] (Section) | 67.4 (800m) |
| Race State | Finished |



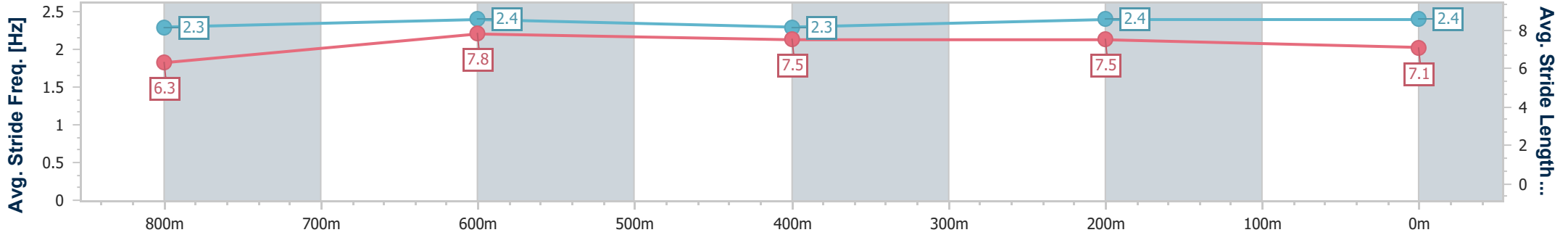
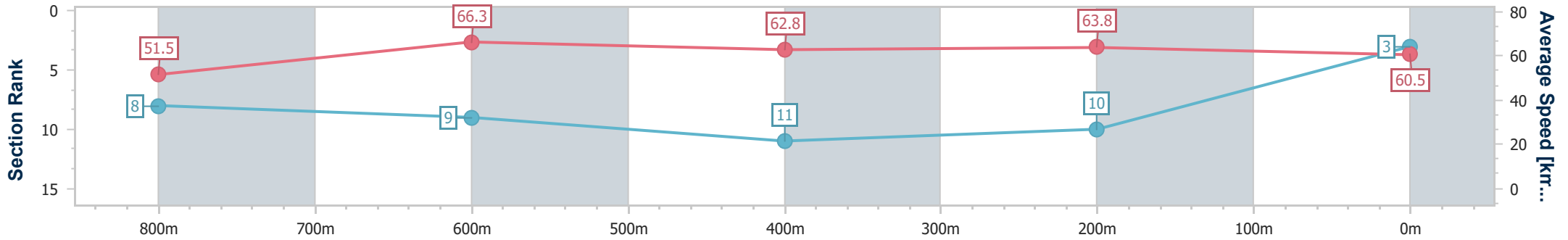
Sunshine Coast QLD Professional
 Race 2: ACCESS INSULATION SUNSHINE COAST QTIS Three-Year-Old Handicap - 1000m



14 July 2024 - 13:07

Track Rating: Heavy 9, Weather: Fine, Rail Position: True

| Section | Overall | 800m | 600m | 400m | 200m |
|------------------------|--------------------------|--------------------------|--------------------------|---------------------------|---------------------------|
| Section Times | 1:00.00 [3] (0:13.99) | 0:46.01 [8] (0:11.01) | 0:35.00 [9] (0:11.80) | 0:23.20 [11] (0:11.32) | 0:11.88 [10] (0:11.88) |
| Average Speed [km/h] | 51.5 | 66.3 | 62.8 | 63.8 | 60.5 |
| Top Speed [km/h] | 65.2 | 67.4 | 65.1 | 64.2 | 63.1 |
| Avg. Dist. to Rail [m] | 12.2 | 5.0 | 4.8 | 8.8 | 12.4 |
| Avg. Stride Freq. [Hz] | 2.3 | 2.4 | 2.3 | 2.4 | 2.4 |
| Avg. Stride Length [m] | 6.3 | 7.8 | 7.5 | 7.5 | 7.1 |



- [] Ranking at each section and finish
- .-.- No data available at this section
- NA No data available



| | |
|--------------------------------|----------------|
| Horse/Jockey Name | Bold Comic |
| Final Rank | 4 |
| Fastest Section Time (Section) | 0:11.17 (800m) |
| Top Speed [km/h] (Section) | 66.6 (800m) |
| Race State | Finished |



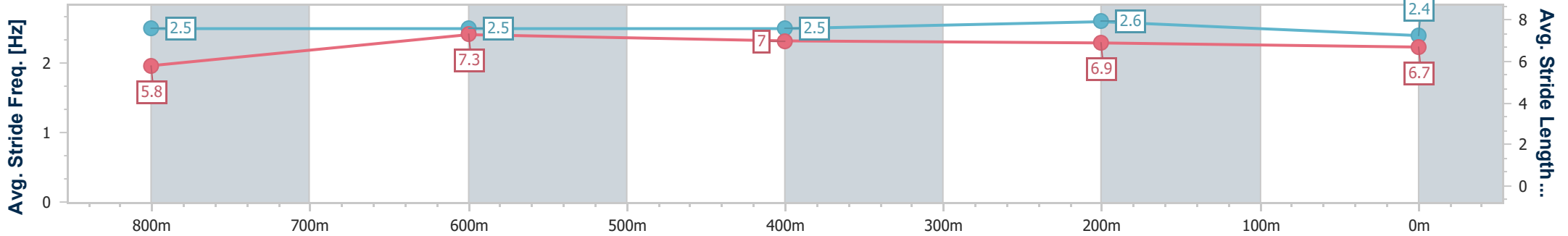
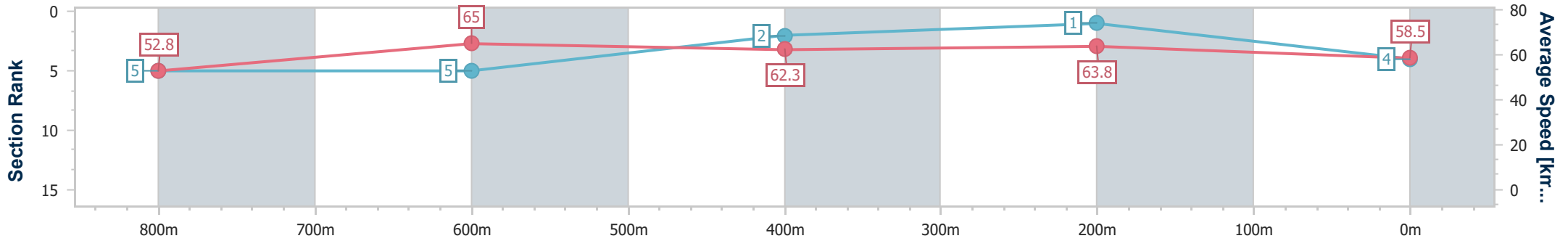
Sunshine Coast QLD Professional
 Race 2: ACCESS INSULATION SUNSHINE COAST QTIS Three-Year-Old Handicap - 1000m



14 July 2024 - 13:07

Track Rating: Heavy 9, Weather: Fine, Rail Position: True

| Section | Overall | 800m | 600m | 400m | 200m |
|------------------------|--------------------------|--------------------------|--------------------------|--------------------------|--------------------------|
| Section Times | 1:00.03 [4] (0:13.68) | 0:46.35 [5] (0:11.17) | 0:35.18 [5] (0:11.55) | 0:23.63 [2] (0:11.32) | 0:12.31 [1] (0:12.31) |
| Average Speed [km/h] | 52.8 | 65.0 | 62.3 | 63.8 | 58.5 |
| Top Speed [km/h] | 66.5 | 66.6 | 65.0 | 65.3 | 61.8 |
| Avg. Dist. to Rail [m] | 6.6 | 3.2 | 0.5 | 4.0 | 8.2 |
| Avg. Stride Freq. [Hz] | 2.5 | 2.5 | 2.5 | 2.6 | 2.4 |
| Avg. Stride Length [m] | 5.8 | 7.3 | 7.0 | 6.9 | 6.7 |



- [] Ranking at each section and finish
- .-.- No data available at this section
- NA No data available



| | |
|--------------------------------|----------------|
| Horse/Jockey Name | King Yoshi |
| Final Rank | 5 |
| Fastest Section Time (Section) | 0:11.08 (800m) |
| Top Speed [km/h] (Section) | 67.2 (800m) |
| Race State | Finished |



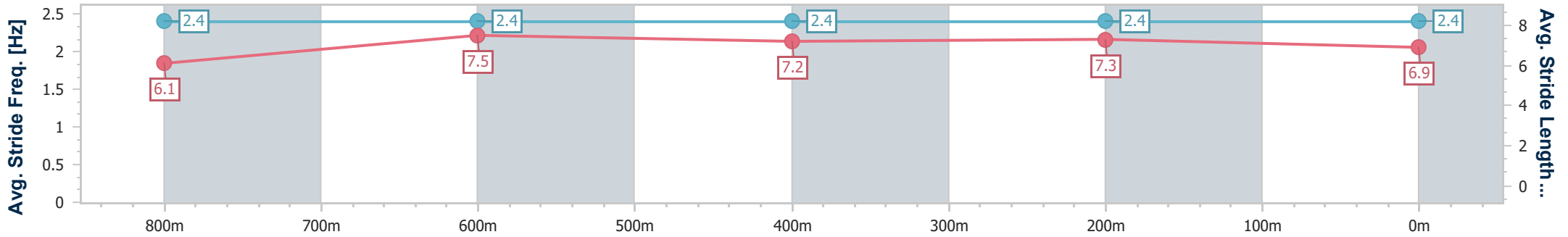
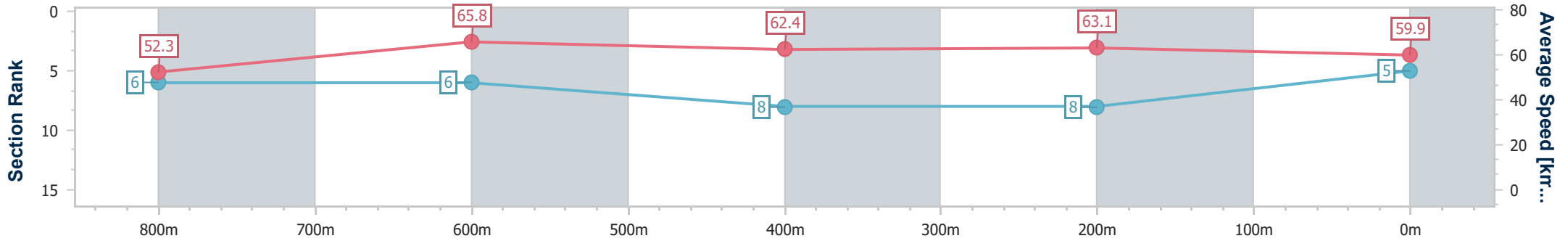
Sunshine Coast QLD Professional
 Race 2: ACCESS INSULATION SUNSHINE COAST QTIS Three-Year-Old Handicap - 1000m



14 July 2024 - 13:07

Track Rating: Heavy 9, Weather: Fine, Rail Position: True

| Section | Overall | 800m | 600m | 400m | 200m |
|------------------------|--------------------------|--------------------------|--------------------------|--------------------------|--------------------------|
| Section Times | 1:00.09 [5] (0:13.81) | 0:46.28 [6] (0:11.08) | 0:35.20 [6] (0:11.72) | 0:23.48 [8] (0:11.46) | 0:12.02 [8] (0:12.02) |
| Average Speed [km/h] | 52.3 | 65.8 | 62.4 | 63.1 | 59.9 |
| Top Speed [km/h] | 65.5 | 67.2 | 63.8 | 64.5 | 61.7 |
| Avg. Dist. to Rail [m] | 9.1 | 4.0 | 3.1 | 7.4 | 10.7 |
| Avg. Stride Freq. [Hz] | 2.4 | 2.4 | 2.4 | 2.4 | 2.4 |
| Avg. Stride Length [m] | 6.1 | 7.5 | 7.2 | 7.3 | 6.9 |



- [] Ranking at each section and finish
- .-.- No data available at this section
- NA No data available



| | |
|--------------------------------|----------------|
| Horse/Jockey Name | Allow Me |
| Final Rank | 6 |
| Fastest Section Time (Section) | 0:10.99 (800m) |
| Top Speed [km/h] (Section) | 67.7 (800m) |
| Race State | Finished |



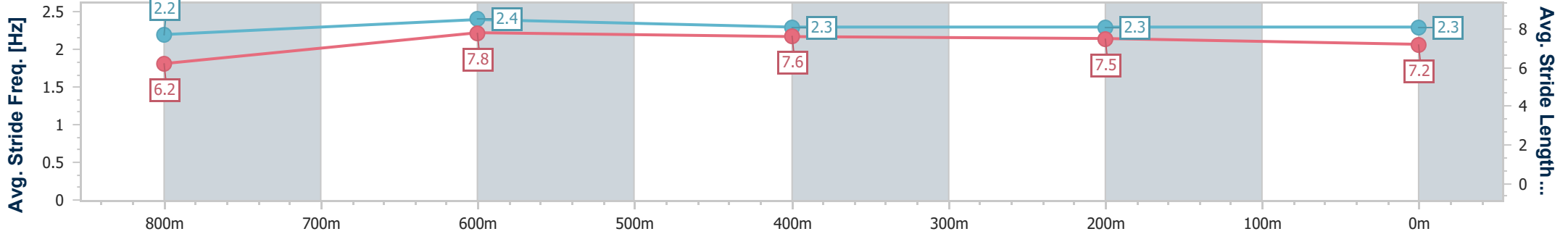
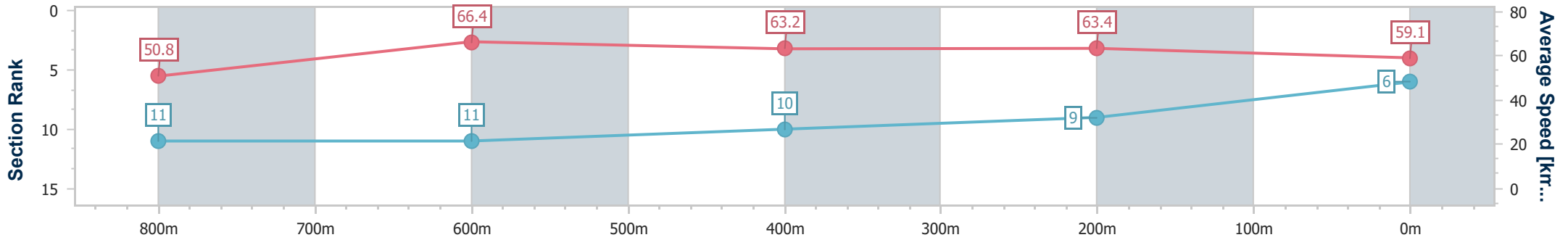
Sunshine Coast QLD Professional
 Race 2: ACCESS INSULATION SUNSHINE COAST QTIS Three-Year-Old Handicap - 1000m



14 July 2024 - 13:07

Track Rating: Heavy 9, Weather: Fine, Rail Position: True

| Section | Overall | 800m | 600m | 400m | 200m |
|------------------------|--------------------------|---------------------------|---------------------------|---------------------------|--------------------------|
| Section Times | 1:00.27 [6] (0:14.17) | 0:46.10 [11] (0:10.99) | 0:35.11 [11] (0:11.61) | 0:23.50 [10] (0:11.33) | 0:12.17 [9] (0:12.17) |
| Average Speed [km/h] | 50.8 | 66.4 | 63.2 | 63.4 | 59.1 |
| Top Speed [km/h] | 64.5 | 67.7 | 64.1 | 64.8 | 61.9 |
| Avg. Dist. to Rail [m] | 10.9 | 4.2 | 2.6 | 5.2 | 6.2 |
| Avg. Stride Freq. [Hz] | 2.2 | 2.4 | 2.3 | 2.3 | 2.3 |
| Avg. Stride Length [m] | 6.2 | 7.8 | 7.6 | 7.5 | 7.2 |



- [] Ranking at each section and finish
- .-.- No data available at this section
- NA No data available



| | |
|--------------------------------|----------------|
| Horse/Jockey Name | Femme Fatale |
| Final Rank | 7 |
| Fastest Section Time (Section) | 0:11.19 (800m) |
| Top Speed [km/h] (Section) | 66.8 (Overall) |
| Race State | Finished |



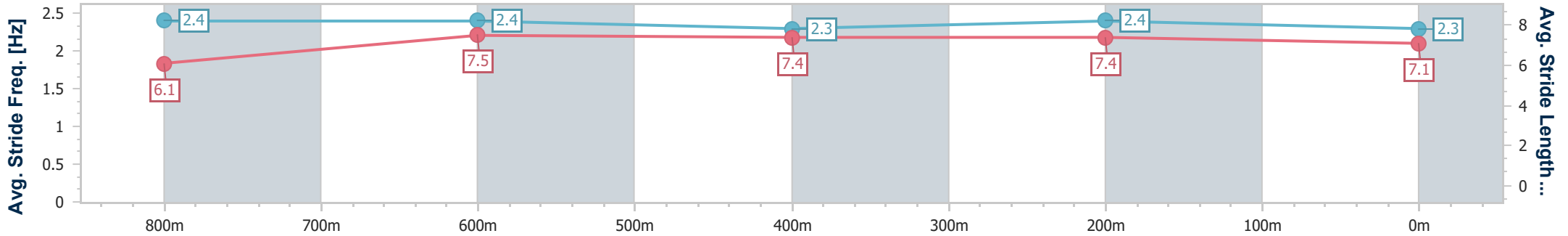
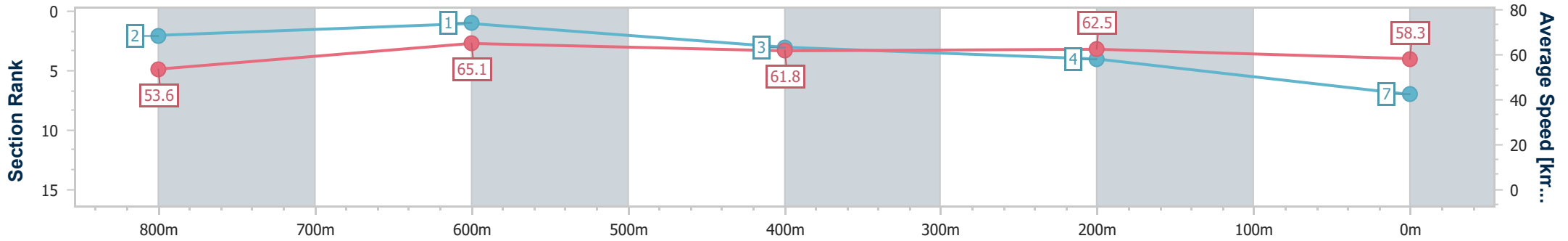
Sunshine Coast QLD Professional
 Race 2: ACCESS INSULATION SUNSHINE COAST QTIS Three-Year-Old Handicap - 1000m



14 July 2024 - 13:07

Track Rating: Heavy 9, Weather: Fine, Rail Position: True

| Section | Overall | 800m | 600m | 400m | 200m |
|------------------------|--------------------------|--------------------------|--------------------------|--------------------------|--------------------------|
| Section Times | 1:00.31 [7] (0:13.42) | 0:46.89 [2] (0:11.19) | 0:35.70 [1] (0:11.81) | 0:23.89 [3] (0:11.54) | 0:12.35 [4] (0:12.35) |
| Average Speed [km/h] | 53.6 | 65.1 | 61.8 | 62.5 | 58.3 |
| Top Speed [km/h] | 66.8 | 66.7 | 62.8 | 63.7 | 60.5 |
| Avg. Dist. to Rail [m] | 8.5 | 4.3 | 2.0 | 4.8 | 8.4 |
| Avg. Stride Freq. [Hz] | 2.4 | 2.4 | 2.3 | 2.4 | 2.3 |
| Avg. Stride Length [m] | 6.1 | 7.5 | 7.4 | 7.4 | 7.1 |



- [] Ranking at each section and finish
- .-.- No data available at this section
- NA No data available



| | |
|--------------------------------|----------------|
| Horse/Jockey Name | Chakra Boy |
| Final Rank | 8 |
| Fastest Section Time (Section) | 0:11.13 (800m) |
| Top Speed [km/h] (Section) | 66.6 (800m) |
| Race State | Finished |



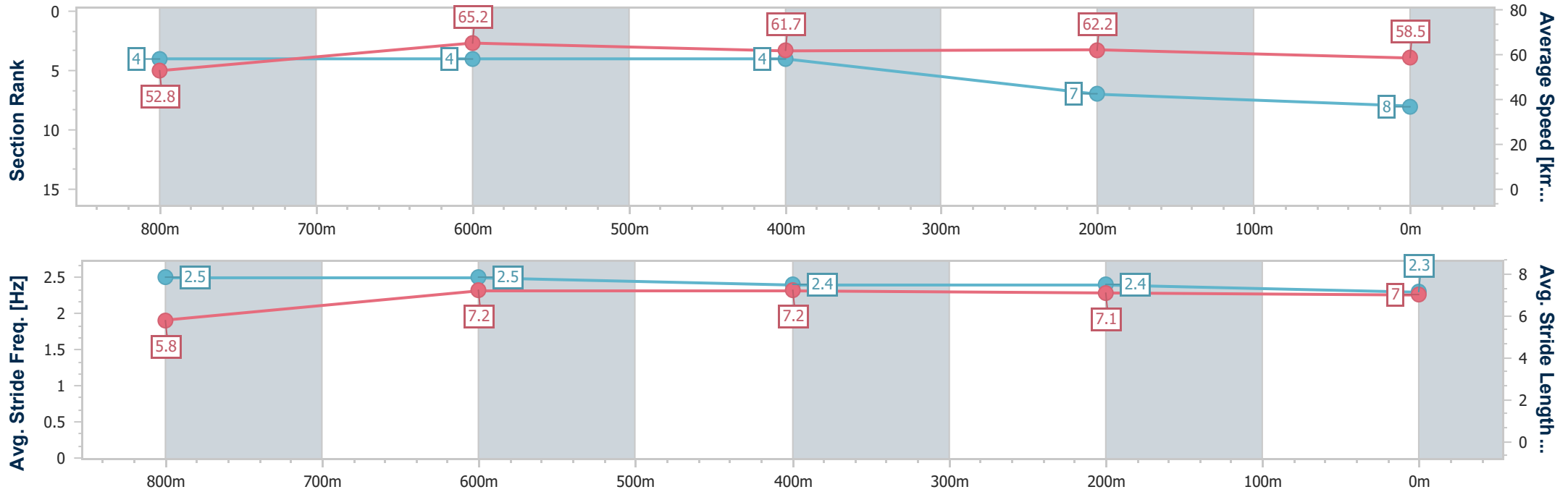
Sunshine Coast QLD Professional
 Race 2: ACCESS INSULATION SUNSHINE COAST QTIS Three-
 Year-Old Handicap - 1000m



14 July 2024 - 13:07

Track Rating: Heavy 9, Weather: Fine, Rail Position: True

| Section | Overall | 800m | 600m | 400m | 200m |
|------------------------|--------------------------|--------------------------|--------------------------|--------------------------|--------------------------|
| Section Times | 1:00.37 [8] (0:13.64) | 0:46.73 [4] (0:11.13) | 0:35.60 [4] (0:11.67) | 0:23.93 [4] (0:11.62) | 0:12.31 [7] (0:12.31) |
| Average Speed [km/h] | 52.8 | 65.2 | 61.7 | 62.2 | 58.5 |
| Top Speed [km/h] | 65.9 | 66.6 | 63.2 | 64.4 | 61.7 |
| Avg. Dist. to Rail [m] | 8.5 | 3.0 | 0.4 | 3.7 | 6.4 |
| Avg. Stride Freq. [Hz] | 2.5 | 2.5 | 2.4 | 2.4 | 2.3 |
| Avg. Stride Length [m] | 5.8 | 7.2 | 7.2 | 7.1 | 7.0 |



- [] Ranking at each section and finish
- .-.- No data available at this section
- NA No data available



| | |
|--------------------------------|----------------|
| Horse/Jockey Name | Outweighed |
| Final Rank | 9 |
| Fastest Section Time (Section) | 0:11.17 (800m) |
| Top Speed [km/h] (Section) | 67.5 (800m) |
| Race State | Finished |



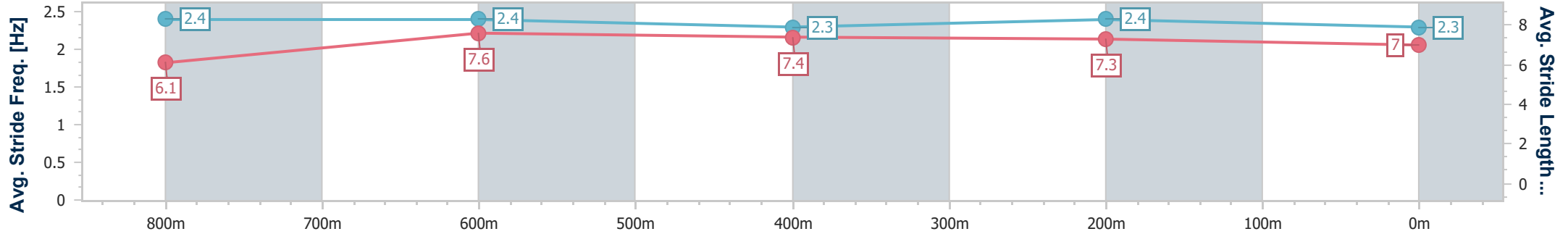
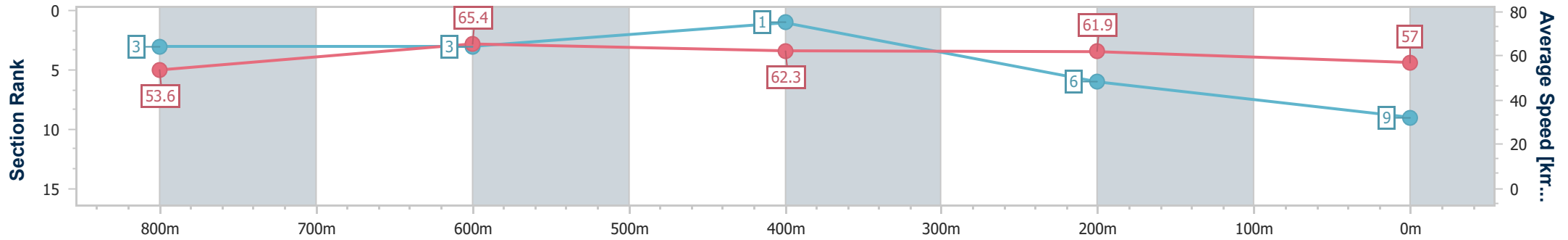
Sunshine Coast QLD Professional
 Race 2: ACCESS INSULATION SUNSHINE COAST QTIS Three-
 Year-Old Handicap - 1000m



14 July 2024 - 13:07

Track Rating: Heavy 9, Weather: Fine, Rail Position: True

| Section | Overall | 800m | 600m | 400m | 200m |
|------------------------|--------------------------|--------------------------|--------------------------|--------------------------|--------------------------|
| Section Times | 1:00.65 [9] (0:13.46) | 0:47.19 [3] (0:11.17) | 0:36.02 [3] (0:11.76) | 0:24.26 [1] (0:11.64) | 0:12.62 [6] (0:12.62) |
| Average Speed [km/h] | 53.6 | 65.4 | 62.3 | 61.9 | 57.0 |
| Top Speed [km/h] | 66.4 | 67.5 | 63.9 | 63.6 | 60.1 |
| Avg. Dist. to Rail [m] | 13.0 | 4.8 | 3.1 | 7.9 | 10.2 |
| Avg. Stride Freq. [Hz] | 2.4 | 2.4 | 2.3 | 2.4 | 2.3 |
| Avg. Stride Length [m] | 6.1 | 7.6 | 7.4 | 7.3 | 7.0 |



- [] Ranking at each section and finish
- .-.- No data available at this section
- NA No data available



| | |
|--------------------------------|----------------|
| Horse/Jockey Name | Californian |
| Final Rank | 10 |
| Fastest Section Time (Section) | 0:11.07 (800m) |
| Top Speed [km/h] (Section) | 67.5 (800m) |
| Race State | Finished |



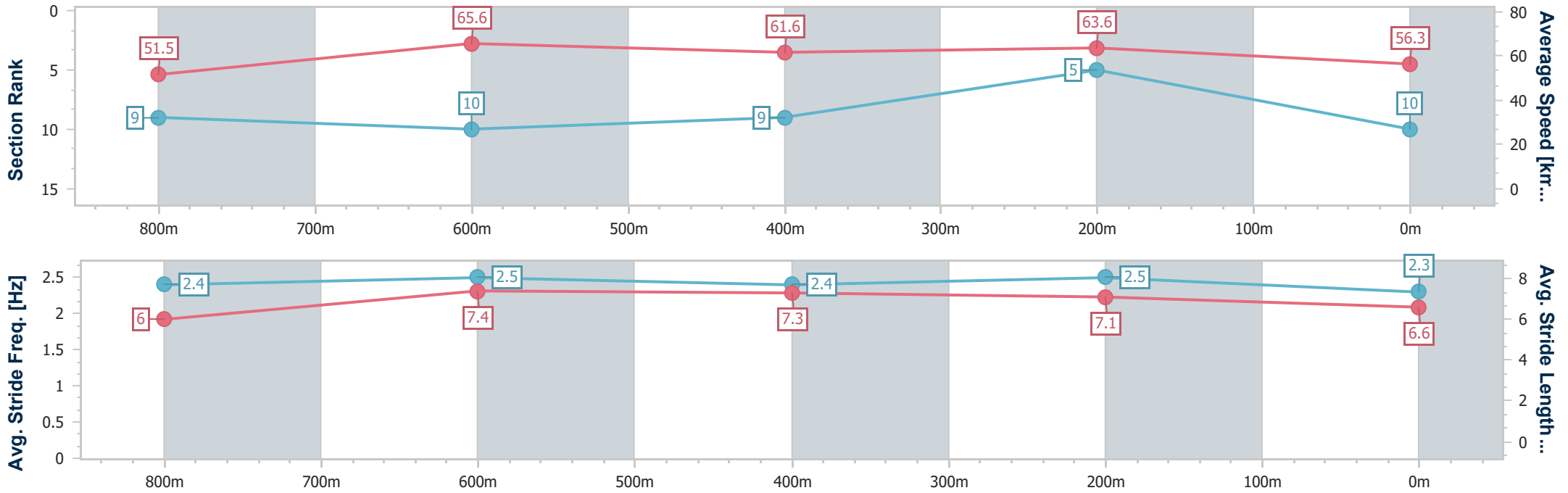
Sunshine Coast QLD Professional
 Race 2: ACCESS INSULATION SUNSHINE COAST QTIS Three-Year-Old Handicap - 1000m



14 July 2024 - 13:07

Track Rating: Heavy 9, Weather: Fine, Rail Position: True

| Section | Overall | 800m | 600m | 400m | 200m |
|------------------------|---------------------------|--------------------------|---------------------------|--------------------------|--------------------------|
| Section Times | 1:00.77 [10] (0:14.02) | 0:46.75 [9] (0:11.07) | 0:35.68 [10] (0:11.56) | 0:24.12 [9] (0:11.34) | 0:12.78 [5] (0:12.78) |
| Average Speed [km/h] | 51.5 | 65.6 | 61.6 | 63.6 | 56.3 |
| Top Speed [km/h] | 65.2 | 67.5 | 62.9 | 64.7 | 60.2 |
| Avg. Dist. to Rail [m] | 10.2 | 3.7 | 1.9 | 0.9 | 3.5 |
| Avg. Stride Freq. [Hz] | 2.4 | 2.5 | 2.4 | 2.5 | 2.3 |
| Avg. Stride Length [m] | 6.0 | 7.4 | 7.3 | 7.1 | 6.6 |



- [] Ranking at each section and finish
- .-.- No data available at this section
- NA No data available



| | |
|--------------------------------|----------------|
| Horse/Jockey Name | Cooroi Heights |
| Final Rank | 11 |
| Fastest Section Time (Section) | 0:11.26 (800m) |
| Top Speed [km/h] (Section) | 67.8 (Overall) |
| Race State | Finished |



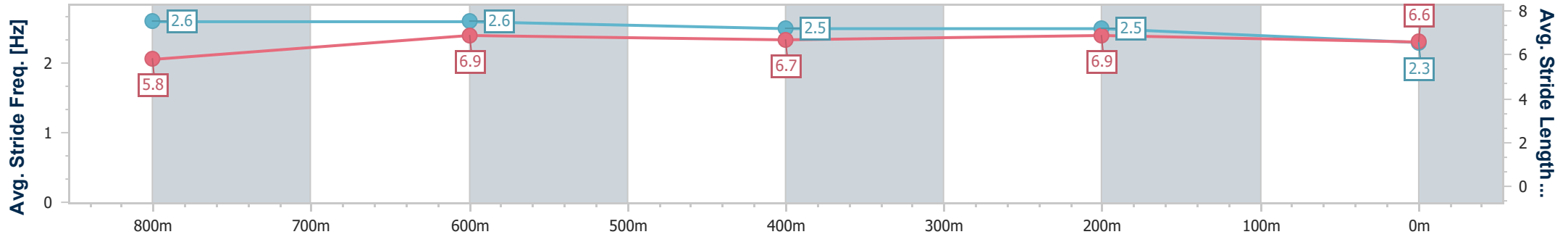
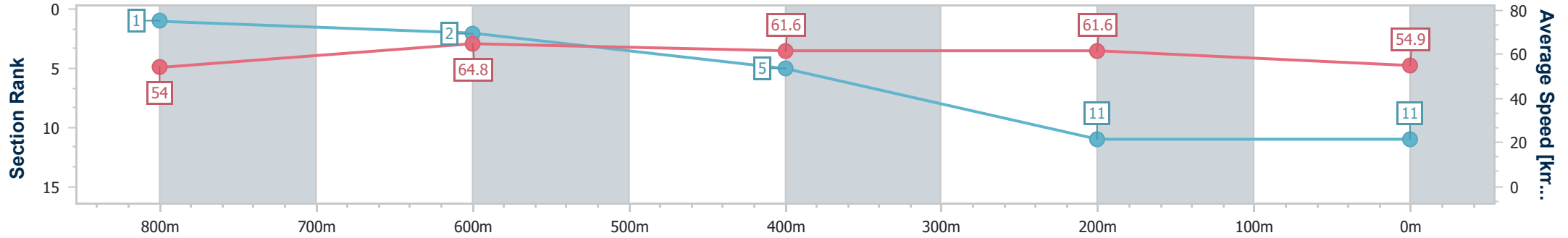
Sunshine Coast QLD Professional
 Race 2: ACCESS INSULATION SUNSHINE COAST QTIS Three-
 Year-Old Handicap - 1000m



14 July 2024 - 13:07

Track Rating: Heavy 9, Weather: Fine, Rail Position: True

| Section | Overall | 800m | 600m | 400m | 200m |
|------------------------|---------------------------|--------------------------|--------------------------|--------------------------|---------------------------|
| Section Times | 1:01.32 [11] (0:13.36) | 0:47.96 [1] (0:11.26) | 0:36.70 [2] (0:11.86) | 0:24.84 [5] (0:11.73) | 0:13.11 [11] (0:13.11) |
| Average Speed [km/h] | 54.0 | 64.8 | 61.6 | 61.6 | 54.9 |
| Top Speed [km/h] | 67.8 | 67.8 | 63.1 | 62.9 | 60.3 |
| Avg. Dist. to Rail [m] | 11.8 | 4.6 | 2.6 | 6.1 | 10.3 |
| Avg. Stride Freq. [Hz] | 2.6 | 2.6 | 2.5 | 2.5 | 2.3 |
| Avg. Stride Length [m] | 5.8 | 6.9 | 6.7 | 6.9 | 6.6 |



- [] Ranking at each section and finish
- .-.- No data available at this section
- NA No data available