



Sunshine Coast QLD Professional

Race 6: DOUBLE R GROUP WINX GUINEAS - 1600m

14 July 2024 - 15:27



Track Rating: Heavy 9, Weather: Fine, Rail Position: True

Section		Overall	1400m	1200m	1000m	800m	600m	400m	Last 600m					
Field Times		1:38.81 (0:13.78)	1:25.03 (0:11.02)	1:14.01 (0:11.70)	1:02.31 (0:12.38)	0:49.93 (0:12.71)	0:37.22 (0:12.81)	0:24.41 (0:11.92)	0:37.22					
Rank	TAB Horse/Jockey	Barrier	Top Speed [km/h]	Fastest Section										Distance Travelled [m]
1	2 XIDAKI Vlad Duric	11	65.5	0:11.50	1:38.81 [1] (0:14.14)	1:24.67 [8] (0:11.85)	1:12.82 [11] (0:12.13)	1:00.69 [13] (0:12.22)	0:48.47 [13] (0:12.65)	0:35.82 [13] (0:12.03)	0:23.79 [12] (0:11.50)	0:35.82		
2	10 MISS ARIA Damien Thornton	10	64.2	0:11.61	1:38.84 [2] (0:14.16)	1:24.68 [9] (0:11.61)	1:13.07 [8] (0:11.97)	1:01.10 [9] (0:12.20)	0:48.90 [8] (0:12.65)	0:36.25 [9] (0:12.12)	0:24.13 [7] (0:11.61)	0:36.25	+0	
3	5 KNOW THYSELF Zac Lloyd	12	67.4	0:10.98	1:39.02 [3] (0:13.92)	1:25.10 [5] (0:10.98)	1:14.12 [3] (0:12.03)	1:02.09 [3] (0:12.44)	0:49.65 [3] (0:12.69)	0:36.96 [3] (0:12.46)	0:24.50 [3] (0:11.80)	0:36.96	-3	
4	12 EMMADELLA Jye McNeil	9	65.7	0:11.23	1:39.11 [4] (0:13.89)	1:25.22 [3] (0:11.23)	1:13.99 [4] (0:12.02)	1:01.97 [5] (0:12.40)	0:49.57 [5] (0:12.58)	0:36.99 [5] (0:12.43)	0:24.56 [4] (0:11.82)	0:36.99	-1	
5	1 CIFRADO Michael Rodd	3	64.7	0:11.30	1:39.54 [5] (0:13.90)	1:25.64 [4] (0:11.30)	1:14.34 [5] (0:11.84)	1:02.50 [4] (0:12.44)	0:50.06 [4] (0:12.62)	0:37.44 [4] (0:12.47)	0:24.97 [5] (0:12.06)	0:37.44	-9	
6	4 MORE TROUBLE Rachel King	6	65.9	0:11.12	1:39.56 [6] (0:13.78)	1:25.78 [1] (0:11.12)	1:14.66 [2] (0:11.76)	1:02.90 [2] (0:12.39)	0:50.51 [2] (0:12.72)	0:37.79 [2] (0:12.65)	0:25.14 [2] (0:12.05)	0:37.79	-5	
7	6 WINSOME STAR Robbie Dolan	1	64.7	0:11.56	1:39.90 [7] (0:14.23)	1:25.67 [10] (0:11.56)	1:14.11 [9] (0:11.77)	1:02.34 [7] (0:12.27)	0:50.07 [7] (0:12.55)	0:37.52 [6] (0:12.30)	0:25.22 [6] (0:12.20)	0:37.52	-10	
8	13 DANGEROUS LIAISONS Andrew Mallyon	5	65.6	0:11.43	1:40.47 [8] (0:14.05)	1:26.42 [6] (0:11.43)	1:14.99 [7] (0:12.14)	1:02.85 [8] (0:12.35)	0:50.50 [9] (0:12.45)	0:38.05 [8] (0:12.40)	0:25.65 [8] (0:12.25)	0:38.05	-11	
9	3 SHARP DAZZLER Angela Jones	8	63.8	0:11.64	1:40.54 [9] (0:14.62)	1:25.92 [13] (0:11.64)	1:14.28 [13] (0:11.84)	1:02.44 [12] (0:12.19)	0:50.25 [12] (0:12.43)	0:37.82 [11] (0:12.28)	0:25.54 [11] (0:12.35)	0:37.82	-10	
10	8 BECAMO Cejay Graham	13	68.8	0:10.94	1:40.62 [10] (0:13.86)	1:26.76 [2] (0:10.94)	1:15.82 [1] (0:11.70)	1:04.12 [1] (0:12.38)	0:51.74 [1] (0:12.71)	0:39.03 [1] (0:12.81)	0:26.22 [1] (0:12.60)	0:39.03	-8	

[] Ranking at each section and finish
 -:-:- No data available at this section
 NA No data available

SCN Saddle cloth number
 DNF Did not finish
 DNT Did not track



Sunshine Coast QLD Professional
Race 6: DOUBLE R GROUP WINX GUINEAS - 1600m
14 July 2024 - 15:27



Track Rating: Heavy 9, Weather: Fine, Rail Position: True

Section		Overall	1400m	1200m	1000m	800m	600m	400m	Last 600m
Field Times		1:38.81 (0:13.78)	1:25.03 (0:11.02)	1:14.01 (0:11.70)	1:02.31 (0:12.38)	0:49.93 (0:12.71)	0:37.22 (0:12.81)	0:24.41 (0:11.92)	0:37.22

Rank	TAB	Horse/Jockey	Barrier	Top Speed [km/h]	Fastest Section	Overall	1400m	1200m	1000m	800m	600m	400m	Last 600m	Distance Travelled [m]
11	9	WATERMELON Jim Byrne	4	63.8	0:11.74	1:40.79 [11] (0:14.30)	1:26.49 [12] (0:11.74)	1:14.75 [12] (0:11.89)	1:02.86 [11] (0:12.31)	0:50.55 [11] (0:12.59)	0:37.96 [12] (0:12.21)	0:25.75 [13] (0:12.18)	0:37.96	-3
12	11	RINGER'S REWARD Samantha Collett	2	64.1	0:11.55	1:40.98 [12] (0:14.25)	1:26.73 [11] (0:11.55)	1:15.18 [10] (0:11.98)	1:03.20 [10] (0:12.29)	0:50.91 [10] (0:12.59)	0:38.32 [10] (0:12.33)	0:25.99 [10] (0:12.38)	0:38.32	-6
13	7	MEAT PIE ARTIE Ron Stewart	7	66.0	0:11.39	1:41.10 [13] (0:14.08)	1:27.02 [7] (0:11.39)	1:15.63 [6] (0:12.01)	1:03.62 [6] (0:12.24)	0:51.38 [6] (0:12.68)	0:38.70 [7] (0:12.44)	0:26.26 [9] (0:12.45)	0:38.70	-2

[] Ranking at each section and finish
 -:-:- No data available at this section
 NA No data available

SCN Saddle cloth number
 DNF Did not finish
 DNT Did not track



Sunshine Coast QLD Professional
Race 6: DOUBLE R GROUP WINX GUINEAS - 1600m
 14 July 2024 - 15:27



Track Rating: Heavy 9, Weather: Fine, Rail Position: True

Section							200m			Last 600m
Field Times							0:12.49			0:37.22
							(0:12.49)			
Rank	TAB	Horse/Jockey	Barrier	Top Speed [km/h]	Fastest Section	Margin			Distance Travelled [m]	
1	2	XIDAKI Vlad Duric	11	65.5 Overall	0:11.50 400m	0:12.29 [5] (0:12.29)	1:38.81		0:35.82	
2	10	MISS ARIA Damien Thornton	10	64.2 Overall	0:11.61 1400m	0:12.52 [2] (0:12.52)	0.1L		0:36.25 +0	
3	5	KNOW THYSELF Zac Lloyd	12	67.4 1400m	0:10.98 1400m	0:12.70 [1] (0:12.70)	1.1L		0:36.96 -3	
4	12	EMMADELLA Jye McNeil	9	65.7 1400m	0:11.23 1400m	0:12.74 [3] (0:12.74)	1.4L		0:36.99 -1	
5	1	CIFRADO Michael Rodd	3	64.7 Overall	0:11.30 1400m	0:12.91 [6] (0:12.91)	3.9L		0:37.44 -9	
6	4	MORE TROUBLE Rachel King	6	65.9 Overall	0:11.12 1400m	0:13.09 [4] (0:13.09)	4L		0:37.79 -5	
7	6	WINSOME STAR Robbie Dolan	1	64.7 Overall	0:11.56 1400m	0:13.02 [7] (0:13.02)	6L		0:37.52 -10	
8	13	DANGEROUS LIAISONS Andrew Mallyon	5	65.6 Overall	0:11.43 1400m	0:13.40 [9] (0:13.40)	9.3L		0:38.05 -11	
9	3	SHARP DAZZLER Angela Jones	8	63.8 1200m	0:11.64 1400m	0:13.19 [12] (0:13.19)	9.6L		0:37.82 -10	
10	8	BECAMO Cejay Graham	13	68.8 1400m	0:10.94 1400m	0:13.62 [8] (0:13.62)	9.9L		0:39.03 -8	

[] Ranking at each section and finish
 -:-:- No data available at this section
 NA No data available

SCN Saddle cloth number
 DNF Did not finish
 DNT Did not track



Sunshine Coast QLD Professional
Race 6: DOUBLE R GROUP WINX GUINEAS - 1600m
 14 July 2024 - 15:27



Track Rating: Heavy 9, Weather: Fine, Rail Position: True

Section				200m				Last 600m	
Field Times				0:12.49 (0:12.49)				0:37.22	
Rank	TAB	Horse/Jockey	Barrier	Top Speed [km/h]	Fastest Section	Margin			Distance Travelled [m]
11	9	WATERMELON Jim Byrne	4	63.8 Overall	0:11.74 1400m	0:13.57 [10] (0:13.57)	10.9L		0:37.96 -3
12	11	RINGER'S REWARD Samantha Collett	2	64.1 Overall	0:11.55 1400m	0:13.61 [13] (0:13.61)	11.9L		0:38.32 -6
13	7	MEAT PIE ARTIE Ron Stewart	7	66.0 1400m	0:11.39 1400m	0:13.81 [11] (0:13.81)	12.4L		0:38.70 -2

[] Ranking at each section and finish
 -:-:-:- No data available at this section
 NA No data available

SCN Saddle cloth number
 DNF Did not finish
 DNT Did not track



Horse/Jockey Name	Xidaki
Final Rank	1
Fastest Section Time (Section)	0:11.50 (400m)
Top Speed [km/h] (Section)	65.5 (Overall)
Race State	Finished



Sunshine Coast QLD Professional

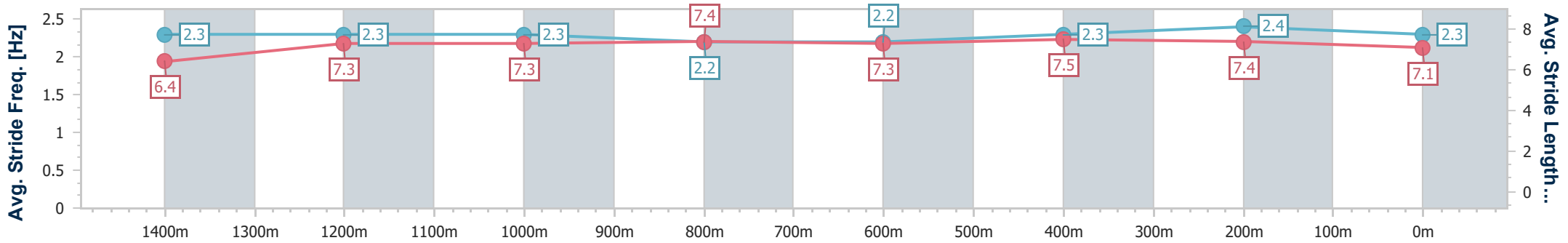
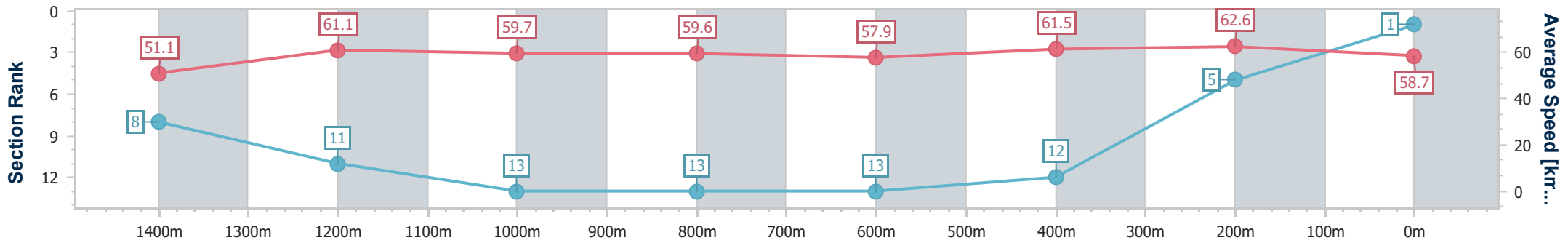
Race 6: DOUBLE R GROUP WINX GUINEAS - 1600m



14 July 2024 - 15:27

Track Rating: Heavy 9, Weather: Fine, Rail Position: True

Section	Overall	1400m	1200m	1000m	800m	600m	400m	200m
Section Times	1:38.81 [1] (0:14.14)	1:24.67 [8] (0:11.85)	1:12.82 [11] (0:12.13)	1:00.69 [13] (0:12.22)	0:48.47 [13] (0:12.65)	0:35.82 [13] (0:12.03)	0:23.79 [12] (0:11.50)	0:12.29 [5]
Average Speed [km/h]	51.1	61.1	59.7	59.6	57.9	61.5	62.6	58.7
Top Speed [km/h]	65.5	63.6	61.9	61.1	59.8	62.9	63.3	62.3
Avg. Dist. to Rail [m]	12.7	4.7	4.0	3.6	2.8	4.8	10.4	12.4
Avg. Stride Freq. [Hz]	2.3	2.3	2.3	2.2	2.2	2.3	2.4	2.3
Avg. Stride Length [m]	6.4	7.3	7.3	7.4	7.3	7.5	7.4	7.1



- [] Ranking at each section and finish
- .-.- No data available at this section
- NA No data available



Horse/Jockey Name	Miss Aria
Final Rank	2
Fastest Section Time (Section)	0:11.61 (1400m)
Top Speed [km/h] (Section)	64.2 (Overall)
Race State	Finished



Sunshine Coast QLD Professional

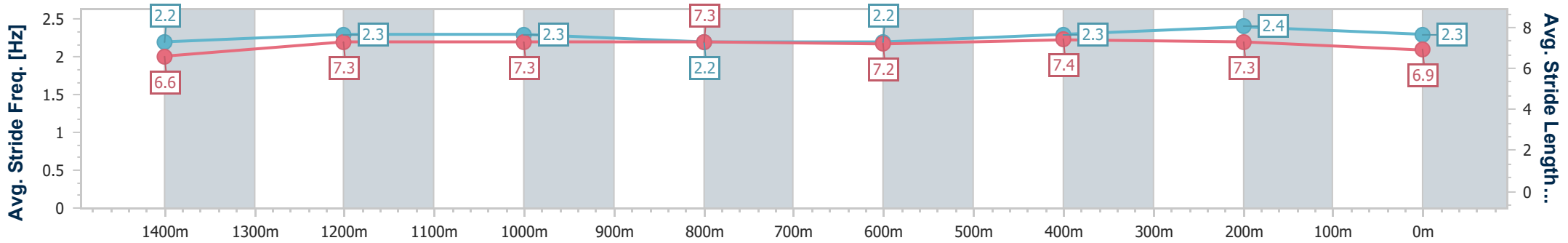
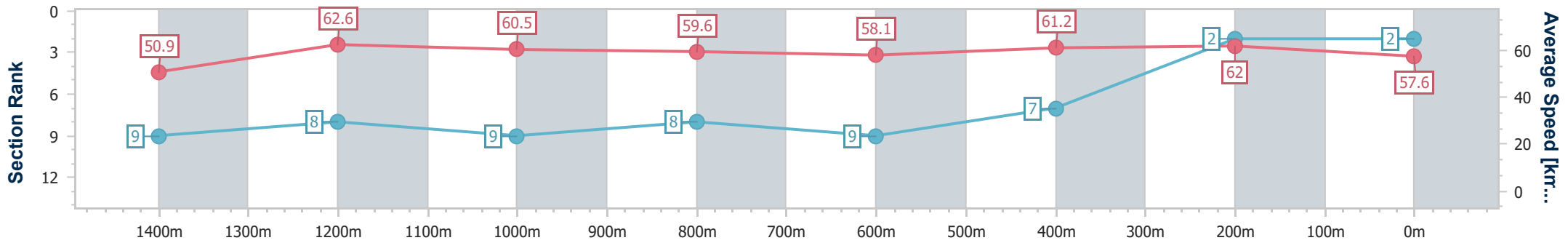
Race 6: DOUBLE R GROUP WINX GUINEAS - 1600m



14 July 2024 - 15:27

Track Rating: Heavy 9, Weather: Fine, Rail Position: True

Section	Overall	1400m	1200m	1000m	800m	600m	400m	200m
Section Times	1:38.84 [2] (0:14.16)	1:24.68 [9] (0:11.61)	1:13.07 [8] (0:11.97)	1:01.10 [9] (0:12.20)	0:48.90 [8] (0:12.65)	0:36.25 [9] (0:12.12)	0:24.13 [7] (0:11.61)	0:12.52 [2] (0:12.52)
Average Speed [km/h]	50.9	62.6	60.5	59.6	58.1	61.2	62.0	57.6
Top Speed [km/h]	64.2	64.0	62.1	60.2	60.1	63.1	63.2	60.8
Avg. Dist. to Rail [m]	13.0	5.0	4.6	4.1	3.5	4.5	9.0	11.3
Avg. Stride Freq. [Hz]	2.2	2.3	2.3	2.2	2.2	2.3	2.4	2.3
Avg. Stride Length [m]	6.6	7.3	7.3	7.3	7.2	7.4	7.3	6.9



- [] Ranking at each section and finish
- .-.- No data available at this section
- NA No data available



Horse/Jockey Name	Know Thyself
Final Rank	3
Fastest Section Time (Section)	0:10.98 (1400m)
Top Speed [km/h] (Section)	67.4 (1400m)
Race State	Finished



Sunshine Coast QLD Professional

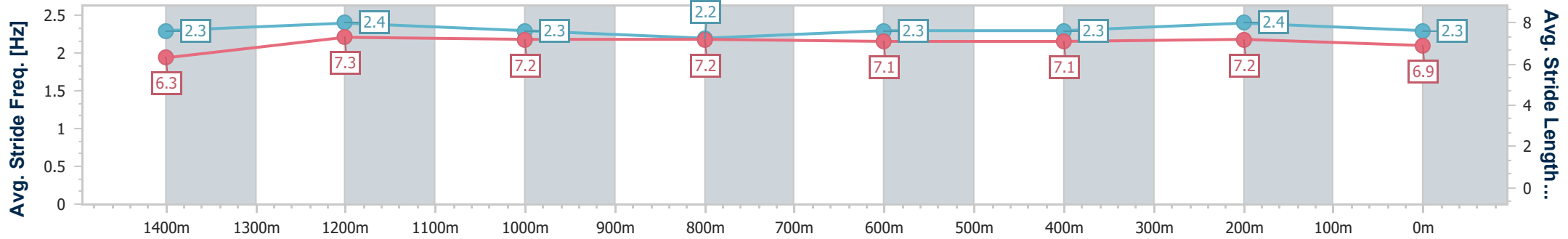
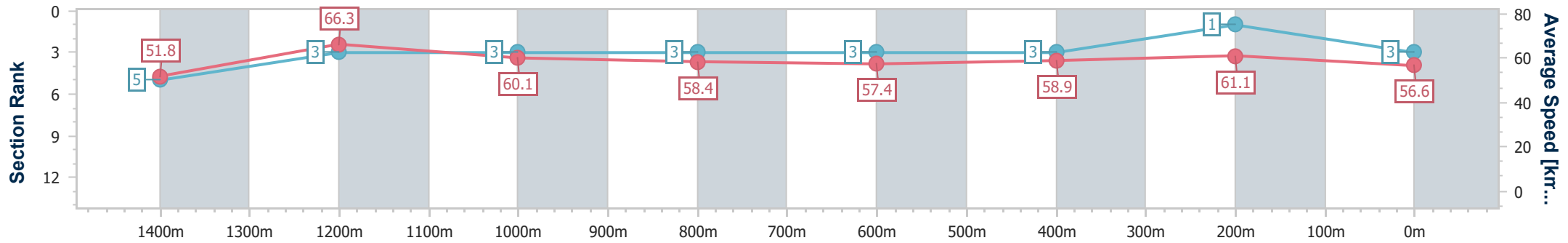
Race 6: DOUBLE R GROUP WINX GUINEAS - 1600m



14 July 2024 - 15:27

Track Rating: Heavy 9, Weather: Fine, Rail Position: True

Section	Overall	1400m	1200m	1000m	800m	600m	400m	200m
Section Times	1:39.02 [3] (0:13.92)	1:25.10 [5] (0:10.98)	1:14.12 [3] (0:12.03)	1:02.09 [3] (0:12.44)	0:49.65 [3] (0:12.69)	0:36.96 [3] (0:12.46)	0:24.50 [3] (0:11.80)	0:12.70 [1] (0:12.70)
Average Speed [km/h]	51.8	66.3	60.1	58.4	57.4	58.9	61.1	56.6
Top Speed [km/h]	66.8	67.4	63.5	59.9	58.8	60.7	61.7	59.3
Avg. Dist. to Rail [m]	15.1	6.0	4.3	3.3	2.5	2.9	7.4	9.2
Avg. Stride Freq. [Hz]	2.3	2.4	2.3	2.2	2.3	2.3	2.4	2.3
Avg. Stride Length [m]	6.3	7.3	7.2	7.2	7.1	7.1	7.2	6.9



- [] Ranking at each section and finish
- .-.- No data available at this section
- NA No data available



Horse/Jockey Name	Emmadella
Final Rank	4
Fastest Section Time (Section)	0:11.23 (1400m)
Top Speed [km/h] (Section)	65.7 (1400m)
Race State	Finished



Sunshine Coast QLD Professional

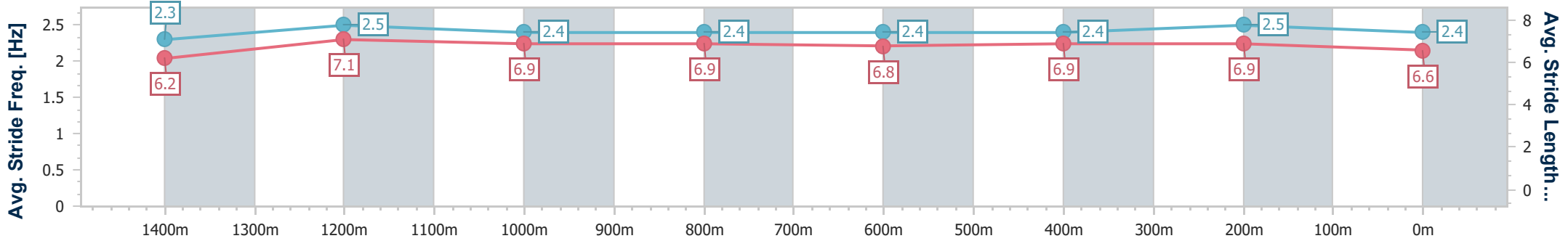
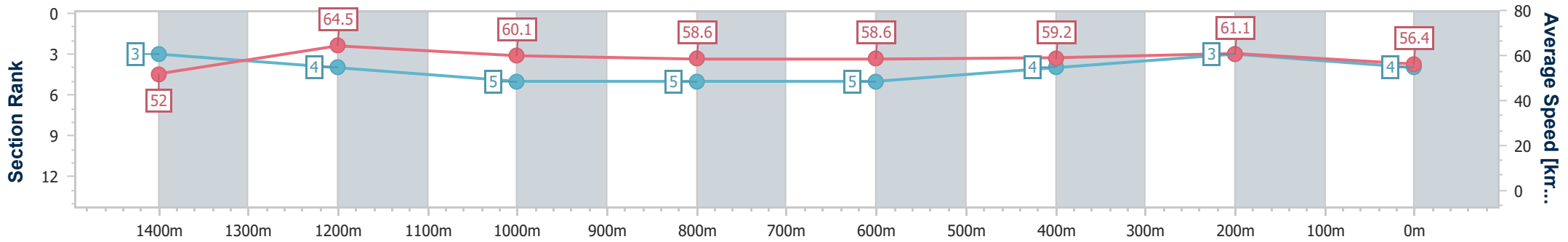
Race 6: DOUBLE R GROUP WINX GUINEAS - 1600m



14 July 2024 - 15:27

Track Rating: Heavy 9, Weather: Fine, Rail Position: True

Section	Overall	1400m	1200m	1000m	800m	600m	400m	200m
Section Times	1:39.11 [4] (0:13.89)	1:25.22 [3] (0:11.23)	1:13.99 [4] (0:12.02)	1:01.97 [5] (0:12.40)	0:49.57 [5] (0:12.58)	0:36.99 [5] (0:12.43)	0:24.56 [4] (0:11.82)	0:12.74 [3] (0:12.74)
Average Speed [km/h]	52.0	64.5	60.1	58.6	58.6	59.2	61.1	56.4
Top Speed [km/h]	65.0	65.7	64.2	60.4	59.9	60.9	62.0	60.0
Avg. Dist. to Rail [m]	11.6	5.0	4.2	3.6	3.7	4.1	8.1	10.6
Avg. Stride Freq. [Hz]	2.3	2.5	2.4	2.4	2.4	2.4	2.5	2.4
Avg. Stride Length [m]	6.2	7.1	6.9	6.9	6.8	6.9	6.9	6.6



- [] Ranking at each section and finish
- .-.- No data available at this section
- NA No data available



Horse/Jockey Name	Cifrado
Final Rank	5
Fastest Section Time (Section)	0:11.30 (1400m)
Top Speed [km/h] (Section)	64.7 (Overall)
Race State	Finished



Sunshine Coast QLD Professional

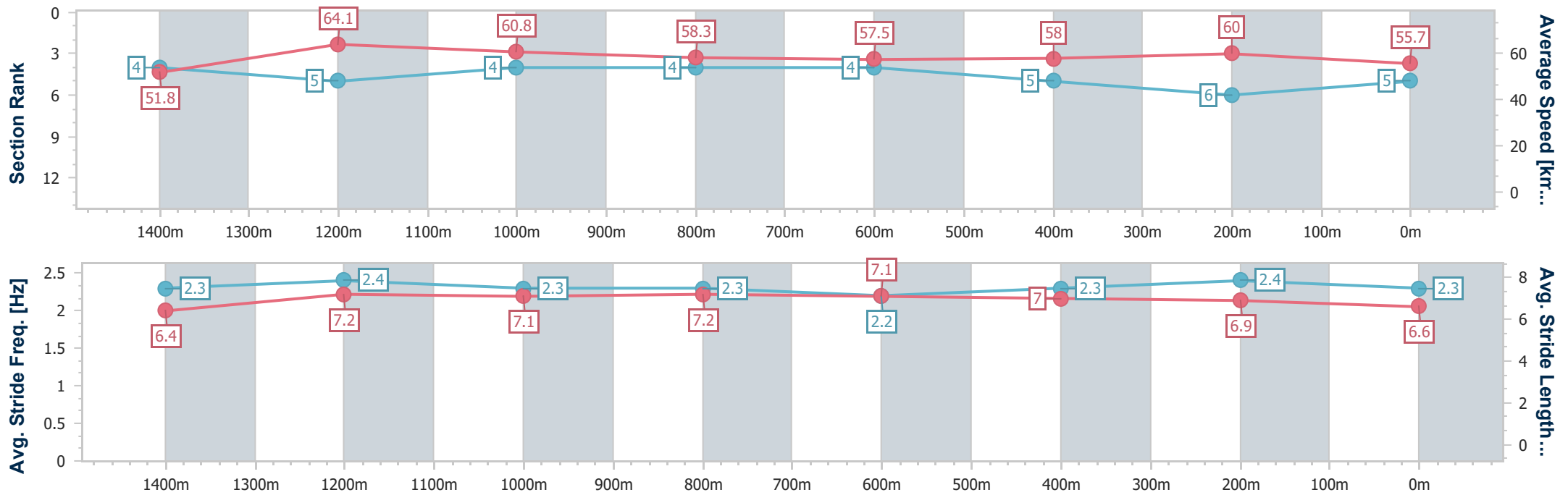
Race 6: DOUBLE R GROUP WINX GUINEAS - 1600m



14 July 2024 - 15:27

Track Rating: Heavy 9, Weather: Fine, Rail Position: True

Section	Overall	1400m	1200m	1000m	800m	600m	400m	200m
Section Times	1:39.54 [5] (0:13.90)	1:25.64 [4] (0:11.30)	1:14.34 [5] (0:11.84)	1:02.50 [4] (0:12.44)	0:50.06 [4] (0:12.62)	0:37.44 [4] (0:12.47)	0:24.97 [5] (0:12.06)	0:12.91 [6] (0:12.91)
Average Speed [km/h]	51.8	64.1	60.8	58.3	57.5	58.0	60.0	55.7
Top Speed [km/h]	64.7	64.5	63.0	58.8	59.1	59.1	60.7	58.8
Avg. Dist. to Rail [m]	6.9	3.0	2.5	2.1	1.5	1.2	4.3	6.8
Avg. Stride Freq. [Hz]	2.3	2.4	2.3	2.3	2.2	2.3	2.4	2.3
Avg. Stride Length [m]	6.4	7.2	7.1	7.2	7.1	7.0	6.9	6.6



- [] Ranking at each section and finish
- .-.- No data available at this section
- NA No data available



Horse/Jockey Name	More Trouble
Final Rank	6
Fastest Section Time (Section)	0:11.12 (1400m)
Top Speed [km/h] (Section)	65.9 (Overall)
Race State	Finished



Sunshine Coast QLD Professional

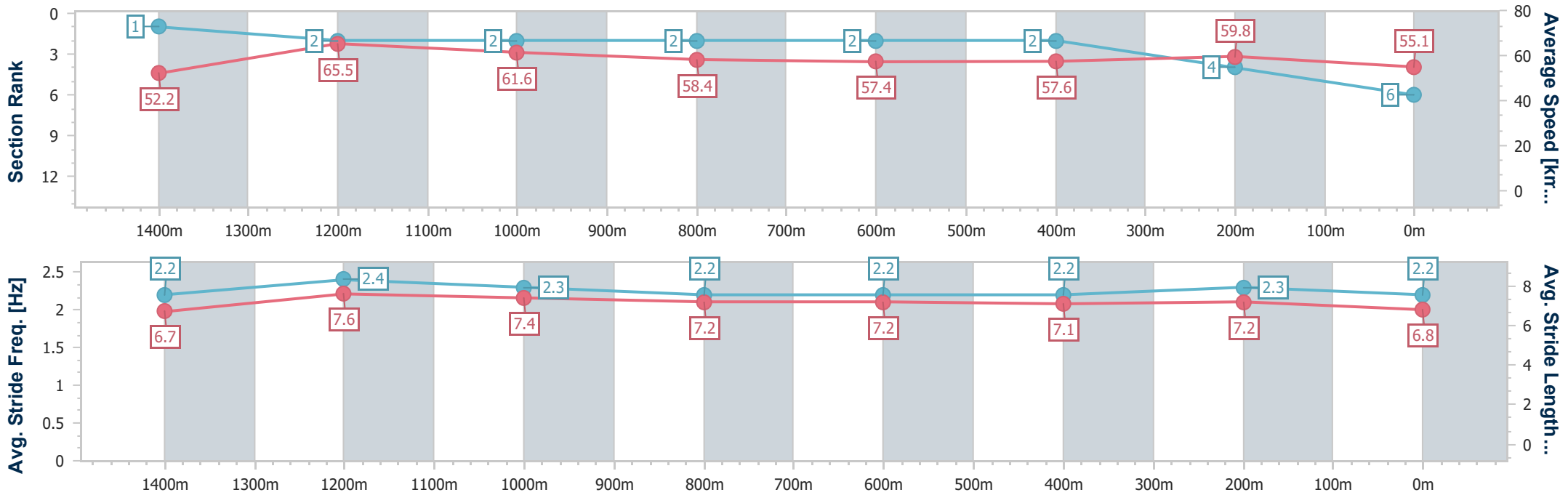
Race 6: DOUBLE R GROUP WINX GUINEAS - 1600m



14 July 2024 - 15:27

Track Rating: Heavy 9, Weather: Fine, Rail Position: True

Section	Overall	1400m	1200m	1000m	800m	600m	400m	200m
Section Times	1:39.56 [6] (0:13.78)	1:25.78 [1] (0:11.12)	1:14.66 [2] (0:11.76)	1:02.90 [2] (0:12.39)	0:50.51 [2] (0:12.72)	0:37.79 [2] (0:12.65)	0:25.14 [2] (0:12.05)	0:13.09 [4] (0:13.09)
Average Speed [km/h]	52.2	65.5	61.6	58.4	57.4	57.6	59.8	55.1
Top Speed [km/h]	65.9	65.8	63.9	60.6	57.7	60.2	60.8	57.9
Avg. Dist. to Rail [m]	9.9	4.7	4.3	3.5	2.6	2.3	6.3	8.0
Avg. Stride Freq. [Hz]	2.2	2.4	2.3	2.2	2.2	2.2	2.3	2.2
Avg. Stride Length [m]	6.7	7.6	7.4	7.2	7.2	7.1	7.2	6.8



- [] Ranking at each section and finish
- .-.- No data available at this section
- NA No data available



Horse/Jockey Name	Winsome Star
Final Rank	7
Fastest Section Time (Section)	0:11.56 (1400m)
Top Speed [km/h] (Section)	64.7 (Overall)
Race State	Finished



Sunshine Coast QLD Professional

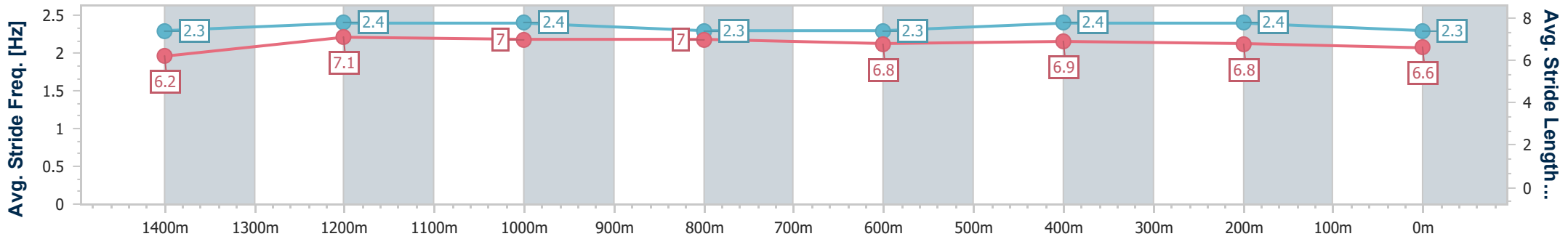
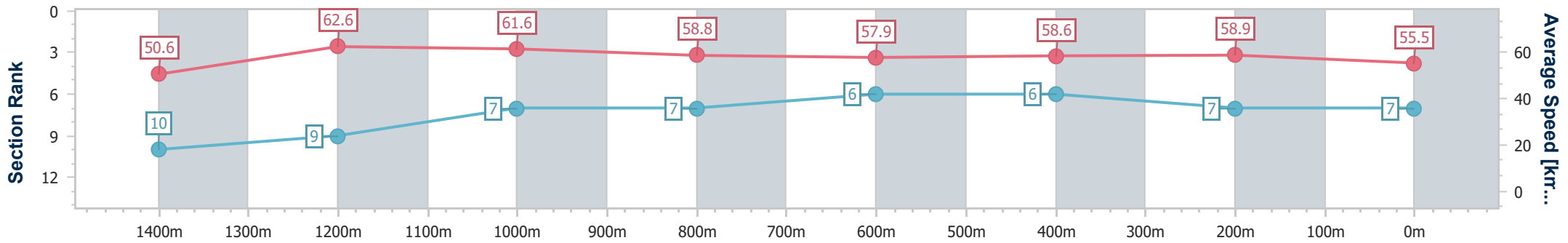
Race 6: DOUBLE R GROUP WINX GUINEAS - 1600m



14 July 2024 - 15:27

Track Rating: Heavy 9, Weather: Fine, Rail Position: True

Section	Overall	1400m	1200m	1000m	800m	600m	400m	200m
Section Times	1:39.90 [7] (0:14.23)	1:25.67 [10] (0:11.56)	1:14.11 [9] (0:11.77)	1:02.34 [7] (0:12.27)	0:50.07 [7] (0:12.55)	0:37.52 [6] (0:12.30)	0:25.22 [6] (0:12.20)	0:13.02 [7] (0:13.02)
Average Speed [km/h]	50.6	62.6	61.6	58.8	57.9	58.6	58.9	55.5
Top Speed [km/h]	64.7	63.5	63.4	59.4	58.8	59.7	59.9	58.8
Avg. Dist. to Rail [m]	4.6	2.9	2.2	2.1	1.2	0.6	3.8	8.5
Avg. Stride Freq. [Hz]	2.3	2.4	2.4	2.3	2.3	2.4	2.4	2.3
Avg. Stride Length [m]	6.2	7.1	7.0	7.0	6.8	6.9	6.8	6.6



- [] Ranking at each section and finish
- .-.- No data available at this section
- NA No data available



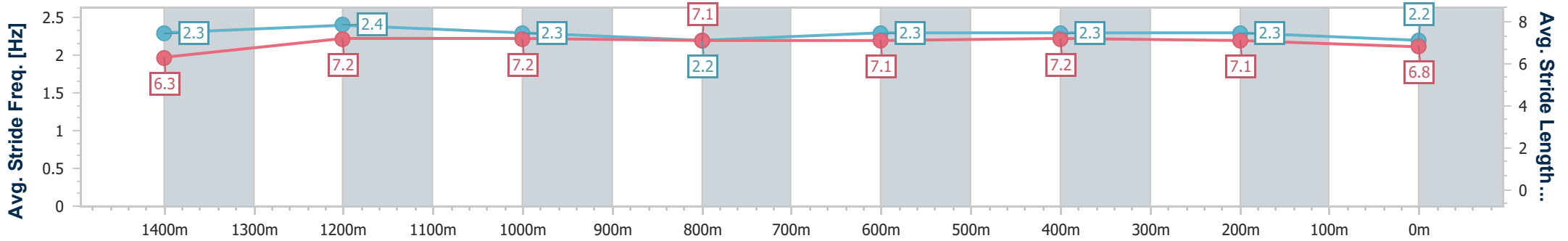
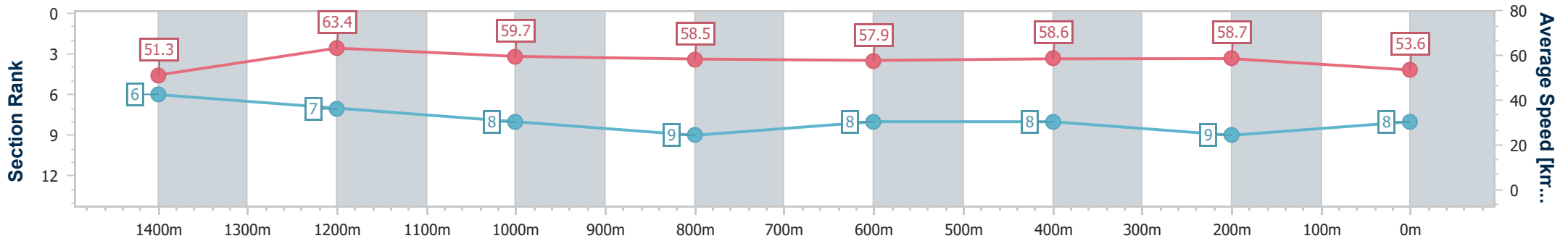
Horse/Jockey Name	Dangerous Liaisons
Final Rank	8
Fastest Section Time (Section)	0:11.43 (1400m)
Top Speed [km/h] (Section)	65.6 (Overall)
Race State	Finished



Sunshine Coast QLD Professional
 Race 6: DOUBLE R GROUP WINX GUINEAS - 1600m
 14 July 2024 - 15:27
 Track Rating: Heavy 9, Weather: Fine, Rail Position: True



Section	Overall	1400m	1200m	1000m	800m	600m	400m	200m
Section Times	1:40.47 [8] (0:14.05)	1:26.42 [6] (0:11.43)	1:14.99 [7] (0:12.14)	1:02.85 [8] (0:12.35)	0:50.50 [9] (0:12.45)	0:38.05 [8] (0:12.40)	0:25.65 [8] (0:12.25)	0:13.40 [9] (0:13.40)
Average Speed [km/h]	51.3	63.4	59.7	58.5	57.9	58.6	58.7	53.6
Top Speed [km/h]	65.6	64.2	61.4	60.2	59.4	59.3	59.9	56.6
Avg. Dist. to Rail [m]	9.4	4.7	2.6	1.4	0.5	1.2	4.9	8.5
Avg. Stride Freq. [Hz]	2.3	2.4	2.3	2.2	2.3	2.3	2.3	2.2
Avg. Stride Length [m]	6.3	7.2	7.2	7.1	7.1	7.2	7.1	6.8



- [] Ranking at each section and finish
- .-.- No data available at this section
- NA No data available



Horse/Jockey Name	Sharp Dazzler
Final Rank	9
Fastest Section Time (Section)	0:11.64 (1400m)
Top Speed [km/h] (Section)	63.8 (1200m)
Race State	Finished



Sunshine Coast QLD Professional

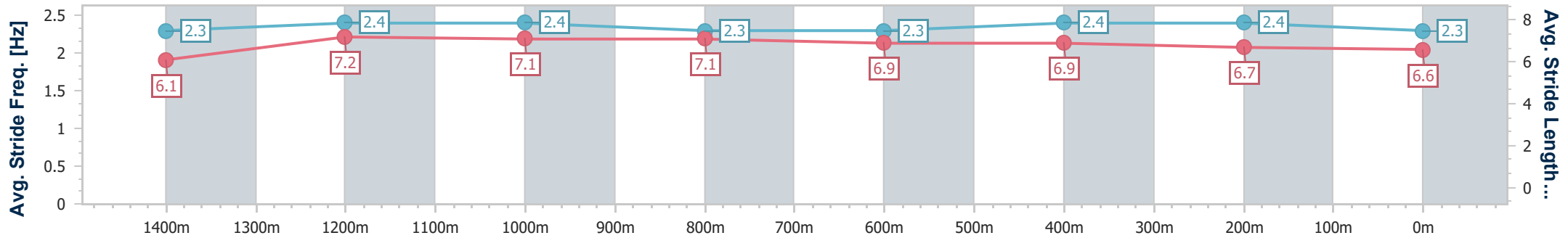
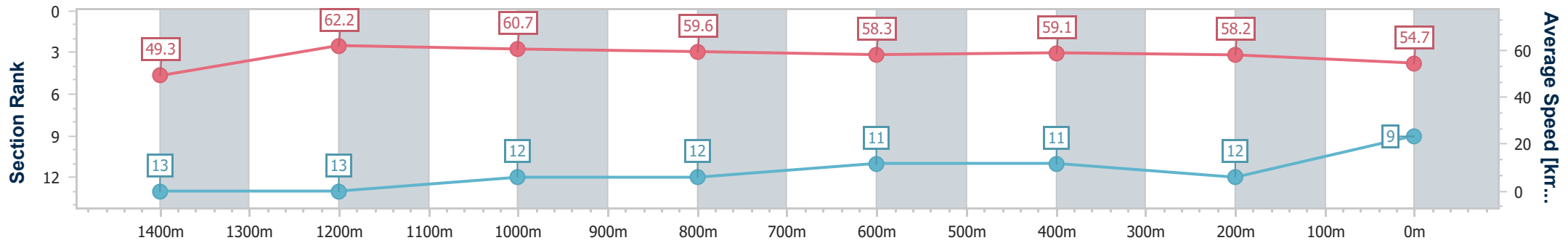
Race 6: DOUBLE R GROUP WINX GUINEAS - 1600m



14 July 2024 - 15:27

Track Rating: Heavy 9, Weather: Fine, Rail Position: True

Section	Overall	1400m	1200m	1000m	800m	600m	400m	200m
Section Times	1:40.54 [9] (0:14.62)	1:25.92 [13] (0:11.64)	1:14.28 [13] (0:11.84)	1:02.44 [12] (0:12.19)	0:50.25 [12] (0:12.43)	0:37.82 [11] (0:12.28)	0:25.54 [11] (0:12.35)	0:13.19 [12] (0:13.19)
Average Speed [km/h]	49.3	62.2	60.7	59.6	58.3	59.1	58.2	54.7
Top Speed [km/h]	62.7	62.5	63.8	60.1	59.7	59.4	59.6	56.8
Avg. Dist. to Rail [m]	10.1	2.4	1.7	2.2	1.4	0.9	4.2	6.7
Avg. Stride Freq. [Hz]	2.3	2.4	2.4	2.3	2.3	2.4	2.4	2.3
Avg. Stride Length [m]	6.1	7.2	7.1	7.1	6.9	6.9	6.7	6.6



- [] Ranking at each section and finish
- .-.- No data available at this section
- NA No data available



Horse/Jockey Name	Becamo
Final Rank	10
Fastest Section Time (Section)	0:10.94 (1400m)
Top Speed [km/h] (Section)	68.8 (1400m)
Race State	Finished



Sunshine Coast QLD Professional

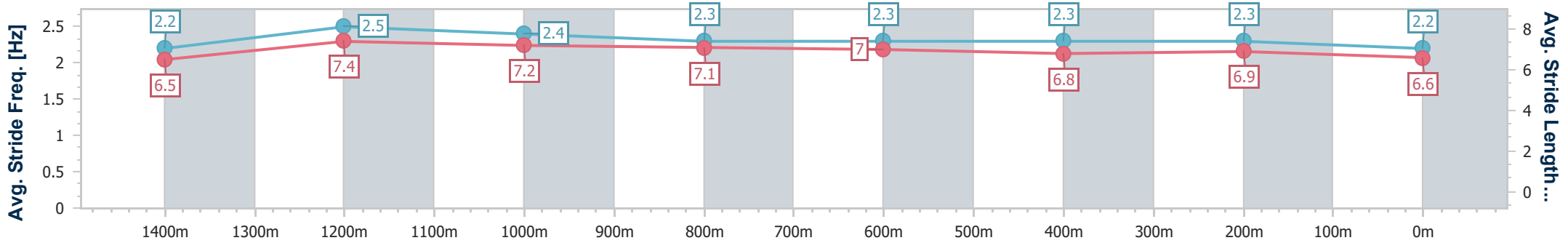
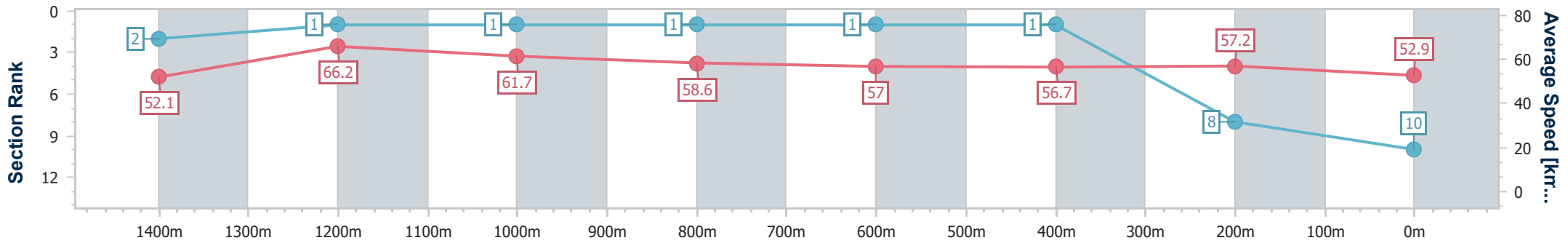
Race 6: DOUBLE R GROUP WINX GUINEAS - 1600m



14 July 2024 - 15:27

Track Rating: Heavy 9, Weather: Fine, Rail Position: True

Section	Overall	1400m	1200m	1000m	800m	600m	400m	200m
Section Times	1:40.62 [10] (0:13.86)	1:26.76 [2] (0:10.94)	1:15.82 [1] (0:11.70)	1:04.12 [1] (0:12.38)	0:51.74 [1] (0:12.71)	0:39.03 [1] (0:12.81)	0:26.22 [1] (0:12.60)	0:13.62 [8] (0:13.62)
Average Speed [km/h]	52.1	66.2	61.7	58.6	57.0	56.7	57.2	52.9
Top Speed [km/h]	68.3	68.8	63.0	60.2	57.5	58.2	58.1	55.3
Avg. Dist. to Rail [m]	16.6	5.5	2.4	2.2	1.4	1.4	6.0	7.9
Avg. Stride Freq. [Hz]	2.2	2.5	2.4	2.3	2.3	2.3	2.3	2.2
Avg. Stride Length [m]	6.5	7.4	7.2	7.1	7.0	6.8	6.9	6.6



- [] Ranking at each section and finish
- .-.- No data available at this section
- NA No data available



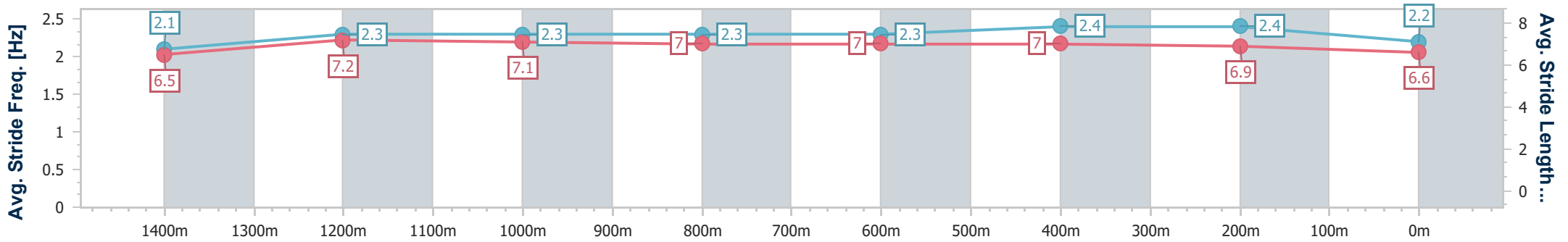
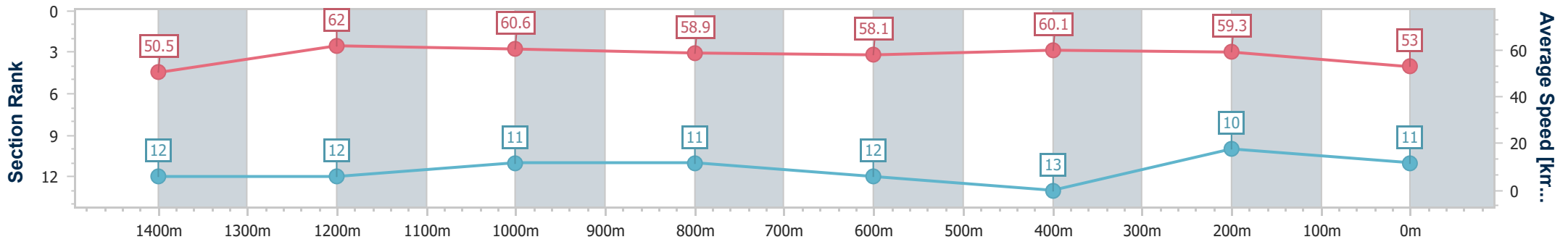
Horse/Jockey Name	Watermelon
Final Rank	11
Fastest Section Time (Section)	0:11.74 (1400m)
Top Speed [km/h] (Section)	63.8 (Overall)
Race State	Finished



Sunshine Coast QLD Professional
 Race 6: DOUBLE R GROUP WINX GUINEAS - 1600m
 14 July 2024 - 15:27
 Track Rating: Heavy 9, Weather: Fine, Rail Position: True



Section	Overall	1400m	1200m	1000m	800m	600m	400m	200m
Section Times	1:40.79 [11] (0:14.30)	1:26.49 [12] (0:11.74)	1:14.75 [12] (0:11.89)	1:02.86 [11] (0:12.31)	0:50.55 [11] (0:12.59)	0:37.96 [12] (0:12.21)	0:25.75 [13] (0:12.18)	0:13.57 [10] (0:13.57)
Average Speed [km/h]	50.5	62.0	60.6	58.9	58.1	60.1	59.3	53.0
Top Speed [km/h]	63.8	62.9	63.0	60.1	59.5	60.6	60.5	56.5
Avg. Dist. to Rail [m]	7.7	4.1	3.6	3.4	2.5	3.2	9.1	11.3
Avg. Stride Freq. [Hz]	2.1	2.3	2.3	2.3	2.3	2.4	2.4	2.2
Avg. Stride Length [m]	6.5	7.2	7.1	7.0	7.0	7.0	6.9	6.6



- [] Ranking at each section and finish
- .-.- No data available at this section
- NA No data available



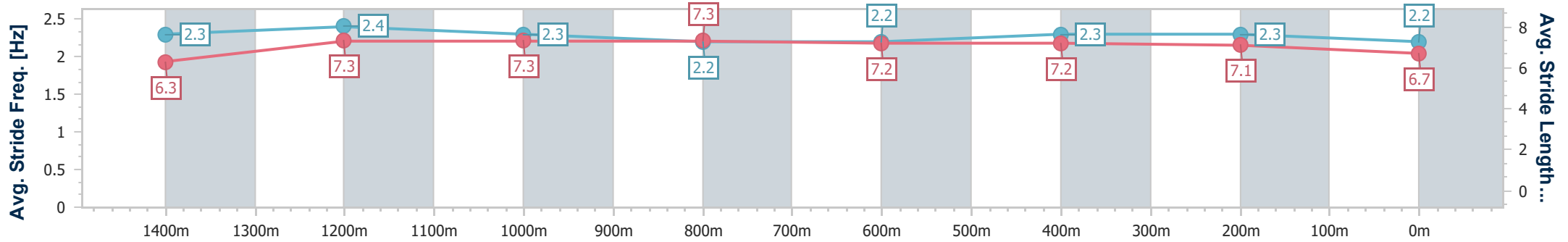
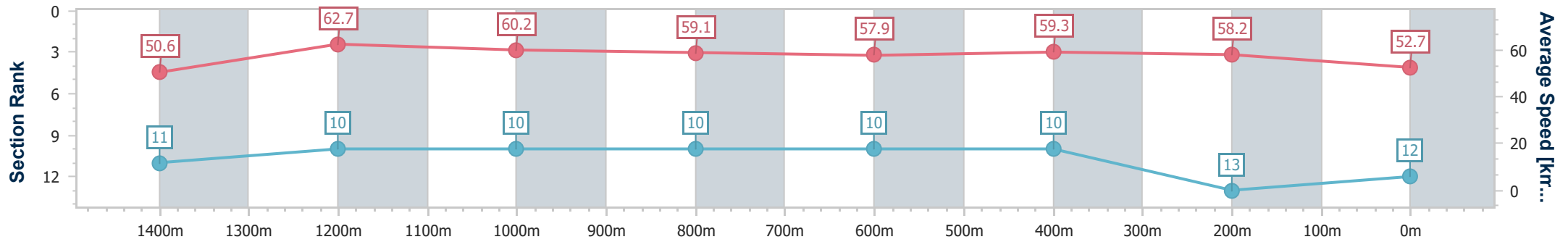
Horse/Jockey Name	Ringer's Reward
Final Rank	12
Fastest Section Time (Section)	0:11.55 (1400m)
Top Speed [km/h] (Section)	64.1 (Overall)
Race State	Finished



Sunshine Coast QLD Professional
 Race 6: DOUBLE R GROUP WINX GUINEAS - 1600m
 14 July 2024 - 15:27
 Track Rating: Heavy 9, Weather: Fine, Rail Position: True



Section	Overall	1400m	1200m	1000m	800m	600m	400m	200m
Section Times	1:40.98 [12] (0:14.25)	1:26.73 [11] (0:11.55)	1:15.18 [10] (0:11.98)	1:03.20 [10] (0:12.29)	0:50.91 [10] (0:12.59)	0:38.32 [10] (0:12.33)	0:25.99 [10] (0:12.38)	0:13.61 [13] (0:13.61)
Average Speed [km/h]	50.6	62.7	60.2	59.1	57.9	59.3	58.2	52.7
Top Speed [km/h]	64.1	63.0	62.3	60.1	59.4	59.8	59.0	55.9
Avg. Dist. to Rail [m]	5.7	3.3	3.0	3.1	2.6	2.1	5.2	7.2
Avg. Stride Freq. [Hz]	2.3	2.4	2.3	2.2	2.2	2.3	2.3	2.2
Avg. Stride Length [m]	6.3	7.3	7.3	7.3	7.2	7.2	7.1	6.7



- [] Ranking at each section and finish
- .-.- No data available at this section
- NA No data available



Horse/Jockey Name	Meat Pie Artie
Final Rank	13
Fastest Section Time (Section)	0:11.39 (1400m)
Top Speed [km/h] (Section)	66.0 (1400m)
Race State	Finished



Sunshine Coast QLD Professional

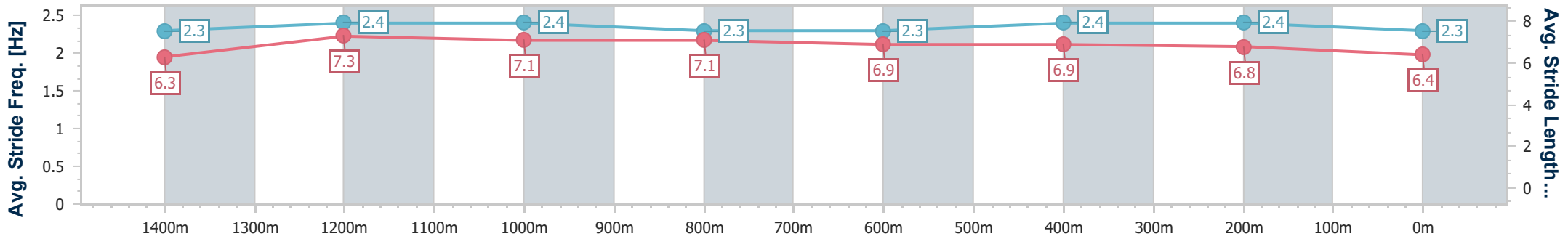
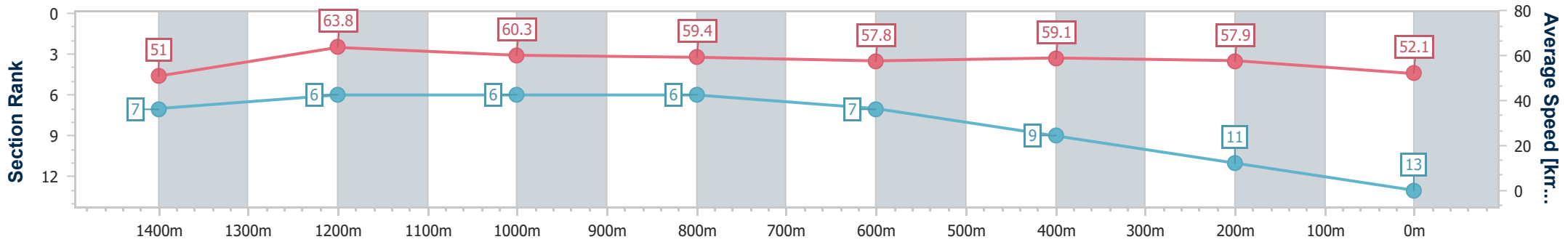
Race 6: DOUBLE R GROUP WINX GUINEAS - 1600m



14 July 2024 - 15:27

Track Rating: Heavy 9, Weather: Fine, Rail Position: True

Section	Overall	1400m	1200m	1000m	800m	600m	400m	200m
Section Times	1:41.10 [13] (0:14.08)	1:27.02 [7] (0:11.39)	1:15.63 [6] (0:12.01)	1:03.62 [6] (0:12.24)	0:51.38 [6] (0:12.68)	0:38.70 [7] (0:12.44)	0:26.26 [9] (0:12.45)	0:13.81 [11] (0:13.81)
Average Speed [km/h]	51.0	63.8	60.3	59.4	57.8	59.1	57.9	52.1
Top Speed [km/h]	65.8	66.0	63.5	60.5	59.4	60.2	60.0	55.1
Avg. Dist. to Rail [m]	9.6	4.2	4.1	4.0	3.2	3.6	7.9	9.8
Avg. Stride Freq. [Hz]	2.3	2.4	2.4	2.3	2.3	2.4	2.4	2.3
Avg. Stride Length [m]	6.3	7.3	7.1	7.1	6.9	6.9	6.8	6.4



- [] Ranking at each section and finish
- .-.- No data available at this section
- NA No data available