



**Doomben QLD Professional**  
**Race 1: TEDDY BEARS PICNIC 3 AUGUST Fillies and Mares Maiden**  
**Plate - 1200m**  
**17 July 2024 - 12:38**



Track Rating: Good 4, Weather: Fine, Rail Position: +8m Entire

| Section     |   | Overall              | 1000m                | 800m                 | 600m                     | 400m                     | 200m                     | Last 600m                |                          |                          |                        |         |    |
|-------------|---|----------------------|----------------------|----------------------|--------------------------|--------------------------|--------------------------|--------------------------|--------------------------|--------------------------|------------------------|---------|----|
| Field Times |   | 1:10.84<br>(0:13.26) | 0:57.58<br>(0:10.95) | 0:46.63<br>(0:11.48) | 0:35.15<br>(0:11.45)     | 0:23.70<br>(0:11.40)     | 0:12.30<br>(0:12.30)     | 0:35.15                  |                          |                          |                        |         |    |
| Rank        | TAB Horse/Jockey                                    | Barrier              | Top Speed [km/h]     | Fastest Section      |                          |                          |                          |                          |                          | Margin                   | Distance Travelled [m] |         |    |
| 1           | 1 <b>ASHILLA</b><br>Nathan Thomas                   | 4                    | 69.1<br>Overall      | 0:10.82<br>1000m     | 1:10.84 [1]<br>(0:13.53) | 0:57.31 [2]<br>(0:10.82) | 0:46.49 [2]<br>(0:11.34) | 0:35.15 [1]<br>(0:11.45) | 0:23.70 [1]<br>(0:11.40) | 0:12.30 [1]<br>(0:12.30) | 1:10.84                | 0:35.15 |    |
| 2           | 13 <b>TESSATORI</b><br>Melea Castle                 | 8                    | 69.7<br>1000m        | 0:10.85<br>1000m     | 1:10.99 [2]<br>(0:14.11) | 0:56.88 [6]<br>(0:10.85) | 0:46.03 [7]<br>(0:11.26) | 0:34.77 [5]<br>(0:11.70) | 0:23.07 [5]<br>(0:11.41) | 0:11.66 [5]<br>(0:11.66) | 0.9L                   | 0:34.77 | +0 |
| 3           | 4 <b>CAXTON LASS</b><br>Cejay Graham                | 3                    | 68.4<br>1000m        | 0:11.01<br>1000m     | 1:11.18 [3]<br>(0:13.58) | 0:57.60 [3]<br>(0:11.01) | 0:46.59 [3]<br>(0:11.39) | 0:35.20 [3]<br>(0:11.48) | 0:23.72 [3]<br>(0:11.32) | 0:12.40 [2]<br>(0:12.40) | 2L                     | 0:35.20 | +0 |
| 4           | 10 <b>POWER ACE</b><br>James Orman                  | 9                    | 71.5<br>Overall      | 0:10.95<br>1000m     | 1:11.42 [4]<br>(0:13.26) | 0:58.16 [1]<br>(0:10.95) | 0:47.21 [1]<br>(0:11.53) | 0:35.68 [2]<br>(0:11.59) | 0:24.09 [2]<br>(0:11.53) | 0:12.56 [3]<br>(0:12.56) | 3.43L                  | 0:35.68 | -1 |
| 5           | 5 <b>CLIODHNA MAEVE</b><br>Michael Rodd             | 6                    | 69.1<br>1000m        | 0:10.72<br>1000m     | 1:11.64 [5]<br>(0:13.97) | 0:57.67 [4]<br>(0:10.72) | 0:46.95 [4]<br>(0:11.30) | 0:35.65 [4]<br>(0:11.55) | 0:24.10 [4]<br>(0:11.46) | 0:12.64 [4]<br>(0:12.64) | 4.7L                   | 0:35.65 | +0 |
| 6           | 11 <b>TEESANDCEES APPLY</b><br>Jag Guthmann-Chester | 7                    | 67.6<br>1000m        | 0:10.97<br>1000m     | 1:11.73 [6]<br>(0:14.26) | 0:57.47 [8]<br>(0:10.97) | 0:46.50 [8]<br>(0:11.45) | 0:35.05 [9]<br>(0:11.77) | 0:23.28 [9]<br>(0:11.45) | 0:11.83 [6]<br>(0:11.83) | 5.2L                   | 0:35.05 | +0 |
| 7           | 3 <b>TSUKINO</b><br>Cody Collis                     | 2                    | 67.8<br>1000m        | 0:10.76<br>1000m     | 1:12.44 [7]<br>(0:14.12) | 0:58.32 [7]<br>(0:10.76) | 0:47.56 [5]<br>(0:11.51) | 0:36.05 [7]<br>(0:11.99) | 0:24.06 [6]<br>(0:11.64) | 0:12.42 [7]<br>(0:12.42) | 9.4L                   | 0:36.05 | -1 |
| 8           | 6 <b>KALBAR QUEEN</b><br>Damien Thornton            | 5                    | 67.5<br>1000m        | 0:10.95<br>1000m     | 1:12.54 [8]<br>(0:13.98) | 0:58.56 [5]<br>(0:10.95) | 0:47.61 [6]<br>(0:11.45) | 0:36.16 [6]<br>(0:12.02) | 0:24.14 [7]<br>(0:11.69) | 0:12.45 [8]<br>(0:12.45) | 9.97L                  | 0:36.16 | +0 |
| 9           | 12 <b>TOXORUBY</b><br>Samantha Collett              | 1                    | 66.8<br>1000m        | 0:10.97<br>1000m     | 1:12.97 [9]<br>(0:14.44) | 0:58.53 [9]<br>(0:10.97) | 0:47.56 [9]<br>(0:11.24) | 0:36.32 [8]<br>(0:11.80) | 0:24.52 [8]<br>(0:11.81) | 0:12.71 [9]<br>(0:12.71) | 12.51L                 | 0:36.32 | -1 |

Scratched: Midnight Seas (#2), Lady Lucifer (#7), Morganite (#9), Madam Borodina (#8), Princess Moneybags (#14)

[ ] Ranking at each section and finish  
 -:-:- No data available at this section  
 NA No data available

SCN Saddle cloth number  
 DNF Did not finish  
 DNT Did not track



|                                |                 |
|--------------------------------|-----------------|
| Horse/Jockey Name              | Ashilla         |
| Final Rank                     | 1               |
| Fastest Section Time (Section) | 0:10.82 (1000m) |
| Top Speed [km/h] (Section)     | 69.1 (Overall)  |
| Race State                     | Finished        |

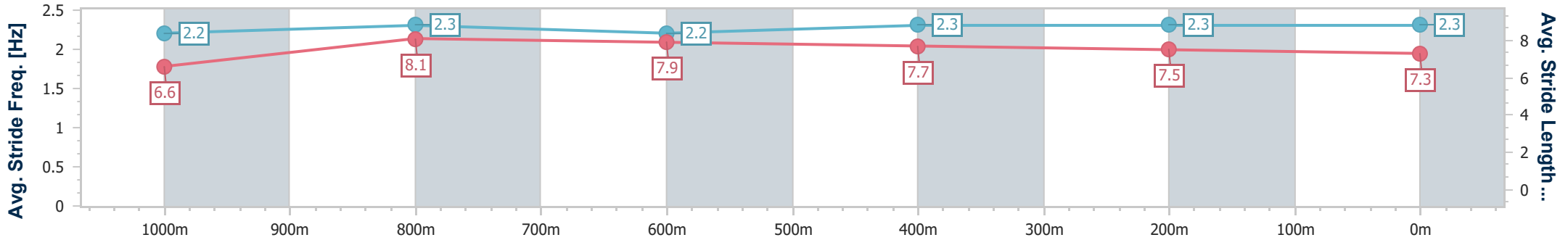
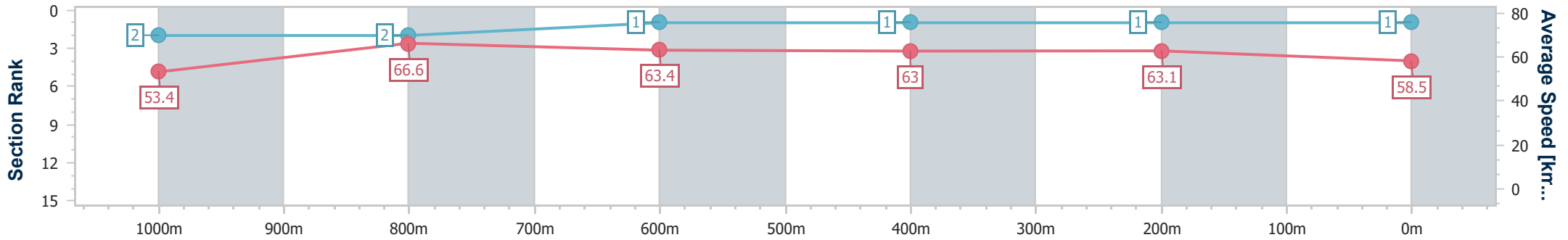


**Doomben QLD Professional**  
**Race 1: TEDDY BEARS PICNIC 3 AUGUST Fillies and Mares**  
**Maiden Plate - 1200m**  
 17 July 2024 - 12:38  
 Track Rating: Good 4, Weather: Fine, Rail Position: +8m Entire



BRISBANE  
RACING CLUB

| Section                | Overall                  | 1000m                    | 800m                     | 600m                     | 400m                     | 200m                     |
|------------------------|--------------------------|--------------------------|--------------------------|--------------------------|--------------------------|--------------------------|
| Section Times          | 1:10.84 [1]<br>(0:13.53) | 0:57.31 [2]<br>(0:10.82) | 0:46.49 [2]<br>(0:11.34) | 0:35.15 [1]<br>(0:11.45) | 0:23.70 [1]<br>(0:11.40) | 0:12.30 [1]<br>(0:12.30) |
| Average Speed [km/h]   | 53.4                     | 66.6                     | 63.4                     | 63.0                     | 63.1                     | 58.5                     |
| Top Speed [km/h]       | 69.1                     | 68.7                     | 64.8                     | 64.0                     | 64.0                     | 61.8                     |
| Avg. Dist. to Rail [m] | 3.3                      | 1.6                      | 0.3                      | 0.5                      | 0.3                      | 0.6                      |
| Avg. Stride Freq. [Hz] | 2.2                      | 2.3                      | 2.2                      | 2.3                      | 2.3                      | 2.3                      |
| Avg. Stride Length [m] | 6.6                      | 8.1                      | 7.9                      | 7.7                      | 7.5                      | 7.3                      |



- [ ] Ranking at each section and finish
- .-.- No data available at this section
- NA No data available



|                                |                 |
|--------------------------------|-----------------|
| Horse/Jockey Name              | Tessori         |
| Final Rank                     | 2               |
| Fastest Section Time (Section) | 0:10.85 (1000m) |
| Top Speed [km/h] (Section)     | 69.7 (1000m)    |
| Race State                     | Finished        |

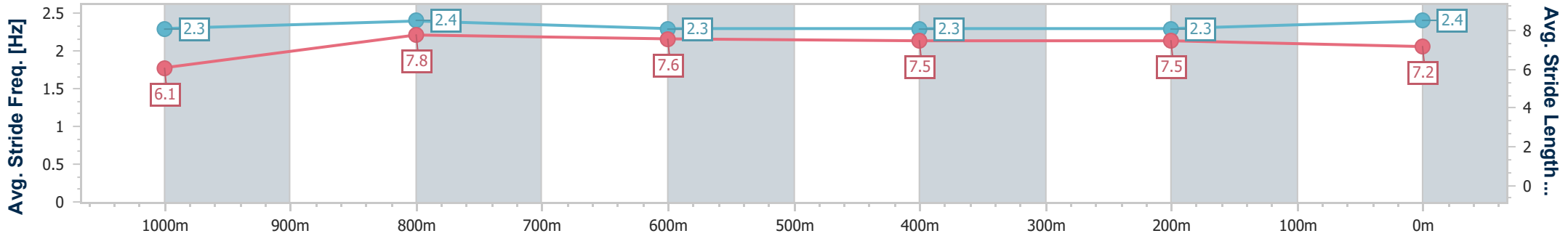
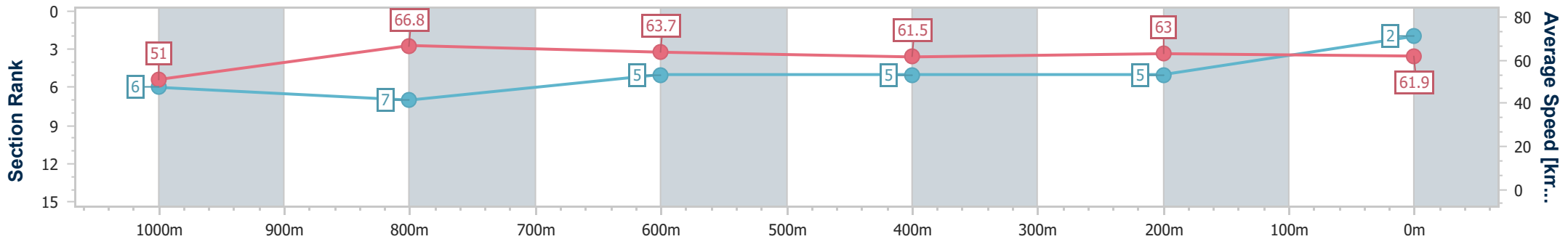


**Doomben QLD Professional**  
**Race 1: TEDDY BEARS PICNIC 3 AUGUST Fillies and Mares**  
**Maiden Plate - 1200m**  
 17 July 2024 - 12:38  
 Track Rating: Good 4, Weather: Fine, Rail Position: +8m Entire



BRISBANE  
RACING CLUB

| Section                | Overall                  | 1000m                    | 800m                     | 600m                     | 400m                     | 200m                     |
|------------------------|--------------------------|--------------------------|--------------------------|--------------------------|--------------------------|--------------------------|
| Section Times          | 1:10.99 [2]<br>(0:14.11) | 0:56.88 [6]<br>(0:10.85) | 0:46.03 [7]<br>(0:11.26) | 0:34.77 [5]<br>(0:11.70) | 0:23.07 [5]<br>(0:11.41) | 0:11.66 [5]<br>(0:11.66) |
| Average Speed [km/h]   | 51.0                     | 66.8                     | 63.7                     | 61.5                     | 63.0                     | 61.9                     |
| Top Speed [km/h]       | 67.6                     | 69.7                     | 65.7                     | 62.3                     | 63.6                     | 63.9                     |
| Avg. Dist. to Rail [m] | 7.0                      | 3.2                      | 0.5                      | 0.3                      | 0.3                      | 0.5                      |
| Avg. Stride Freq. [Hz] | 2.3                      | 2.4                      | 2.3                      | 2.3                      | 2.3                      | 2.4                      |
| Avg. Stride Length [m] | 6.1                      | 7.8                      | 7.6                      | 7.5                      | 7.5                      | 7.2                      |



- [ ] Ranking at each section and finish
- .-.- No data available at this section
- NA No data available



|                                |                 |
|--------------------------------|-----------------|
| Horse/Jockey Name              | Caxton Lass     |
| Final Rank                     | 3               |
| Fastest Section Time (Section) | 0:11.01 (1000m) |
| Top Speed [km/h] (Section)     | 68.4 (1000m)    |
| Race State                     | Finished        |

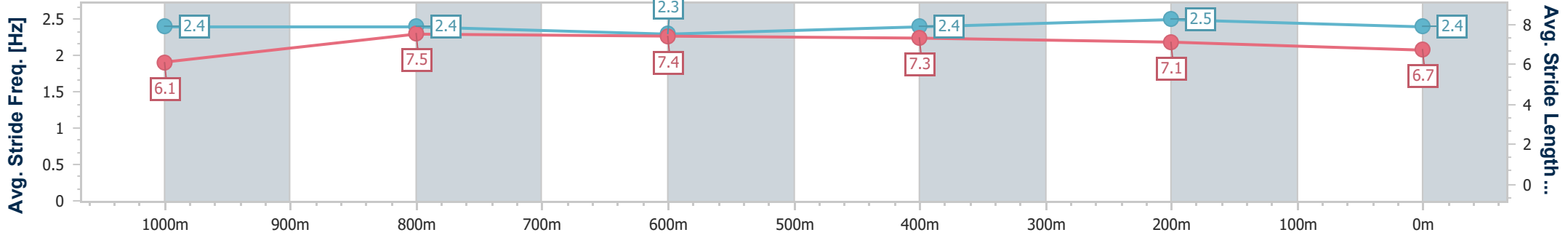
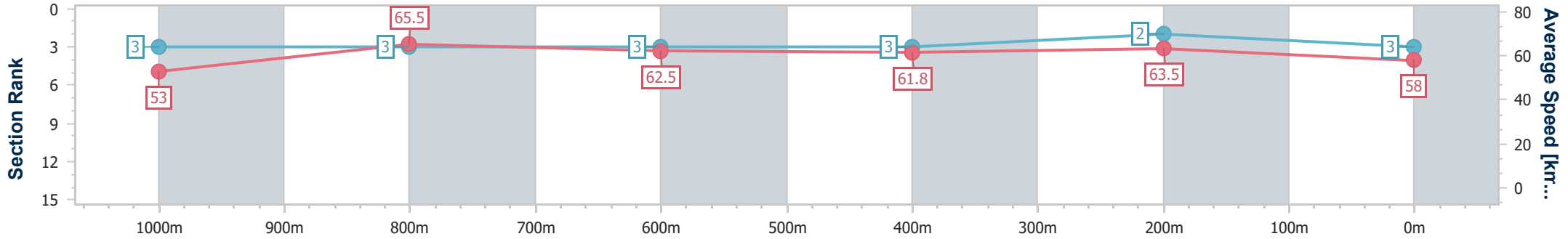


**Doomben QLD Professional**  
**Race 1: TEDDY BEARS PICNIC 3 AUGUST Fillies and Mares**  
**Maiden Plate - 1200m**  
 17 July 2024 - 12:38  
 Track Rating: Good 4, Weather: Fine, Rail Position: +8m Entire



BRISBANE  
RACING CLUB

| Section                | Overall                  | 1000m                    | 800m                     | 600m                     | 400m                     | 200m                     |
|------------------------|--------------------------|--------------------------|--------------------------|--------------------------|--------------------------|--------------------------|
| Section Times          | 1:11.18 [3]<br>(0:13.58) | 0:57.60 [3]<br>(0:11.01) | 0:46.59 [3]<br>(0:11.39) | 0:35.20 [3]<br>(0:11.48) | 0:23.72 [3]<br>(0:11.32) | 0:12.40 [2]<br>(0:12.40) |
| Average Speed [km/h]   | 53.0                     | 65.5                     | 62.5                     | 61.8                     | 63.5                     | 58.0                     |
| Top Speed [km/h]       | 68.4                     | 68.4                     | 63.9                     | 63.2                     | 64.4                     | 61.3                     |
| Avg. Dist. to Rail [m] | 2.0                      | 0.8                      | 2.1                      | 2.5                      | 1.1                      | 1.2                      |
| Avg. Stride Freq. [Hz] | 2.4                      | 2.4                      | 2.3                      | 2.4                      | 2.5                      | 2.4                      |
| Avg. Stride Length [m] | 6.1                      | 7.5                      | 7.4                      | 7.3                      | 7.1                      | 6.7                      |



- [ ] Ranking at each section and finish
- .-.- No data available at this section
- NA No data available



|                                |                 |
|--------------------------------|-----------------|
| Horse/Jockey Name              | Power Ace       |
| Final Rank                     | 4               |
| Fastest Section Time (Section) | 0:10.95 (1000m) |
| Top Speed [km/h] (Section)     | 71.5 (Overall)  |
| Race State                     | Finished        |

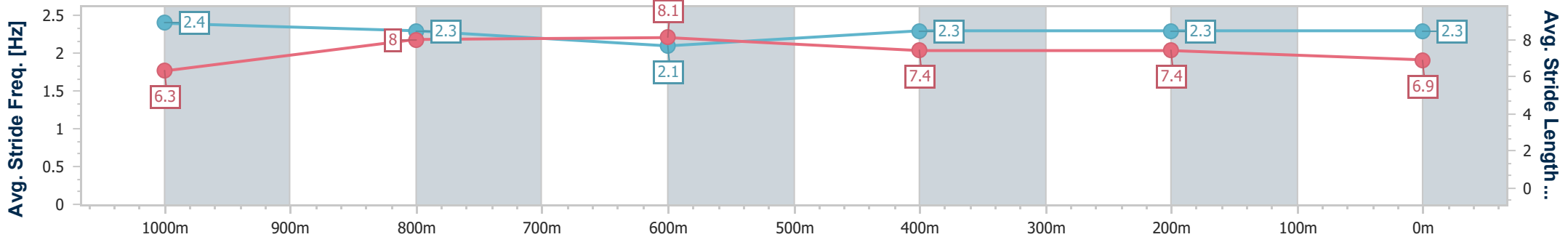
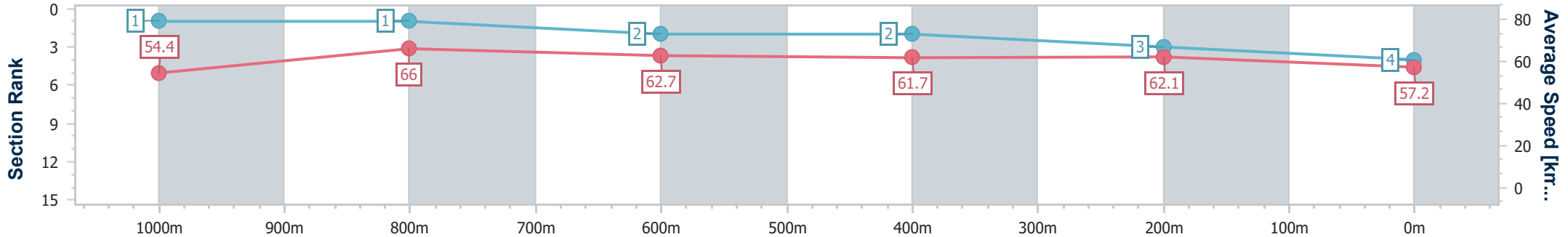


**Doomben QLD Professional**  
**Race 1: TEDDY BEARS PICNIC 3 AUGUST Fillies and Mares**  
**Maiden Plate - 1200m**  
 17 July 2024 - 12:38  
 Track Rating: Good 4, Weather: Fine, Rail Position: +8m Entire



BRISBANE  
RACING CLUB

| Section                | Overall                  | 1000m                    | 800m                     | 600m                     | 400m                     | 200m                     |
|------------------------|--------------------------|--------------------------|--------------------------|--------------------------|--------------------------|--------------------------|
| Section Times          | 1:11.42 [4]<br>(0:13.26) | 0:58.16 [1]<br>(0:10.95) | 0:47.21 [1]<br>(0:11.53) | 0:35.68 [2]<br>(0:11.59) | 0:24.09 [2]<br>(0:11.53) | 0:12.56 [3]<br>(0:12.56) |
| Average Speed [km/h]   | 54.4                     | 66.0                     | 62.7                     | 61.7                     | 62.1                     | 57.2                     |
| Top Speed [km/h]       | 71.5                     | 68.5                     | 64.4                     | 63.4                     | 63.7                     | 60.1                     |
| Avg. Dist. to Rail [m] | 6.9                      | 2.1                      | 0.6                      | 1.0                      | 2.3                      | 2.3                      |
| Avg. Stride Freq. [Hz] | 2.4                      | 2.3                      | 2.1                      | 2.3                      | 2.3                      | 2.3                      |
| Avg. Stride Length [m] | 6.3                      | 8.0                      | 8.1                      | 7.4                      | 7.4                      | 6.9                      |



- [ ] Ranking at each section and finish
- .-.- No data available at this section
- NA No data available



|                                |                 |
|--------------------------------|-----------------|
| Horse/Jockey Name              | Clíodhna Maeve  |
| Final Rank                     | 5               |
| Fastest Section Time (Section) | 0:10.72 (1000m) |
| Top Speed [km/h] (Section)     | 69.1 (1000m)    |
| Race State                     | Finished        |

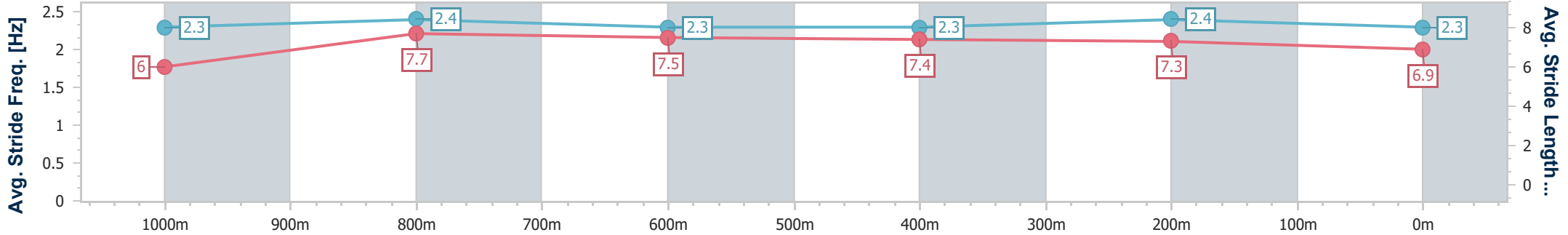
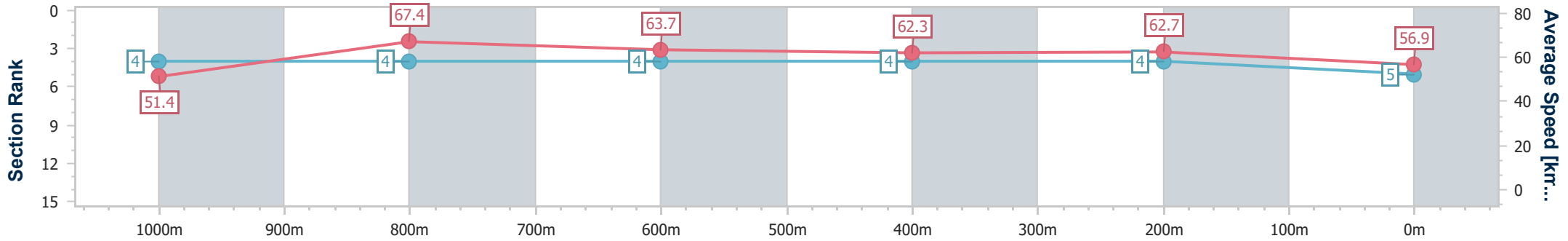


**Doomben QLD Professional**  
**Race 1: TEDDY BEARS PICNIC 3 AUGUST Fillies and Mares**  
**Maiden Plate - 1200m**  
 17 July 2024 - 12:38  
 Track Rating: Good 4, Weather: Fine, Rail Position: +8m Entire



BRISBANE  
RACING CLUB

| Section                | Overall                  | 1000m                    | 800m                     | 600m                     | 400m                     | 200m                     |
|------------------------|--------------------------|--------------------------|--------------------------|--------------------------|--------------------------|--------------------------|
| Section Times          | 1:11.64 [5]<br>(0:13.97) | 0:57.67 [4]<br>(0:10.72) | 0:46.95 [4]<br>(0:11.30) | 0:35.65 [4]<br>(0:11.55) | 0:24.10 [4]<br>(0:11.46) | 0:12.64 [4]<br>(0:12.64) |
| Average Speed [km/h]   | 51.4                     | 67.4                     | 63.7                     | 62.3                     | 62.7                     | 56.9                     |
| Top Speed [km/h]       | 68.4                     | 69.1                     | 66.8                     | 63.5                     | 64.2                     | 60.6                     |
| Avg. Dist. to Rail [m] | 7.0                      | 2.2                      | 0.2                      | 0.4                      | 1.2                      | 2.1                      |
| Avg. Stride Freq. [Hz] | 2.3                      | 2.4                      | 2.3                      | 2.3                      | 2.4                      | 2.3                      |
| Avg. Stride Length [m] | 6.0                      | 7.7                      | 7.5                      | 7.4                      | 7.3                      | 6.9                      |



- [ ] Ranking at each section and finish
- .-.- No data available at this section
- NA No data available



|                                |                   |
|--------------------------------|-------------------|
| Horse/Jockey Name              | Teesandcees Apply |
| Final Rank                     | 6                 |
| Fastest Section Time (Section) | 0:10.97 (1000m)   |
| Top Speed [km/h] (Section)     | 67.6 (1000m)      |
| Race State                     | Finished          |

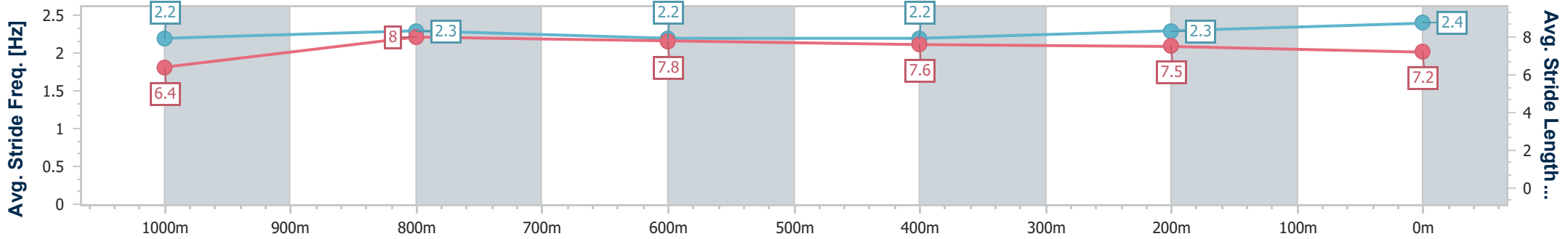
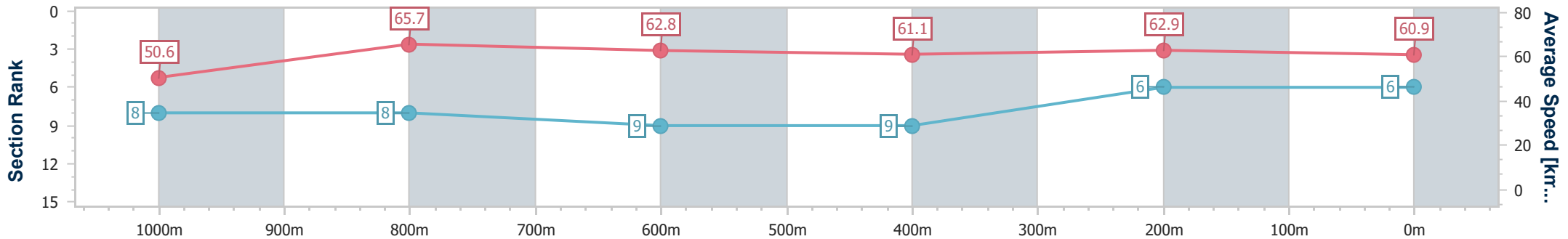


**Doomben QLD Professional**  
**Race 1: TEDDY BEARS PICNIC 3 AUGUST Fillies and Mares**  
**Maiden Plate - 1200m**  
 17 July 2024 - 12:38  
 Track Rating: Good 4, Weather: Fine, Rail Position: +8m Entire



BRISBANE  
RACING CLUB

| Section                | Overall                  | 1000m                    | 800m                     | 600m                     | 400m                     | 200m                     |
|------------------------|--------------------------|--------------------------|--------------------------|--------------------------|--------------------------|--------------------------|
| Section Times          | 1:11.73 [6]<br>(0:14.26) | 0:57.47 [8]<br>(0:10.97) | 0:46.50 [8]<br>(0:11.45) | 0:35.05 [9]<br>(0:11.77) | 0:23.28 [9]<br>(0:11.45) | 0:11.83 [6]<br>(0:11.83) |
| Average Speed [km/h]   | 50.6                     | 65.7                     | 62.8                     | 61.1                     | 62.9                     | 60.9                     |
| Top Speed [km/h]       | 65.9                     | 67.6                     | 64.6                     | 62.3                     | 64.3                     | 63.3                     |
| Avg. Dist. to Rail [m] | 4.0                      | 1.5                      | 0.4                      | 0.3                      | 0.7                      | 1.2                      |
| Avg. Stride Freq. [Hz] | 2.2                      | 2.3                      | 2.2                      | 2.2                      | 2.3                      | 2.4                      |
| Avg. Stride Length [m] | 6.4                      | 8.0                      | 7.8                      | 7.6                      | 7.5                      | 7.2                      |



- [ ] Ranking at each section and finish
- .-.- No data available at this section
- NA No data available



|                                |                 |
|--------------------------------|-----------------|
| Horse/Jockey Name              | Tsukino         |
| Final Rank                     | 7               |
| Fastest Section Time (Section) | 0:10.76 (1000m) |
| Top Speed [km/h] (Section)     | 67.8 (1000m)    |
| Race State                     | Finished        |

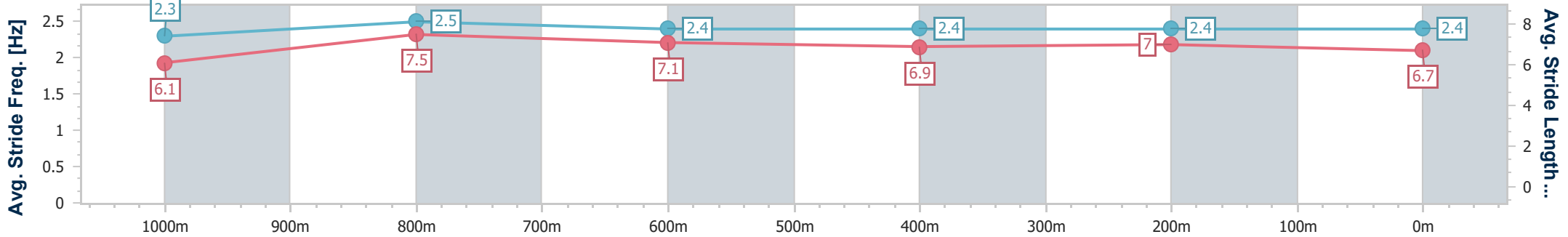
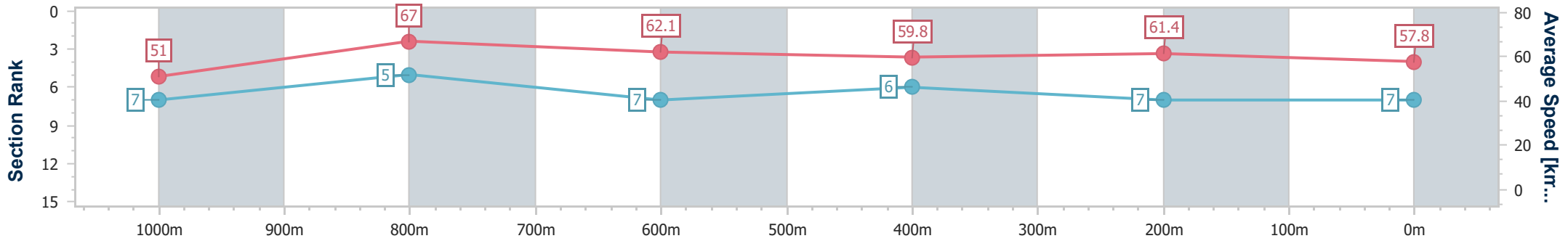


**Doomben QLD Professional**  
**Race 1: TEDDY BEARS PICNIC 3 AUGUST Fillies and Mares**  
**Maiden Plate - 1200m**  
 17 July 2024 - 12:38  
 Track Rating: Good 4, Weather: Fine, Rail Position: +8m Entire



BRISBANE  
RACING CLUB

| Section                | Overall                  | 1000m                    | 800m                     | 600m                     | 400m                     | 200m                     |
|------------------------|--------------------------|--------------------------|--------------------------|--------------------------|--------------------------|--------------------------|
| Section Times          | 1:12.44 [7]<br>(0:14.12) | 0:58.32 [7]<br>(0:10.76) | 0:47.56 [5]<br>(0:11.51) | 0:36.05 [7]<br>(0:11.99) | 0:24.06 [6]<br>(0:11.64) | 0:12.42 [7]<br>(0:12.42) |
| Average Speed [km/h]   | 51.0                     | 67.0                     | 62.1                     | 59.8                     | 61.4                     | 57.8                     |
| Top Speed [km/h]       | 67.1                     | 67.8                     | 66.6                     | 60.6                     | 62.2                     | 61.2                     |
| Avg. Dist. to Rail [m] | 2.2                      | 1.3                      | 0.9                      | 1.4                      | 2.9                      | 2.3                      |
| Avg. Stride Freq. [Hz] | 2.3                      | 2.5                      | 2.4                      | 2.4                      | 2.4                      | 2.4                      |
| Avg. Stride Length [m] | 6.1                      | 7.5                      | 7.1                      | 6.9                      | 7.0                      | 6.7                      |



- [ ] Ranking at each section and finish
- .-.- No data available at this section
- NA No data available





|                                |                 |
|--------------------------------|-----------------|
| Horse/Jockey Name              | Kalbar Queen    |
| Final Rank                     | 8               |
| Fastest Section Time (Section) | 0:10.95 (1000m) |
| Top Speed [km/h] (Section)     | 67.5 (1000m)    |
| Race State                     | Finished        |

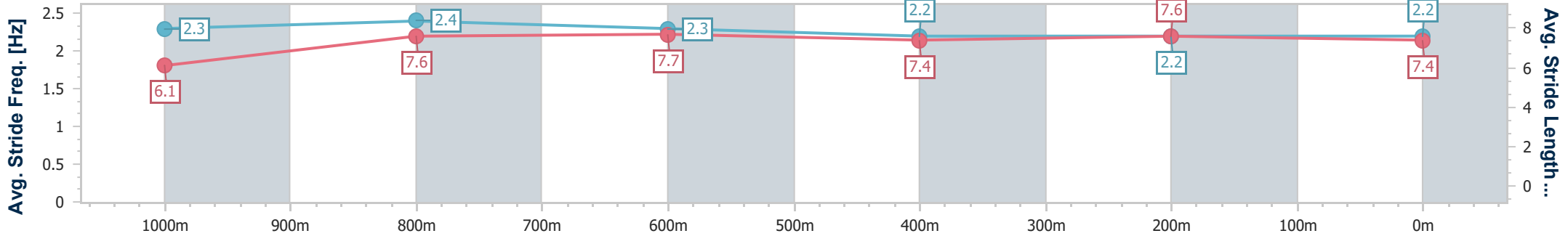
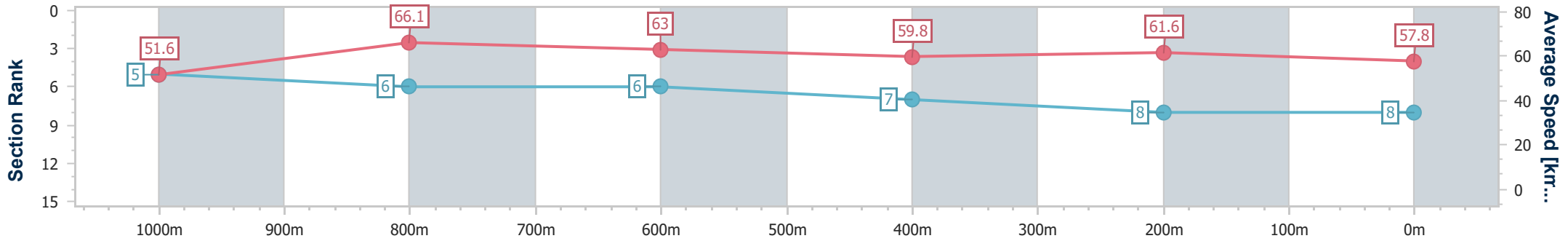


**Doomben QLD Professional**  
**Race 1: TEDDY BEARS PICNIC 3 AUGUST Fillies and Mares**  
**Maiden Plate - 1200m**  
 17 July 2024 - 12:38  
 Track Rating: Good 4, Weather: Fine, Rail Position: +8m Entire



BRISBANE  
RACING CLUB

| Section                | Overall                  | 1000m                    | 800m                     | 600m                     | 400m                     | 200m                     |
|------------------------|--------------------------|--------------------------|--------------------------|--------------------------|--------------------------|--------------------------|
| Section Times          | 1:12.54 [8]<br>(0:13.98) | 0:58.56 [5]<br>(0:10.95) | 0:47.61 [6]<br>(0:11.45) | 0:36.16 [6]<br>(0:12.02) | 0:24.14 [7]<br>(0:11.69) | 0:12.45 [8]<br>(0:12.45) |
| Average Speed [km/h]   | 51.6                     | 66.1                     | 63.0                     | 59.8                     | 61.6                     | 57.8                     |
| Top Speed [km/h]       | 65.7                     | 67.5                     | 64.7                     | 62.1                     | 62.2                     | 60.5                     |
| Avg. Dist. to Rail [m] | 4.3                      | 2.0                      | 0.4                      | 0.5                      | 1.1                      | 1.7                      |
| Avg. Stride Freq. [Hz] | 2.3                      | 2.4                      | 2.3                      | 2.2                      | 2.2                      | 2.2                      |
| Avg. Stride Length [m] | 6.1                      | 7.6                      | 7.7                      | 7.4                      | 7.6                      | 7.4                      |



- [ ] Ranking at each section and finish
- .-.- No data available at this section
- NA No data available



|                                |                 |
|--------------------------------|-----------------|
| Horse/Jockey Name              | Toxoruby        |
| Final Rank                     | 9               |
| Fastest Section Time (Section) | 0:10.97 (1000m) |
| Top Speed [km/h] (Section)     | 66.8 (1000m)    |
| Race State                     | Finished        |

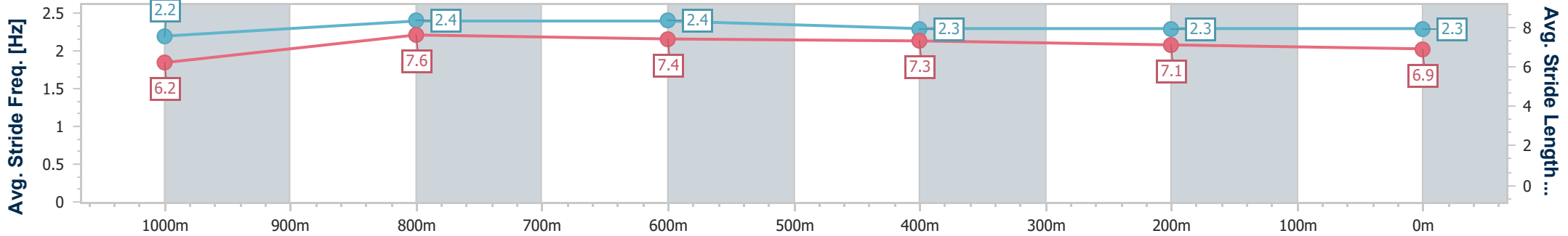
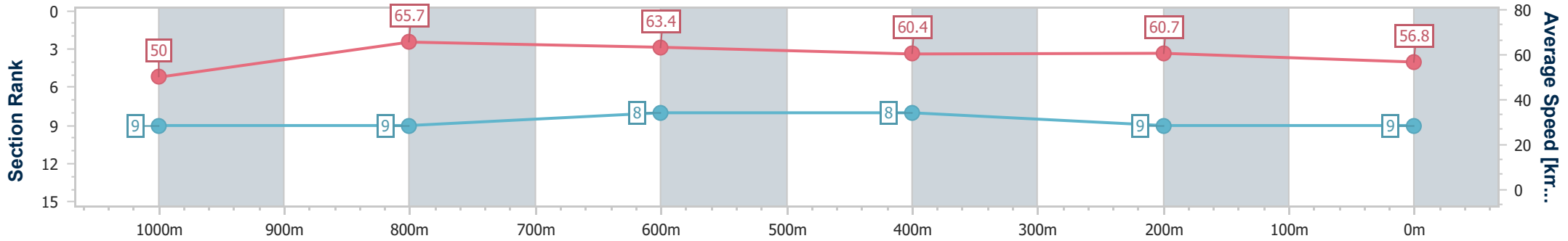


**Doomben QLD Professional**  
**Race 1: TEDDY BEARS PICNIC 3 AUGUST Fillies and Mares**  
**Maiden Plate - 1200m**  
 17 July 2024 - 12:38  
 Track Rating: Good 4, Weather: Fine, Rail Position: +8m Entire



BRISBANE  
RACING CLUB

| Section                | Overall                  | 1000m                    | 800m                     | 600m                     | 400m                     | 200m                     |
|------------------------|--------------------------|--------------------------|--------------------------|--------------------------|--------------------------|--------------------------|
| Section Times          | 1:12.97 [9]<br>(0:14.44) | 0:58.53 [9]<br>(0:10.97) | 0:47.56 [9]<br>(0:11.24) | 0:36.32 [8]<br>(0:11.80) | 0:24.52 [8]<br>(0:11.81) | 0:12.71 [9]<br>(0:12.71) |
| Average Speed [km/h]   | 50.0                     | 65.7                     | 63.4                     | 60.4                     | 60.7                     | 56.8                     |
| Top Speed [km/h]       | 65.7                     | 66.8                     | 65.3                     | 62.3                     | 61.7                     | 59.5                     |
| Avg. Dist. to Rail [m] | 1.1                      | 0.9                      | 1.7                      | 1.8                      | 1.1                      | 0.6                      |
| Avg. Stride Freq. [Hz] | 2.2                      | 2.4                      | 2.4                      | 2.3                      | 2.3                      | 2.3                      |
| Avg. Stride Length [m] | 6.2                      | 7.6                      | 7.4                      | 7.3                      | 7.1                      | 6.9                      |



- [ ] Ranking at each section and finish
- .-.- No data available at this section
- NA No data available