



# Doomben QLD Professional

## Race 8: EVA AIR Class 2 Handicap - 1650m



BRISBANE  
RACING CLUB

17 July 2024 - 16:42

Track Rating: Good 4, Weather: Fine, Rail Position: +8m Entire

Section		Overall	1400m	1200m	1000m	800m	600m	400m	Last 600m				
Field Times		1:39.98 (0:16.89)	1:23.09 (0:11.64)	1:11.45 (0:11.77)	0:59.68 (0:11.78)	0:47.90 (0:11.56)	0:36.34 (0:11.71)	0:24.63 (0:11.88)	0:36.34				
Rank	TAB Horse/Jockey	Barrier	Top Speed [km/h]	Fastest Section	Distance Travelled [m]								
1	7 <b>TAMBOURINE MAN</b> Melea Castle	18	67.0 Overall	0:11.56 800m	1:39.98 [1] (0:16.89)	1:23.09 [1] (0:11.64)	1:11.45 [1] (0:11.78)	0:59.67 [2] (0:11.77)	0:47.90 [1] (0:11.56)	0:36.34 [1] (0:11.71)	0:24.63 [1] (0:11.88)	0:36.34	
2	5 <b>LADY LE DA</b> Michael Rodd	17	65.9 600m	0:11.27 600m	1:40.18 [2] (0:17.97)	1:22.21 [9] (0:11.90)	1:10.31 [9] (0:11.70)	0:58.61 [9] (0:11.83)	0:46.78 [9] (0:11.45)	0:35.33 [9] (0:11.27)	0:24.06 [9] (0:11.66)	0:35.33	+6
3	15 <b>EL ASTEROID</b> Michael Cahill	6	63.7 600m	0:11.59 600m	1:40.20 [3] (0:17.46)	1:22.74 [6] (0:11.60)	1:11.14 [5] (0:11.77)	0:59.37 [6] (0:11.86)	0:47.51 [6] (0:11.63)	0:35.88 [6] (0:11.59)	0:24.29 [5] (0:11.73)	0:35.88	+0
4	6 <b>SINGER SARGENT</b> Damien Thornton	1	64.6 800m	0:11.44 800m	1:40.21 [4] (0:17.91)	1:22.30 [8] (0:11.63)	1:10.67 [8] (0:11.66)	0:59.01 [8] (0:11.90)	0:47.11 [8] (0:11.44)	0:35.67 [7] (0:11.52)	0:24.15 [8] (0:11.70)	0:35.67	-2
5	3 <b>BRASCO</b> James Orman	2	66.2 800m	0:11.56 800m	1:40.25 [5] (0:17.21)	1:23.04 [4] (0:11.62)	1:11.42 [4] (0:11.67)	0:59.75 [4] (0:11.96)	0:47.79 [4] (0:11.56)	0:36.23 [3] (0:11.69)	0:24.54 [3] (0:11.64)	0:36.23	-2
6	8 <b>SIMPLY REFUSE</b> Cody Collis	8	64.2 1200m	0:11.45 600m	1:40.31 [6] (0:18.42)	1:21.89 [12] (0:11.81)	1:10.08 [12] (0:11.46)	0:58.62 [11] (0:11.90)	0:46.72 [11] (0:11.62)	0:35.10 [12] (0:11.45)	0:23.65 [12] (0:11.60)	0:35.10	+3
7	14 <b>SMART AS SMART</b> Jake Bayliss	11	65.1 600m	0:11.36 600m	1:40.38 [7] (0:17.68)	1:22.70 [7] (0:11.76)	1:10.94 [7] (0:11.69)	0:59.25 [7] (0:11.84)	0:47.41 [7] (0:11.59)	0:35.82 [8] (0:11.36)	0:24.46 [7] (0:11.64)	0:35.82	+3
8	11 <b>HALLSIDE MARTINI</b> Adin Thompson	19	66.2 600m	0:11.23 600m	1:40.44 [8] (0:18.11)	1:22.33 [10] (0:11.84)	1:10.49 [10] (0:11.64)	0:58.85 [10] (0:11.83)	0:47.02 [10] (0:11.49)	0:35.53 [10] (0:11.23)	0:24.30 [10] (0:11.60)	0:35.53	+1
9	12 <b>DELORME</b> Nikita Beriman	7	64.1 600m	0:11.64 800m	1:40.64 [9] (0:17.05)	1:23.59 [3] (0:11.71)	1:11.88 [3] (0:11.73)	1:00.15 [3] (0:11.91)	0:48.24 [3] (0:11.64)	0:36.60 [4] (0:11.83)	0:24.77 [4] (0:11.94)	0:36.60	+2
10	16 <b>SET ABLAZE</b> Nathan Thomas	10	63.9 600m	0:11.46 600m	1:40.94 [10] (0:18.40)	1:22.54 [11] (0:11.71)	1:10.83 [11] (0:11.71)	0:59.12 [12] (0:11.88)	0:47.24 [12] (0:11.47)	0:35.77 [11] (0:11.46)	0:24.31 [11] (0:11.68)	0:35.77	-1

Scratched: Kasear (#17), Whisky Train (#19), Chance With Wolves (#20), Hector De Maris (#1), Hayaku (#10), Vadamos Queen (#4), Born To Be Alive (#18), Anyway You Want It (#9)

[ ] Ranking at each section and finish  
 -:-:- No data available at this section  
 NA No data available

SCN Saddle cloth number  
 DNF Did not finish  
 DNT Did not track



**Doomben QLD Professional**  
**Race 8: EVA AIR Class 2 Handicap - 1650m**  
 17 July 2024 - 16:42



BRISBANE  
RACING CLUB

Track Rating: Good 4, Weather: Fine, Rail Position: +8m Entire

Section		Overall	1400m	1200m	1000m	800m	600m	400m	Last 600m
Field Times		1:39.98 (0:16.89)	1:23.09 (0:11.64)	1:11.45 (0:11.77)	0:59.68 (0:11.78)	0:47.90 (0:11.56)	0:36.34 (0:11.71)	0:24.63 (0:11.88)	0:36.34

Rank	TAB	Horse/Jockey	Barrier	Top Speed [km/h]	Fastest Section	Overall	1400m	1200m	1000m	800m	600m	400m	Last 600m	Distance Travelled [m]
11	13	<b>TOOLATEMATE</b> Samantha Collett	4	62.9 800m	0:11.64 800m	1:41.03 [11] (0:17.43)	1:23.60 [5] (0:11.65)	1:11.95 [6] (0:11.69)	1:00.26 [5] (0:11.84)	0:48.42 [5] (0:11.64)	0:36.78 [5] (0:11.67)	0:25.11 [6] (0:11.89)	0:36.78	-1
12	2	<b>NEW LEVEL</b> Ryan Maloney	12	64.3 1400m	0:11.61 800m	1:41.27 [12] (0:16.90)	1:24.37 [2] (0:11.72)	1:12.65 [2] (0:11.68)	1:00.97 [1] (0:11.83)	0:49.14 [2] (0:11.61)	0:37.53 [2] (0:11.84)	0:25.69 [2] (0:11.84)	0:37.53	-1

Scratched: Kasear (#17), Whisky Train (#19), Chance With Wolves (#20), Hector De Maris (#1), Hayaku (#10), Vadamos Queen (#4), Born To Be Alive (#18), Anyway You Want It (#9)

[ ] Ranking at each section and finish  
 -:-:- No data available at this section  
 NA No data available

SCN Saddle cloth number  
 DNF Did not finish  
 DNT Did not track



# Doomben QLD Professional

## Race 8: EVA AIR Class 2 Handicap - 1650m

17 July 2024 - 16:42



BRISBANE  
RACING CLUB

Track Rating: Good 4, Weather: Fine, Rail Position: +8m Entire

Section				200m				Last 600m	
Field Times				0:12.75 (0:12.75)				0:36.34	
Rank	TAB	Horse/Jockey	Barrier	Top Speed [km/h]	Fastest Section	Margin			Distance Travelled [m]
1	7	<b>TAMBOURINE MAN</b> Melea Castle	18	67.0 Overall	0:11.56 800m	0:12.75 [1] (0:12.75)	1:39.98		0:36.34
2	5	<b>LADY LE DA</b> Michael Rodd	17	65.9 600m	0:11.27 600m	0:12.40 [8] (0:12.40)	1.22L		0:35.33 +6
3	15	<b>EL ASTEROID</b> Michael Cahill	6	63.7 600m	0:11.59 600m	0:12.56 [5] (0:12.56)	1.29L		0:35.88 +0
4	6	<b>SINGER SARGENT</b> Damien Thornton	1	64.6 800m	0:11.44 800m	0:12.45 [7] (0:12.45)	1.36L		0:35.67 -2
5	3	<b>BRASCO</b> James Orman	2	66.2 800m	0:11.56 800m	0:12.90 [2] (0:12.90)	1.61L		0:36.23 -2
6	8	<b>SIMPLY REFUSE</b> Cody Collis	8	64.2 1200m	0:11.45 600m	0:12.05 [11] (0:12.05)	1.96L		0:35.10 +3
7	14	<b>SMART AS SMART</b> Jake Bayliss	11	65.1 600m	0:11.36 600m	0:12.82 [4] (0:12.82)	2.36L		0:35.82 +3
8	11	<b>HALLSIDE MARTINI</b> Adin Thompson	19	66.2 600m	0:11.23 600m	0:12.70 [6] (0:12.70)	2.75L		0:35.53 +1
9	12	<b>DELORME</b> Nikita Beriman	7	64.1 600m	0:11.64 800m	0:12.83 [9] (0:12.83)	3.91L		0:36.60 +2
10	16	<b>SET ABLAZE</b> Nathan Thomas	10	63.9 600m	0:11.46 600m	0:12.63 [12] (0:12.63)	5.65L		0:35.77 -1

Scratched: Kasear (#17), Whisky Train (#19), Chance With Wolves (#20), Hector De Maris (#1), Hayaku (#10), Vadamos Queen (#4), Born To Be Alive (#18), Anyway You Want It (#9)

[ ] Ranking at each section and finish  
 -:-:- No data available at this section  
 NA No data available

SCN Saddle cloth number  
 DNF Did not finish  
 DNT Did not track



**Doomben QLD Professional**  
**Race 8: EVA AIR Class 2 Handicap - 1650m**  
 17 July 2024 - 16:42



Track Rating: Good 4, Weather: Fine, Rail Position: +8m Entire

Section				200m				Last 600m	
Field Times				0:12.75 (0:12.75)				0:36.34	
Rank	TAB Horse/Jockey	Barrier	Top Speed [km/h]	Fastest Section	Margin				Distance Travelled [m]
11	13 <b>TOOLATEMATE</b> Samantha Collett	4	62.9 800m	0:11.64 800m	0:13.22 [9] (0:13.22)	6.19L		0:36.78	-1
12	2 <b>NEW LEVEL</b> Ryan Maloney	12	64.3 1400m	0:11.61 800m	0:13.85 [3] (0:13.85)	7.58L		0:37.53	-1

Scratched: Kasear (#17), Whisky Train (#19), Chance With Wolves (#20), Hector De Maris (#1), Hayaku (#10), Vados Queen (#4), Born To Be Alive (#18), Anyway You Want It (#9)

[ ] Ranking at each section and finish  
 -:-:-:- No data available at this section  
 NA No data available

SCN Saddle cloth number  
 DNF Did not finish  
 DNT Did not track



Horse/Jockey Name	Tambourine Man
Final Rank	1
Fastest Section Time (Section)	0:11.56 (800m)
Top Speed [km/h] (Section)	67.0 (Overall)
Race State	Finished



Doomben QLD Professional

Race 8: EVA AIR Class 2 Handicap - 1650m

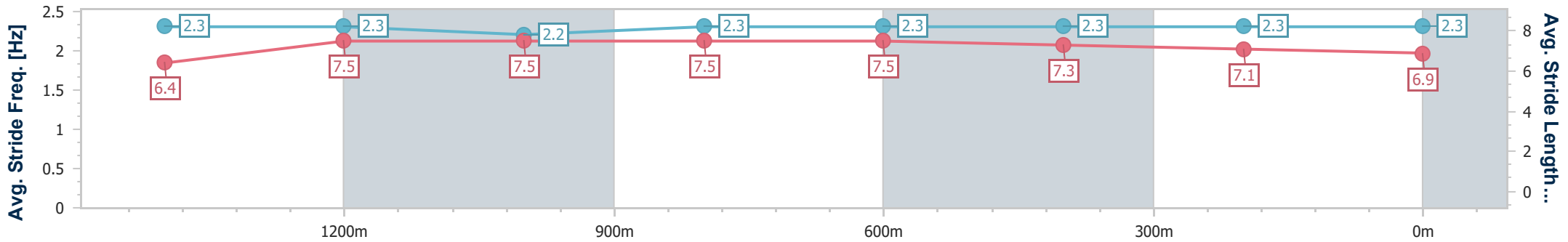
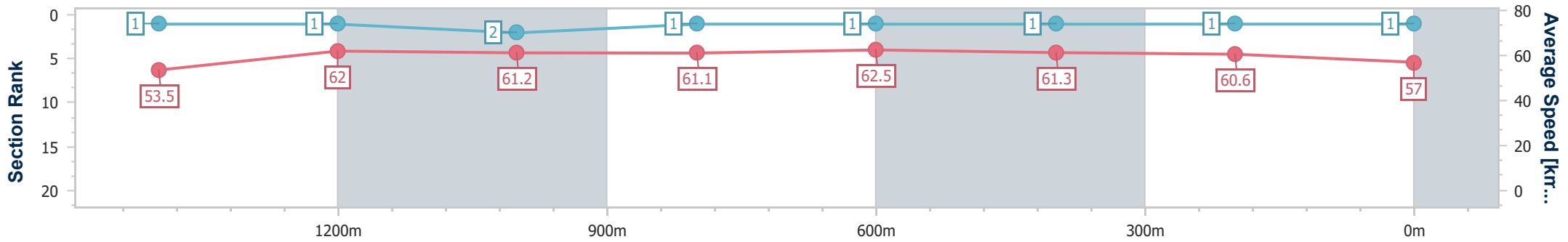
17 July 2024 - 16:42

Track Rating: Good 4, Weather: Fine, Rail Position: +8m Entire



BRISBANE RACING CLUB

Section	Overall	1400m	1200m	1000m	800m	600m	400m	200m
Section Times	1:39.98 [1] (0:16.89)	1:23.09 [1] (0:11.64)	1:11.45 [1] (0:11.78)	0:59.67 [2] (0:11.77)	0:47.90 [1] (0:11.56)	0:36.34 [1] (0:11.71)	0:24.63 [1] (0:11.88)	0:12.75 [1] (0:12.75)
Average Speed [km/h]	53.5	62.0	61.2	61.1	62.5	61.3	60.6	57.0
Top Speed [km/h]	67.0	63.1	61.6	62.2	63.1	62.3	61.5	59.1
Avg. Dist. to Rail [m]	5.7	0.7	0.3	0.5	0.5	0.4	0.4	0.7
Avg. Stride Freq. [Hz]	2.3	2.3	2.2	2.3	2.3	2.3	2.3	2.3
Avg. Stride Length [m]	6.4	7.5	7.5	7.5	7.5	7.3	7.1	6.9



- [ ] Ranking at each section and finish
- .-.- No data available at this section
- NA No data available



Horse/Jockey Name	Lady Le Da
Final Rank	2
Fastest Section Time (Section)	0:11.27 (600m)
Top Speed [km/h] (Section)	65.9 (600m)
Race State	Finished



Doomben QLD Professional

Race 8: EVA AIR Class 2 Handicap - 1650m

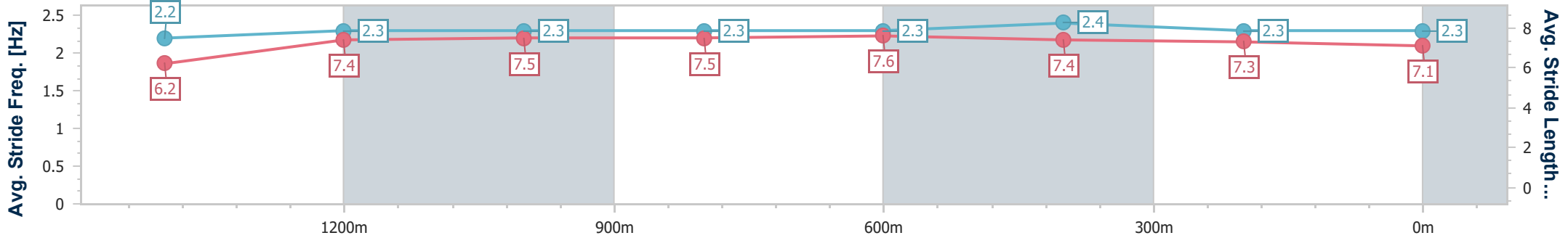
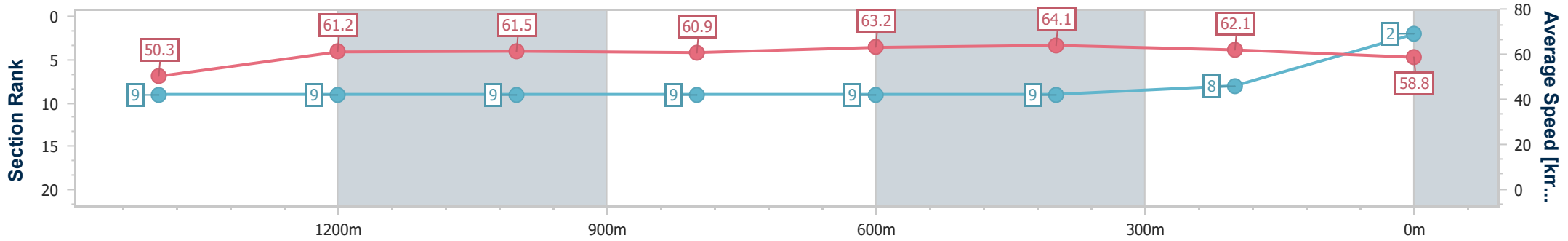
17 July 2024 - 16:42

Track Rating: Good 4, Weather: Fine, Rail Position: +8m Entire



BRISBANE RACING CLUB

Section	Overall	1400m	1200m	1000m	800m	600m	400m	200m
Section Times	1:40.18 [2] (0:17.97)	1:22.21 [9] (0:11.90)	1:10.31 [9] (0:11.70)	0:58.61 [9] (0:11.83)	0:46.78 [9] (0:11.45)	0:35.33 [9] (0:11.27)	0:24.06 [9] (0:11.66)	0:12.40 [8] (0:12.40)
Average Speed [km/h]	50.3	61.2	61.5	60.9	63.2	64.1	62.1	58.8
Top Speed [km/h]	61.8	62.9	62.7	63.0	64.9	65.9	64.1	61.4
Avg. Dist. to Rail [m]	4.0	1.8	2.2	1.2	0.4	1.0	5.1	6.6
Avg. Stride Freq. [Hz]	2.2	2.3	2.3	2.3	2.3	2.4	2.3	2.3
Avg. Stride Length [m]	6.2	7.4	7.5	7.5	7.6	7.4	7.3	7.1



- [ ] Ranking at each section and finish
- .-.- No data available at this section
- NA No data available



Horse/Jockey Name	El Asteroid
Final Rank	3
Fastest Section Time (Section)	0:11.59 (600m)
Top Speed [km/h] (Section)	63.7 (600m)
Race State	Finished



Doomben QLD Professional

Race 8: EVA AIR Class 2 Handicap - 1650m

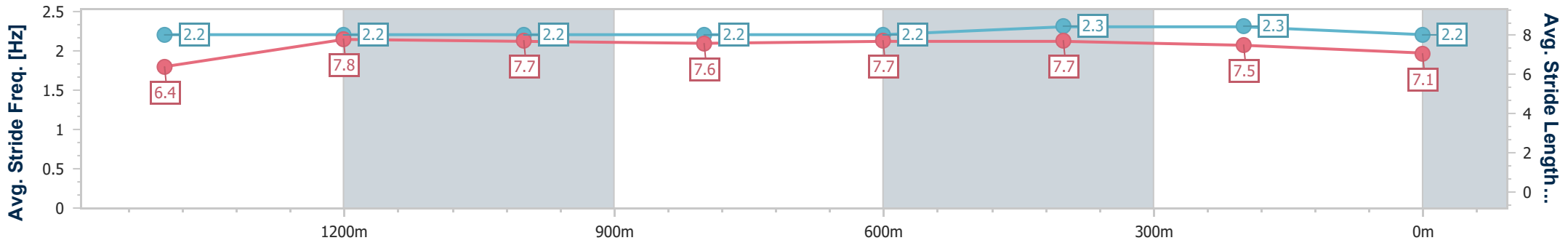
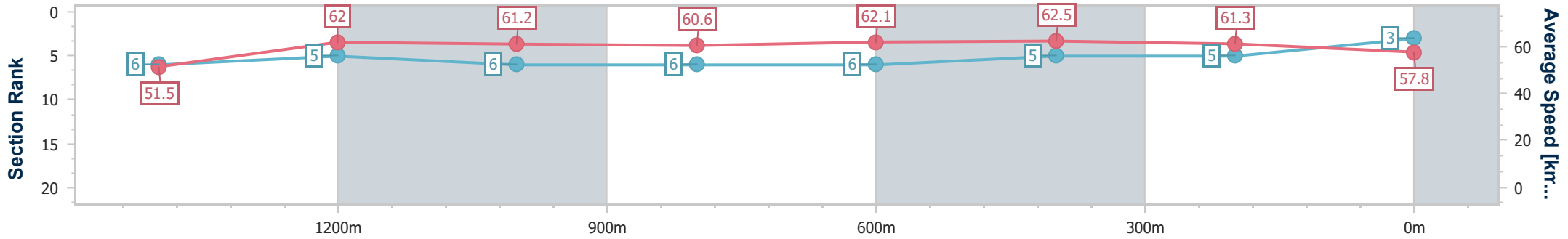
17 July 2024 - 16:42

Track Rating: Good 4, Weather: Fine, Rail Position: +8m Entire



BRISBANE RACING CLUB

Section	Overall	1400m	1200m	1000m	800m	600m	400m	200m
Section Times	1:40.20 [3] (0:17.46)	1:22.74 [6] (0:11.60)	1:11.14 [5] (0:11.77)	0:59.37 [6] (0:11.86)	0:47.51 [6] (0:11.63)	0:35.88 [6] (0:11.59)	0:24.29 [5] (0:11.73)	0:12.56 [5] (0:12.56)
Average Speed [km/h]	51.5	62.0	61.2	60.6	62.1	62.5	61.3	57.8
Top Speed [km/h]	62.2	62.7	62.0	62.1	63.7	63.7	62.2	60.8
Avg. Dist. to Rail [m]	1.2	0.6	0.5	0.4	0.7	0.7	1.8	2.5
Avg. Stride Freq. [Hz]	2.2	2.2	2.2	2.2	2.2	2.3	2.3	2.2
Avg. Stride Length [m]	6.4	7.8	7.7	7.6	7.7	7.7	7.5	7.1



- [ ] Ranking at each section and finish
- .-.- No data available at this section
- NA No data available



Horse/Jockey Name	Singer Sargent
Final Rank	4
Fastest Section Time (Section)	0:11.44 (800m)
Top Speed [km/h] (Section)	64.6 (800m)
Race State	Finished

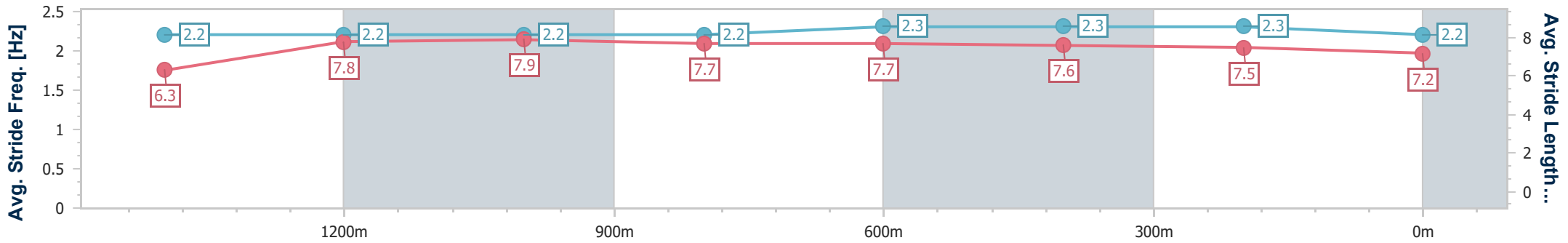
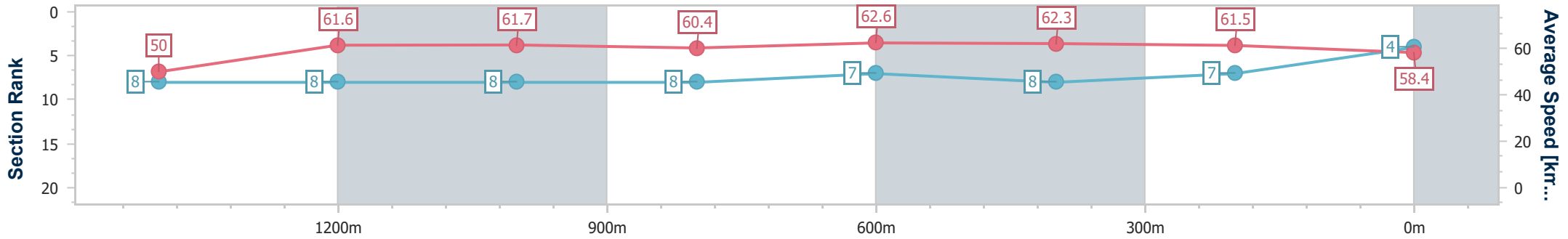


**Doomben QLD Professional**  
**Race 8: EVA AIR Class 2 Handicap - 1650m**  
 17 July 2024 - 16:42  
 Track Rating: Good 4, Weather: Fine, Rail Position: +8m Entire



BRISBANE  
RACING CLUB

Section	Overall	1400m	1200m	1000m	800m	600m	400m	200m
Section Times	1:40.21 [4] (0:17.91)	1:22.30 [8] (0:11.63)	1:10.67 [8] (0:11.66)	0:59.01 [8] (0:11.90)	0:47.11 [8] (0:11.44)	0:35.67 [7] (0:11.52)	0:24.15 [8] (0:11.70)	0:12.45 [7] (0:12.45)
Average Speed [km/h]	50.0	61.6	61.7	60.4	62.6	62.3	61.5	58.4
Top Speed [km/h]	63.5	62.1	62.3	61.5	64.6	64.4	62.4	59.9
Avg. Dist. to Rail [m]	1.0	1.2	0.1	0.4	0.4	0.7	1.3	0.5
Avg. Stride Freq. [Hz]	2.2	2.2	2.2	2.2	2.3	2.3	2.3	2.2
Avg. Stride Length [m]	6.3	7.8	7.9	7.7	7.7	7.6	7.5	7.2



- [ ] Ranking at each section and finish
- .-.- No data available at this section
- NA No data available





Horse/Jockey Name	Brasco
Final Rank	5
Fastest Section Time (Section)	0:11.56 (800m)
Top Speed [km/h] (Section)	66.2 (800m)
Race State	Finished



Doomben QLD Professional

Race 8: EVA AIR Class 2 Handicap - 1650m

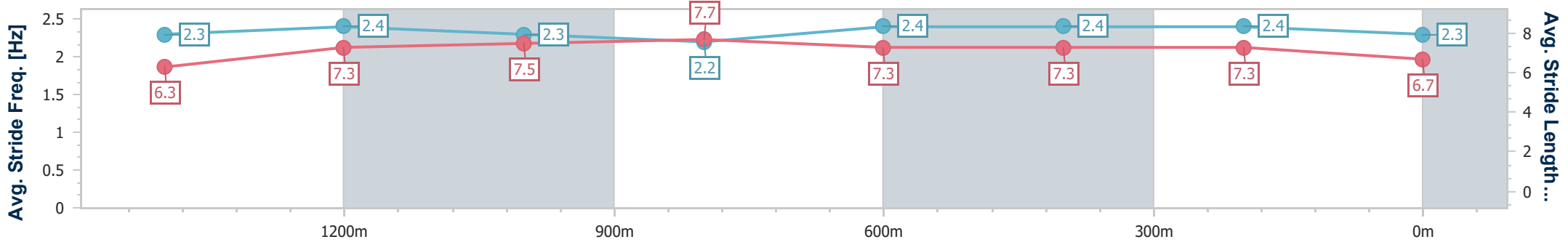
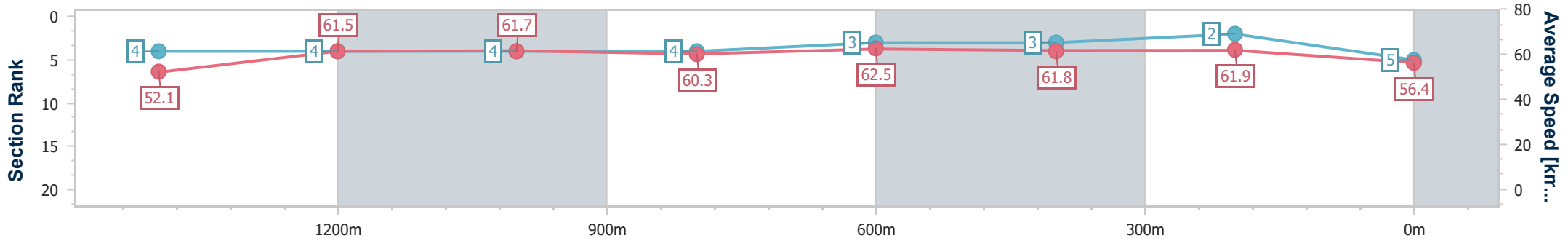
17 July 2024 - 16:42

Track Rating: Good 4, Weather: Fine, Rail Position: +8m Entire



BRISBANE RACING CLUB

Section	Overall	1400m	1200m	1000m	800m	600m	400m	200m
Section Times	1:40.25 [5] (0:17.21)	1:23.04 [4] (0:11.62)	1:11.42 [4] (0:11.67)	0:59.75 [4] (0:11.96)	0:47.79 [4] (0:11.56)	0:36.23 [3] (0:11.69)	0:24.54 [3] (0:11.64)	0:12.90 [2] (0:12.90)
Average Speed [km/h]	52.1	61.5	61.7	60.3	62.5	61.8	61.9	56.4
Top Speed [km/h]	61.6	63.2	62.7	61.0	66.2	64.3	63.9	59.1
Avg. Dist. to Rail [m]	1.1	1.3	0.4	0.3	0.4	1.0	1.3	2.5
Avg. Stride Freq. [Hz]	2.3	2.4	2.3	2.2	2.4	2.4	2.4	2.3
Avg. Stride Length [m]	6.3	7.3	7.5	7.7	7.3	7.3	7.3	6.7



- [ ] Ranking at each section and finish
- .-.- No data available at this section
- NA No data available



Horse/Jockey Name	Simply Refuse
Final Rank	6
Fastest Section Time (Section)	0:11.45 (600m)
Top Speed [km/h] (Section)	64.2 (1200m)
Race State	Finished



Doomben QLD Professional

Race 8: EVA AIR Class 2 Handicap - 1650m

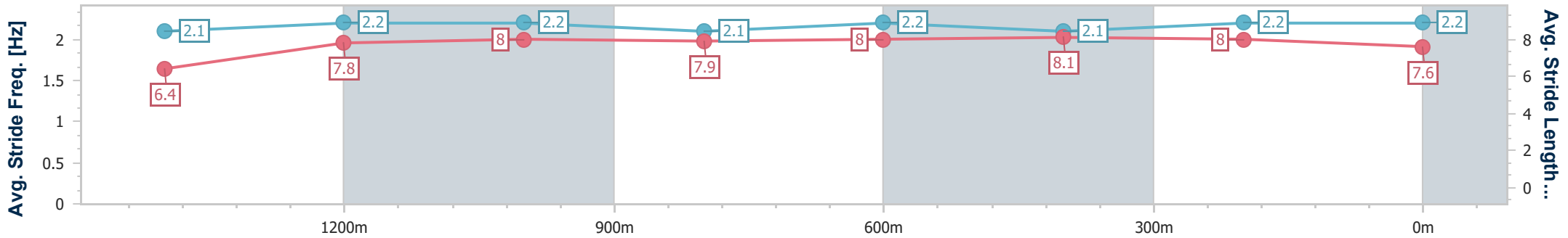
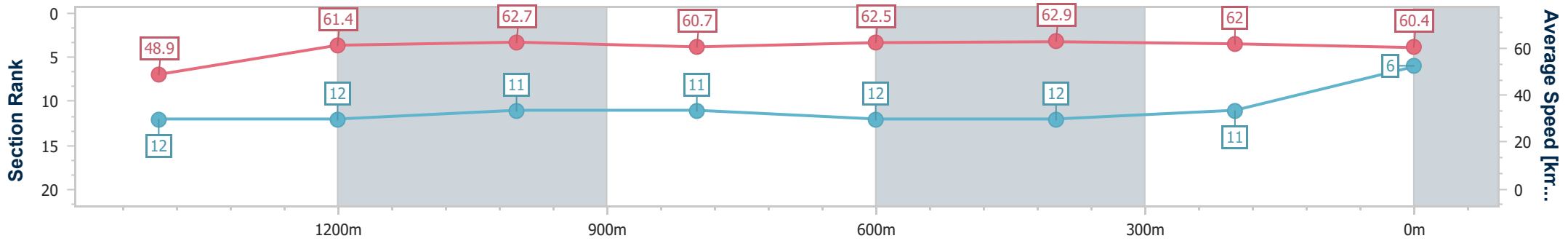
17 July 2024 - 16:42

Track Rating: Good 4, Weather: Fine, Rail Position: +8m Entire



BRISBANE RACING CLUB

Section	Overall	1400m	1200m	1000m	800m	600m	400m	200m
Section Times	1:40.31 [6] (0:18.42)	1:21.89 [12] (0:11.81)	1:10.08 [12] (0:11.46)	0:58.62 [11] (0:11.90)	0:46.72 [11] (0:11.62)	0:35.10 [12] (0:11.45)	0:23.65 [12] (0:11.60)	0:12.05 [11] (0:12.05)
Average Speed [km/h]	48.9	61.4	62.7	60.7	62.5	62.9	62.0	60.4
Top Speed [km/h]	62.6	63.5	64.2	62.5	63.6	64.0	63.1	61.9
Avg. Dist. to Rail [m]	1.5	1.0	1.8	1.4	1.2	1.0	3.0	7.1
Avg. Stride Freq. [Hz]	2.1	2.2	2.2	2.1	2.2	2.1	2.2	2.2
Avg. Stride Length [m]	6.4	7.8	8.0	7.9	8.0	8.1	8.0	7.6



- [ ] Ranking at each section and finish
- .-.- No data available at this section
- NA No data available



Horse/Jockey Name	Smart As Smart
Final Rank	7
Fastest Section Time (Section)	0:11.36 (600m)
Top Speed [km/h] (Section)	65.1 (600m)
Race State	Finished



Doomben QLD Professional

Race 8: EVA AIR Class 2 Handicap - 1650m

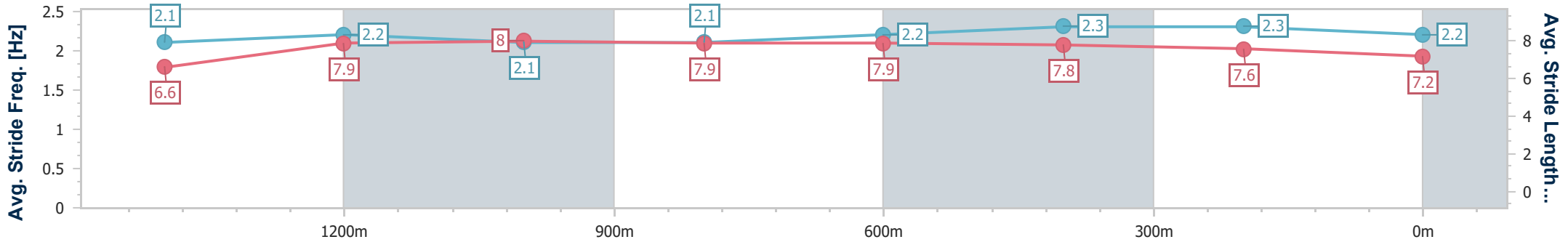
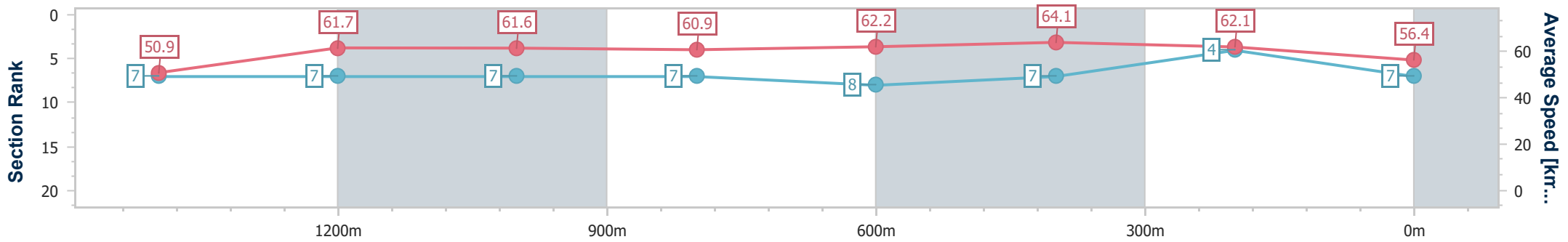
17 July 2024 - 16:42

Track Rating: Good 4, Weather: Fine, Rail Position: +8m Entire



BRISBANE RACING CLUB

Section	Overall	1400m	1200m	1000m	800m	600m	400m	200m					
Section Times	1:40.38 [7] (0:17.68)	1:22.70 [7] (0:11.76)	1:10.94 [7] (0:11.69)	0:59.25 [7] (0:11.84)	0:47.41 [7] (0:11.59)	0:35.82 [8] (0:11.36)	0:24.46 [7] (0:11.64)	0:12.82 [4] (0:12.82)					
Average Speed [km/h]	50.9	61.7	61.6	60.9	62.2	64.1	62.1	56.4					
Top Speed [km/h]	61.7	62.6	62.4	61.9	64.5	65.1	63.8	60.8					
Avg. Dist. to Rail [m]	2.3	0.9	1.4	0.9	0.9	1.7	2.6	4.4					
Avg. Stride Freq. [Hz]	2.1	2.2	2.1	2.1	2.2	2.3	2.3	2.2					
Avg. Stride Length [m]	6.6	7.9	8.0	7.9	7.9	7.8	7.6	7.2					



- [ ] Ranking at each section and finish
- .-.- No data available at this section
- NA No data available



Horse/Jockey Name	Hallside Martini
Final Rank	8
Fastest Section Time (Section)	0:11.23 (600m)
Top Speed [km/h] (Section)	66.2 (600m)
Race State	Finished



Doomben QLD Professional

Race 8: EVA AIR Class 2 Handicap - 1650m

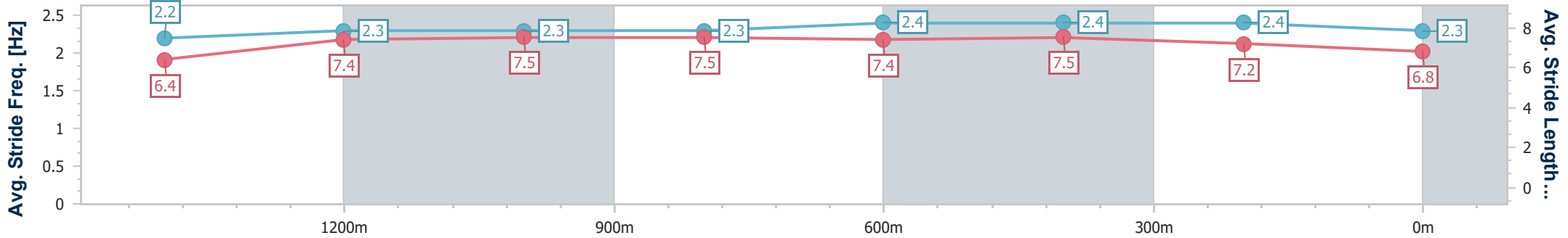
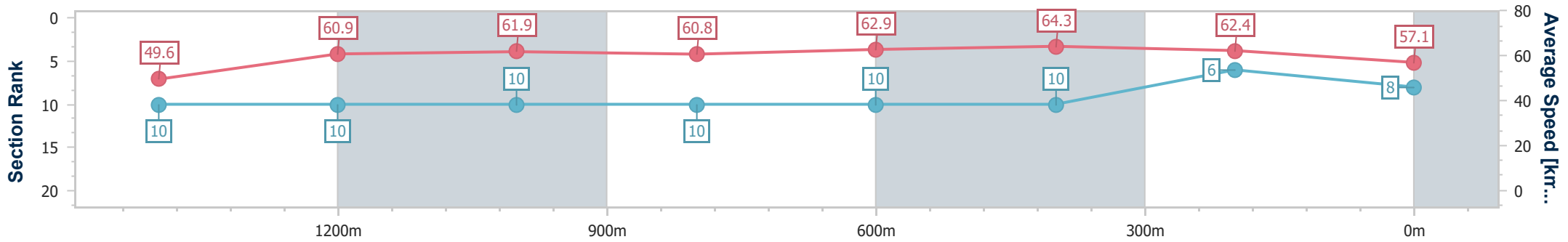
17 July 2024 - 16:42

Track Rating: Good 4, Weather: Fine, Rail Position: +8m Entire



BRISBANE RACING CLUB

Section	Overall	1400m	1200m	1000m	800m	600m	400m	200m
Section Times	1:40.44 [8] (0:18.11)	1:22.33 [10] (0:11.84)	1:10.49 [10] (0:11.64)	0:58.85 [10] (0:11.83)	0:47.02 [10] (0:11.49)	0:35.53 [10] (0:11.23)	0:24.30 [10] (0:11.60)	0:12.70 [6] (0:12.70)
Average Speed [km/h]	49.6	60.9	61.9	60.8	62.9	64.3	62.4	57.1
Top Speed [km/h]	62.5	62.4	63.0	63.1	65.0	66.2	63.6	60.4
Avg. Dist. to Rail [m]	3.5	0.2	0.5	0.3	0.6	1.0	4.5	4.6
Avg. Stride Freq. [Hz]	2.2	2.3	2.3	2.3	2.4	2.4	2.4	2.3
Avg. Stride Length [m]	6.4	7.4	7.5	7.5	7.4	7.5	7.2	6.8



- [ ] Ranking at each section and finish
- .-.- No data available at this section
- NA No data available



Horse/Jockey Name	Delorme
Final Rank	9
Fastest Section Time (Section)	0:11.64 (800m)
Top Speed [km/h] (Section)	64.1 (600m)
Race State	Finished



Doomben QLD Professional

Race 8: EVA AIR Class 2 Handicap - 1650m

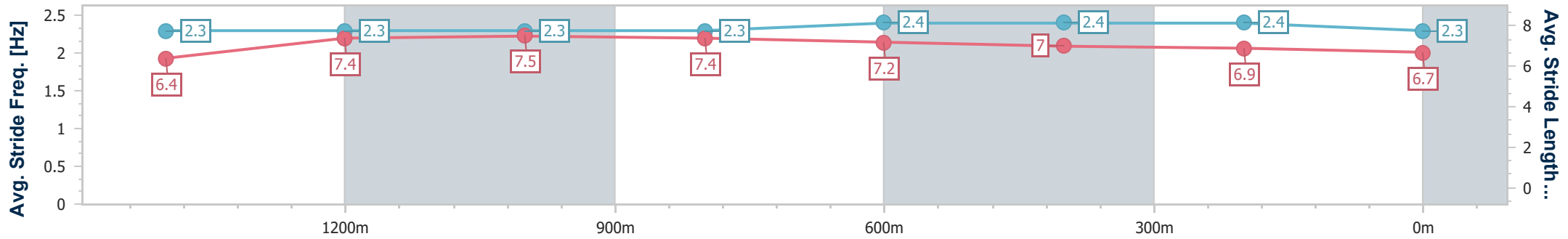
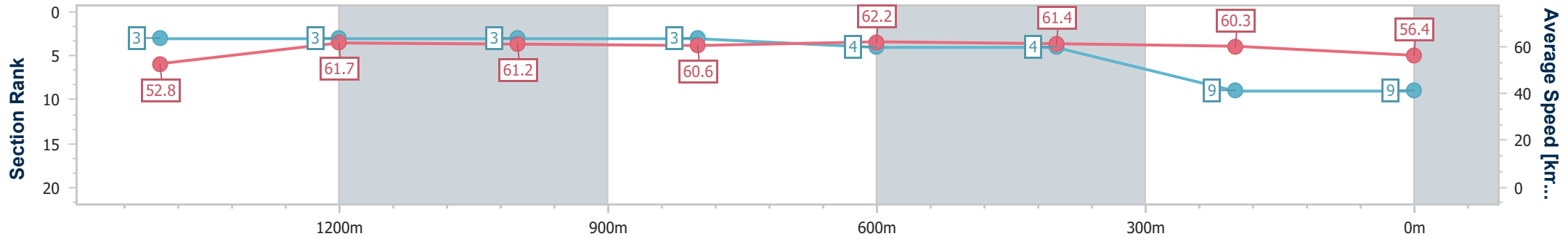
17 July 2024 - 16:42

Track Rating: Good 4, Weather: Fine, Rail Position: +8m Entire



BRISBANE RACING CLUB

Section	Overall	1400m	1200m	1000m	800m	600m	400m	200m
Section Times	1:40.64 [9] (0:17.05)	1:23.59 [3] (0:11.71)	1:11.88 [3] (0:11.73)	1:00.15 [3] (0:11.91)	0:48.24 [3] (0:11.64)	0:36.60 [4] (0:11.83)	0:24.77 [4] (0:11.94)	0:12.83 [9] (0:12.83)
Average Speed [km/h]	52.8	61.7	61.2	60.6	62.2	61.4	60.3	56.4
Top Speed [km/h]	62.3	62.9	61.9	61.1	63.8	64.1	62.7	59.2
Avg. Dist. to Rail [m]	1.6	0.2	1.1	0.9	1.1	1.4	2.0	3.0
Avg. Stride Freq. [Hz]	2.3	2.3	2.3	2.3	2.4	2.4	2.4	2.3
Avg. Stride Length [m]	6.4	7.4	7.5	7.4	7.2	7.0	6.9	6.7



- [ ] Ranking at each section and finish
- .-.- No data available at this section
- NA No data available



Horse/Jockey Name	Set Ablaze
Final Rank	10
Fastest Section Time (Section)	0:11.46 (600m)
Top Speed [km/h] (Section)	63.9 (600m)
Race State	Finished



### Doomben QLD Professional

Race 8: EVA AIR Class 2 Handicap - 1650m

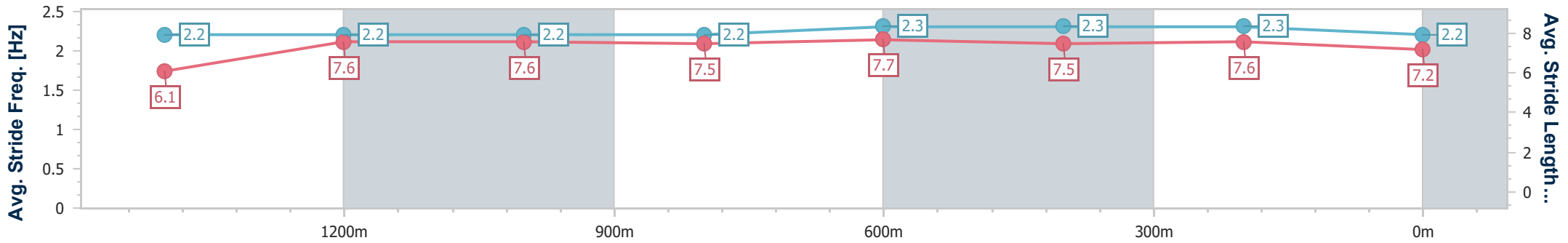
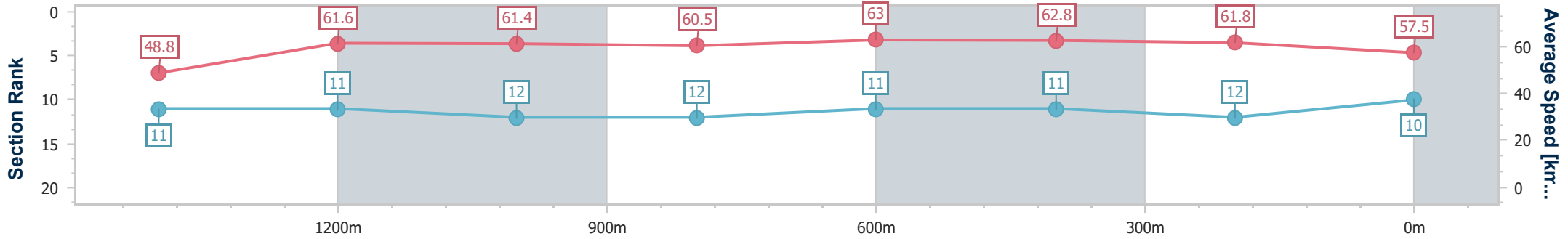
17 July 2024 - 16:42

Track Rating: Good 4, Weather: Fine, Rail Position: +8m Entire



BRISBANE RACING CLUB

Section	Overall	1400m	1200m	1000m	800m	600m	400m	200m
Section Times	1:40.94 [10] (0:18.40)	1:22.54 [11] (0:11.71)	1:10.83 [11] (0:11.71)	0:59.12 [12] (0:11.88)	0:47.24 [12] (0:11.47)	0:35.77 [11] (0:11.46)	0:24.31 [11] (0:11.68)	0:12.63 [12] (0:12.63)
Average Speed [km/h]	48.8	61.6	61.4	60.5	63.0	62.8	61.8	57.5
Top Speed [km/h]	63.4	63.5	62.5	62.5	63.9	63.9	62.9	60.8
Avg. Dist. to Rail [m]	2.0	0.2	0.7	0.6	0.5	0.4	1.7	3.2
Avg. Stride Freq. [Hz]	2.2	2.2	2.2	2.2	2.3	2.3	2.3	2.2
Avg. Stride Length [m]	6.1	7.6	7.6	7.5	7.7	7.5	7.6	7.2



- [ ] Ranking at each section and finish
- .-.- No data available at this section
- NA No data available



Horse/Jockey Name	Toolatamate
Final Rank	11
Fastest Section Time (Section)	0:11.64 (800m)
Top Speed [km/h] (Section)	62.9 (800m)
Race State	Finished

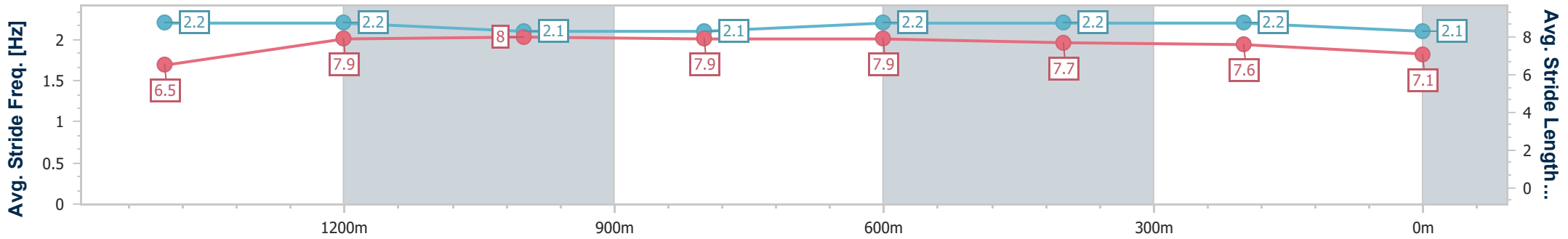
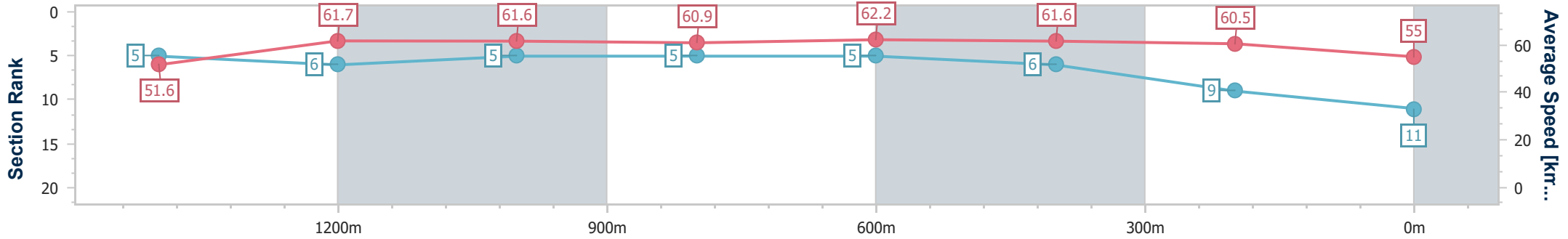


**Doomben QLD Professional**  
**Race 8: EVA AIR Class 2 Handicap - 1650m**  
 17 July 2024 - 16:42  
 Track Rating: Good 4, Weather: Fine, Rail Position: +8m Entire



BRISBANE  
RACING CLUB

Section	Overall	1400m	1200m	1000m	800m	600m	400m	200m
Section Times	1:41.03 [11] (0:17.43)	1:23.60 [5] (0:11.65)	1:11.95 [6] (0:11.69)	1:00.26 [5] (0:11.84)	0:48.42 [5] (0:11.64)	0:36.78 [5] (0:11.67)	0:25.11 [6] (0:11.89)	0:13.22 [9] (0:13.22)
Average Speed [km/h]	51.6	61.7	61.6	60.9	62.2	61.6	60.5	55.0
Top Speed [km/h]	62.3	62.5	62.4	62.1	62.9	62.9	62.6	57.7
Avg. Dist. to Rail [m]	1.0	0.4	0.2	0.2	0.9	0.5	0.7	0.6
Avg. Stride Freq. [Hz]	2.2	2.2	2.1	2.1	2.2	2.2	2.2	2.1
Avg. Stride Length [m]	6.5	7.9	8.0	7.9	7.9	7.7	7.6	7.1



- [ ] Ranking at each section and finish
- .-.- No data available at this section
- NA No data available



Horse/Jockey Name	New Level
Final Rank	12
Fastest Section Time (Section)	0:11.61 (800m)
Top Speed [km/h] (Section)	64.3 (1400m)
Race State	Finished



Doomben QLD Professional

Race 8: EVA AIR Class 2 Handicap - 1650m

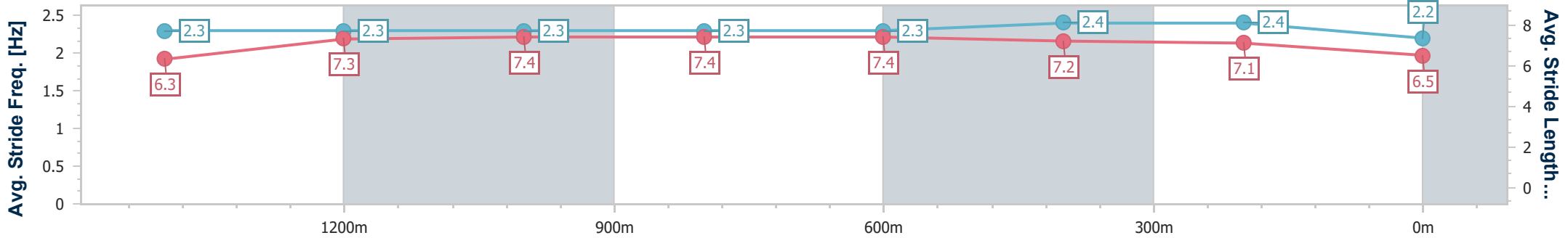
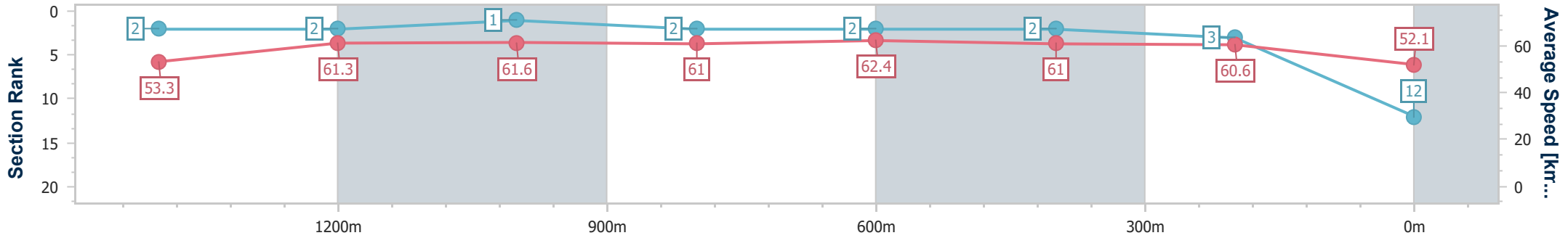
17 July 2024 - 16:42

Track Rating: Good 4, Weather: Fine, Rail Position: +8m Entire



BRISBANE RACING CLUB

Section	Overall	1400m	1200m	1000m	800m	600m	400m	200m
Section Times	1:41.27 [12] (0:16.90)	1:24.37 [2] (0:11.72)	1:12.65 [2] (0:11.68)	1:00.97 [1] (0:11.83)	0:49.14 [2] (0:11.61)	0:37.53 [2] (0:11.84)	0:25.69 [2] (0:11.84)	0:13.85 [3] (0:13.85)
Average Speed [km/h]	53.3	61.3	61.6	61.0	62.4	61.0	60.6	52.1
Top Speed [km/h]	63.5	64.3	62.5	62.3	62.8	61.9	62.1	58.6
Avg. Dist. to Rail [m]	2.7	0.6	0.8	0.5	1.4	0.9	1.5	1.0
Avg. Stride Freq. [Hz]	2.3	2.3	2.3	2.3	2.3	2.4	2.4	2.2
Avg. Stride Length [m]	6.3	7.3	7.4	7.4	7.4	7.2	7.1	6.5



- [ ] Ranking at each section and finish
- .-.- No data available at this section
- NA No data available