



Ladbrokes Cannon Park QLD Professional

Race 7: MARSH ADVANTAGE INSURANCE BENCHMARK 60 Handicap - 950m

18 July 2024 - 15:01



Track Rating: Soft 5, Weather: Fine, Rail Position: True

Section				Overall	800m	600m	400m	200m	Last 600m				
Field Times				0:54.45 (0:10.06)	0:44.39 (0:10.03)	0:34.36 (0:10.64)	0:23.72 (0:11.40)	0:12.32 (0:12.32)	0:34.36				
Rank	TAB	Horse/Jockey	Barrier	Top Speed [km/h]	Fastest Section						Margin	Distance Travelled [m]	
1	3	WELL IN SIGHT Zac Sprie	15	72.7 800m	0:10.08 Overall	0:54.45 [1] (0:10.08)	0:44.37 [2] (0:10.15)	0:34.22 [5] (0:10.85)	0:23.37 [3] (0:11.47)	0:11.90 [3] (0:11.90)	0:54.45	0:34.22	
2	6	MAZZARATTI Jenna Edwards	18	73.1 800m	0:09.97 800m	0:54.58 [2] (0:10.13)	0:44.45 [6] (0:09.97)	0:34.48 [2] (0:10.63)	0:23.85 [1] (0:11.40)	0:12.45 [1] (0:12.45)	0.78L	0:34.48	-7
3	1	COUNTER COMMAND Leah Martyn	6	72.2 800m	0:10.13 800m	0:54.73 [3] (0:10.16)	0:44.57 [7] (0:10.13)	0:34.44 [6] (0:10.95)	0:23.49 [5] (0:11.48)	0:12.01 [4] (0:12.01)	1.63L	0:34.44	-3
4	12	HARTSHORN Nathan Thomas	9	73.8 800m	0:10.00 800m	0:54.82 [4] (0:10.09)	0:44.73 [4] (0:10.00)	0:34.73 [1] (0:10.94)	0:23.79 [2] (0:11.52)	0:12.27 [2] (0:12.27)	2.16L	0:34.73	-3
5	10	KINJINA Justin Huxtable	7	70.8 800m	0:10.10 Overall	0:55.20 [5] (0:10.10)	0:45.10 [5] (0:10.27)	0:34.83 [7] (0:10.90)	0:23.93 [6] (0:11.68)	0:12.25 [6] (0:12.25)	4.43L	0:34.83	-1
6	7	SATURDAY VIBES Ryan Wiggins	17	73.0 800m	0:10.05 800m	0:55.28 [6] (0:10.09)	0:45.19 [3] (0:10.05)	0:35.14 [3] (0:11.01)	0:24.13 [4] (0:11.61)	0:12.52 [5] (0:12.52)	4.86L	0:35.14	+1
7	4	LIDDER VALLEY Chelsea Jokic	1	69.7 800m	0:10.53 800m	0:55.33 [7] (0:10.66)	0:44.67 [9] (0:10.53)	0:34.14 [9] (0:10.71)	0:23.43 [9] (0:11.44)	0:11.99 [7] (0:11.99)	5.18L	0:34.14	-7
8	11	ALL TO DO Pietro Romeo	13	70.5 800m	0:10.34 800m	0:55.73 [8] (0:10.59)	0:45.14 [8] (0:10.34)	0:34.80 [8] (0:10.95)	0:23.85 [8] (0:11.55)	0:12.30 [8] (0:12.30)	7.51L	0:34.80	-1
9	2	MODERNISM Jackson Murphy	8	68.4 800m	0:10.89 800m	0:56.89 [9] (0:11.11)	0:45.78 [10] (0:10.89)	0:34.89 [10] (0:11.12)	0:23.77 [10] (0:11.45)	0:12.32 [10] (0:12.32)	14.35L	0:34.89	-5
10	9	IAMRUSTYPARKER Nathan Day	3	72.2 800m	0:10.06 Overall	0:57.52 [10] (0:10.06)	0:47.46 [1] (0:10.11)	0:37.35 [4] (0:11.15)	0:26.20 [7] (0:12.55)	0:13.65 [9] (0:13.65)	18.03L	0:37.35	-3

Scratched: Five Bulls (#13), Bean Warrior (#15), Bakersfield (#16), Rue Lepic (#19), Loburn Lass (#5), Bold Feeling (#8), Shere Khan (#17), Prophetess (#14), Sonic Light (#18)



Horse/Jockey Name	Well In Sight
Final Rank	1
Fastest Section Time (Section)	0:10.08 (Overall)
Top Speed [km/h] (Section)	72.7 (800m)
Race State	Finished



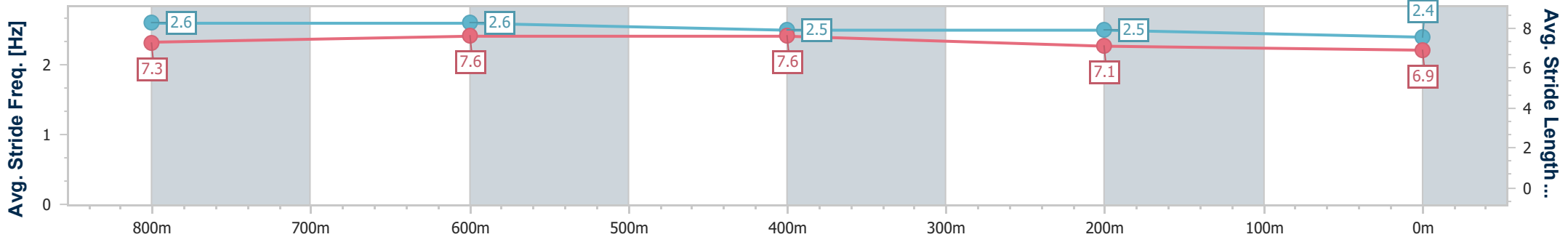
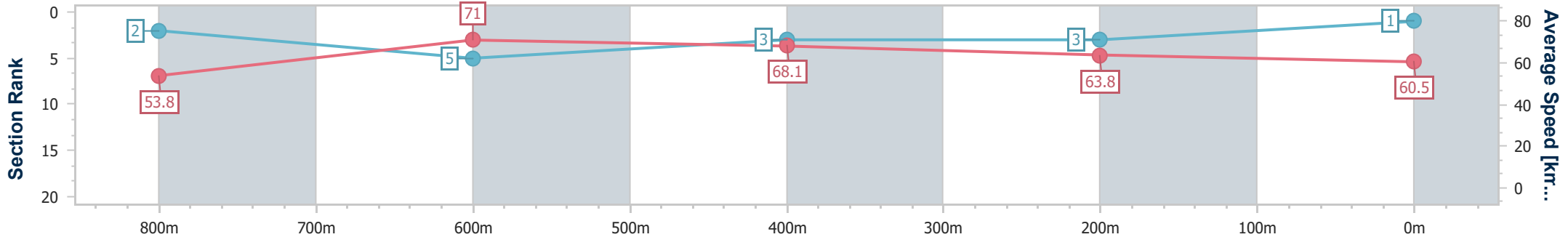
Ladbrokes Cannon Park QLD Professional
 Race 7: MARSH ADVANTAGE INSURANCE BENCHMARK 60
 Handicap - 950m



18 July 2024 - 15:01

Track Rating: Soft 5, Weather: Fine, Rail Position: True

Section	Overall	800m	600m	400m	200m
Section Times	0:54.45 [1] (0:10.08)	0:44.37 [2] (0:10.15)	0:34.22 [5] (0:10.85)	0:23.37 [3] (0:11.47)	0:11.90 [3] (0:11.90)
Average Speed [km/h]	53.8	71.0	68.1	63.8	60.5
Top Speed [km/h]	71.9	72.7	70.4	65.0	63.3
Avg. Dist. to Rail [m]	7.5	4.0	4.0	7.2	6.7
Avg. Stride Freq. [Hz]	2.6	2.6	2.5	2.5	2.4
Avg. Stride Length [m]	7.3	7.6	7.6	7.1	6.9



- [] Ranking at each section and finish
- .-.- No data available at this section
- NA No data available



Horse/Jockey Name	Mazzaratti
Final Rank	2
Fastest Section Time (Section)	0:09.97 (800m)
Top Speed [km/h] (Section)	73.1 (800m)
Race State	Finished



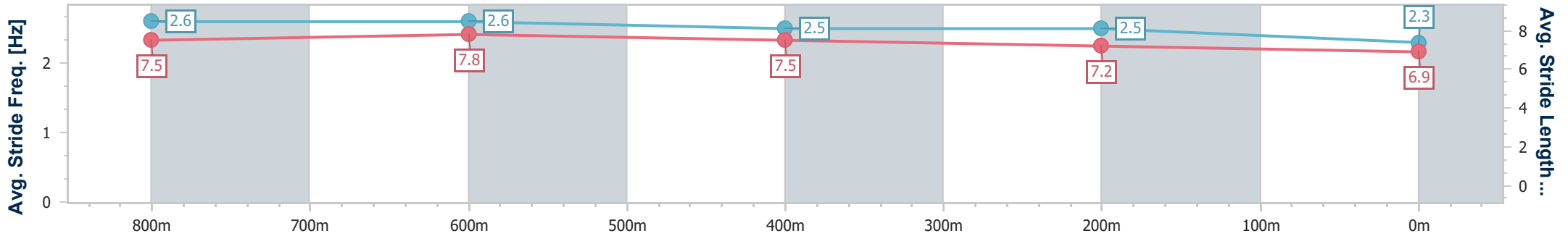
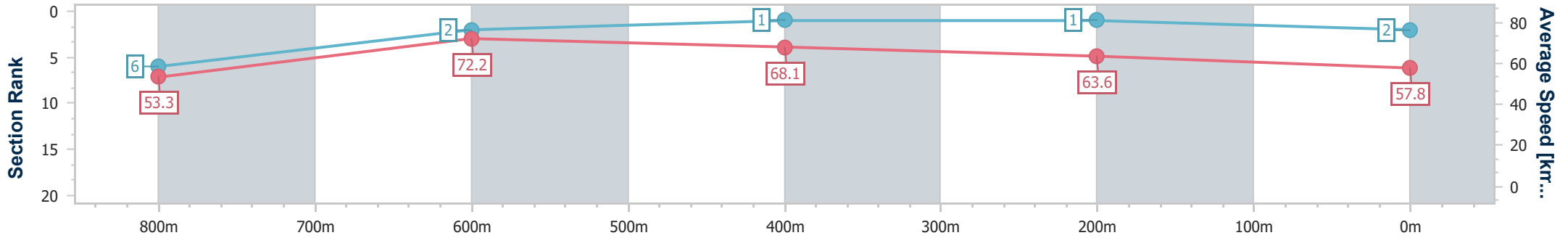
Ladbrokes Cannon Park QLD Professional
 Race 7: MARSH ADVANTAGE INSURANCE BENCHMARK 60
 Handicap - 950m

18 July 2024 - 15:01

Track Rating: Soft 5, Weather: Fine, Rail Position: True



Section	Overall	800m	600m	400m	200m
Section Times	0:54.58 [2] (0:10.13)	0:44.45 [6] (0:09.97)	0:34.48 [2] (0:10.63)	0:23.85 [1] (0:11.40)	0:12.45 [1] (0:12.45)
Average Speed [km/h]	53.3	72.2	68.1	63.6	57.8
Top Speed [km/h]	72.1	73.1	71.5	65.6	62.0
Avg. Dist. to Rail [m]	8.1	2.6	1.1	2.9	2.3
Avg. Stride Freq. [Hz]	2.6	2.6	2.5	2.5	2.3
Avg. Stride Length [m]	7.5	7.8	7.5	7.2	6.9



- [] Ranking at each section and finish
- .-.- No data available at this section
- NA No data available



Horse/Jockey Name	Counter Command
Final Rank	3
Fastest Section Time (Section)	0:10.13 (800m)
Top Speed [km/h] (Section)	72.2 (800m)
Race State	Finished



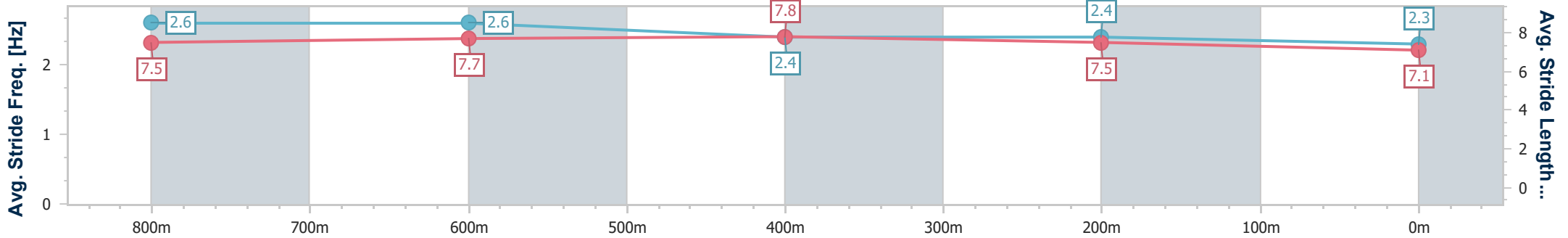
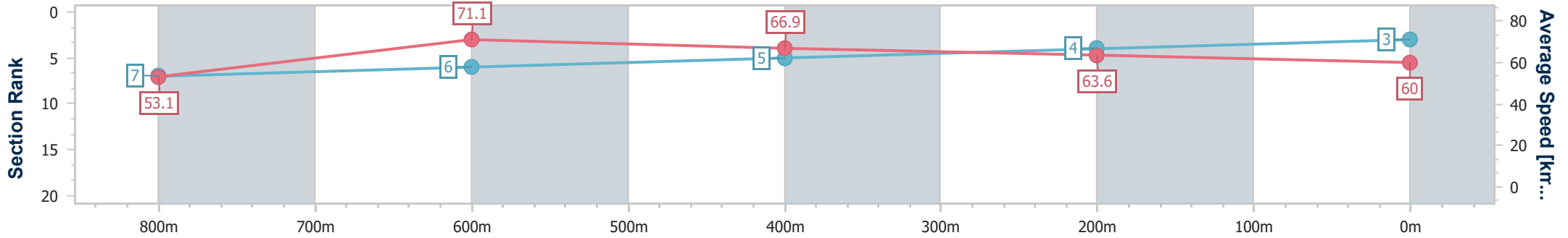
Ladbrokes Cannon Park QLD Professional
 Race 7: MARSH ADVANTAGE INSURANCE BENCHMARK 60
 Handicap - 950m

18 July 2024 - 15:01

Track Rating: Soft 5, Weather: Fine, Rail Position: True



Section	Overall	800m	600m	400m	200m
Section Times	0:54.73 [3] (0:10.16)	0:44.57 [7] (0:10.13)	0:34.44 [6] (0:10.95)	0:23.49 [5] (0:11.48)	0:12.01 [4] (0:12.01)
Average Speed [km/h]	53.1	71.1	66.9	63.6	60.0
Top Speed [km/h]	71.5	72.2	70.6	64.5	62.1
Avg. Dist. to Rail [m]	3.8	2.0	3.1	4.4	2.4
Avg. Stride Freq. [Hz]	2.6	2.6	2.4	2.4	2.3
Avg. Stride Length [m]	7.5	7.7	7.8	7.5	7.1



- [] Ranking at each section and finish
- .-.- No data available at this section
- NA No data available



Horse/Jockey Name	Hartshorn
Final Rank	4
Fastest Section Time (Section)	0:10.00 (800m)
Top Speed [km/h] (Section)	73.8 (800m)
Race State	Finished



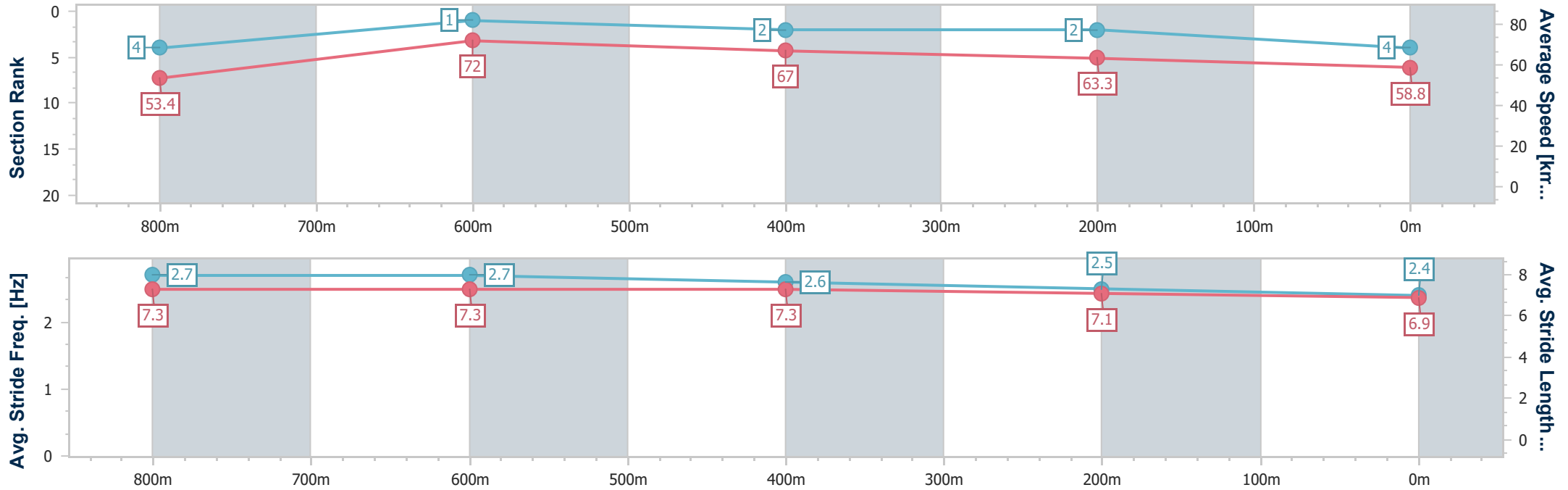
Ladbrokes Cannon Park QLD Professional
 Race 7: MARSH ADVANTAGE INSURANCE BENCHMARK 60
 Handicap - 950m

18 July 2024 - 15:01

Track Rating: Soft 5, Weather: Fine, Rail Position: True



Section	Overall	800m	600m	400m	200m
Section Times	0:54.82 [4] (0:10.09)	0:44.73 [4] (0:10.00)	0:34.73 [1] (0:10.94)	0:23.79 [2] (0:11.52)	0:12.27 [2] (0:12.27)
Average Speed [km/h]	53.4	72.0	67.0	63.3	58.8
Top Speed [km/h]	73.5	73.8	69.7	66.3	61.8
Avg. Dist. to Rail [m]	4.1	2.9	2.7	5.4	5.9
Avg. Stride Freq. [Hz]	2.7	2.7	2.6	2.5	2.4
Avg. Stride Length [m]	7.3	7.3	7.3	7.1	6.9



- [] Ranking at each section and finish
- .-.- No data available at this section
- NA No data available



Horse/Jockey Name	Kinjina
Final Rank	5
Fastest Section Time (Section)	0:10.10 (Overall)
Top Speed [km/h] (Section)	70.8 (800m)
Race State	Finished



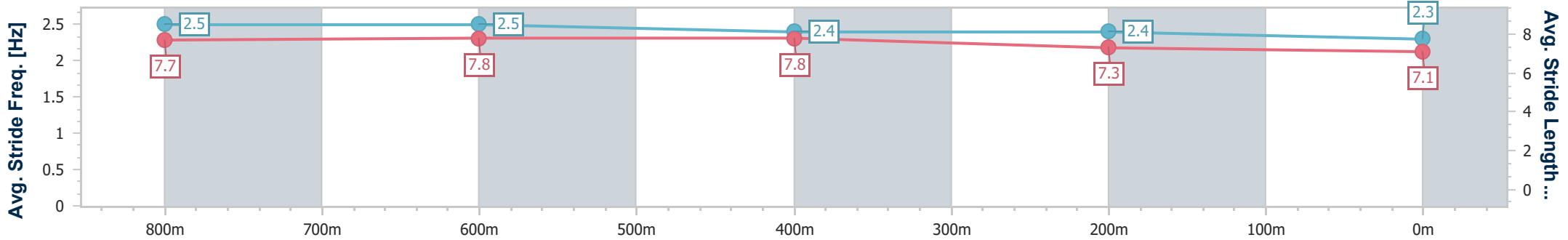
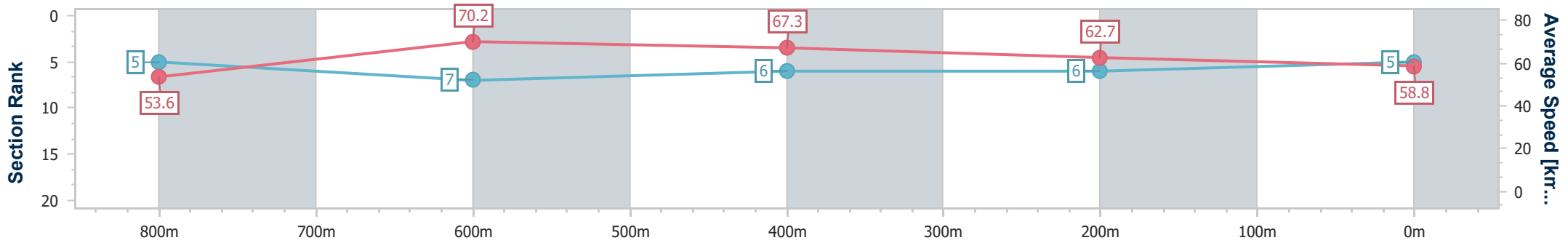
Ladbroke's Cannon Park QLD Professional
 Race 7: MARSH ADVANTAGE INSURANCE BENCHMARK 60
 Handicap - 950m



18 July 2024 - 15:01

Track Rating: Soft 5, Weather: Fine, Rail Position: True

Section	Overall	800m	600m	400m	200m
Section Times	0:55.20 [5] (0:10.10)	0:45.10 [5] (0:10.27)	0:34.83 [7] (0:10.90)	0:23.93 [6] (0:11.68)	0:12.25 [6] (0:12.25)
Average Speed [km/h]	53.6	70.2	67.3	62.7	58.8
Top Speed [km/h]	68.8	70.8	69.5	66.1	60.9
Avg. Dist. to Rail [m]	4.6	2.1	2.9	5.9	7.0
Avg. Stride Freq. [Hz]	2.5	2.5	2.4	2.4	2.3
Avg. Stride Length [m]	7.7	7.8	7.8	7.3	7.1



- [] Ranking at each section and finish
- .-.- No data available at this section
- NA No data available



Horse/Jockey Name	Saturday Vibes
Final Rank	6
Fastest Section Time (Section)	0:10.05 (800m)
Top Speed [km/h] (Section)	73.0 (800m)
Race State	Finished



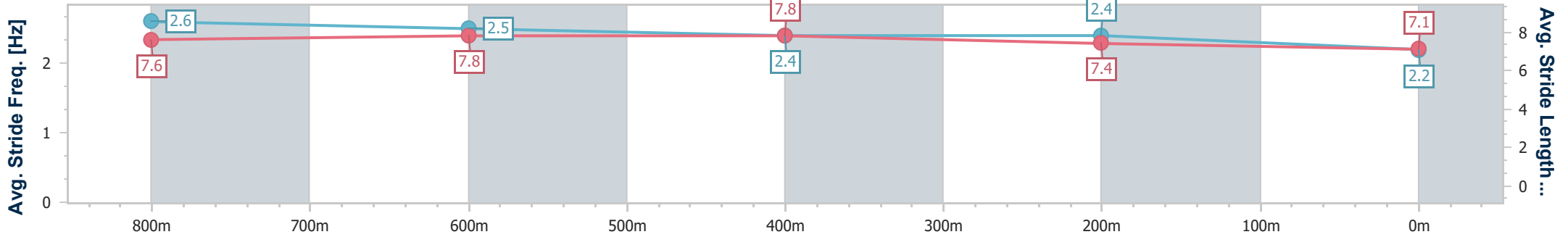
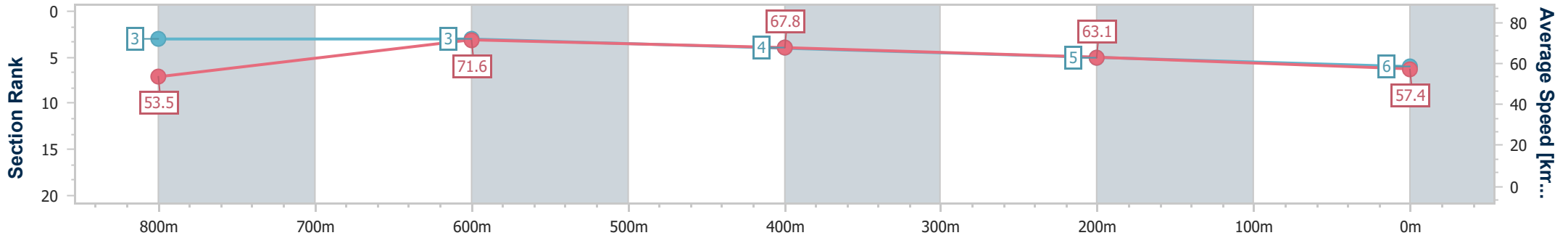
Ladbrokes Cannon Park QLD Professional
 Race 7: MARSH ADVANTAGE INSURANCE BENCHMARK 60
 Handicap - 950m

18 July 2024 - 15:01

Track Rating: Soft 5, Weather: Fine, Rail Position: True



Section	Overall	800m	600m	400m	200m
Section Times	0:55.28 [6] (0:10.09)	0:45.19 [3] (0:10.05)	0:35.14 [3] (0:11.01)	0:24.13 [4] (0:11.61)	0:12.52 [5] (0:12.52)
Average Speed [km/h]	53.5	71.6	67.8	63.1	57.4
Top Speed [km/h]	72.4	73.0	71.1	65.3	60.6
Avg. Dist. to Rail [m]	11.0	6.0	5.4	6.6	5.4
Avg. Stride Freq. [Hz]	2.6	2.5	2.4	2.4	2.2
Avg. Stride Length [m]	7.6	7.8	7.8	7.4	7.1



- [] Ranking at each section and finish
- .-.- No data available at this section
- NA No data available



Horse/Jockey Name	Lidder Valley
Final Rank	7
Fastest Section Time (Section)	0:10.53 (800m)
Top Speed [km/h] (Section)	69.7 (800m)
Race State	Finished



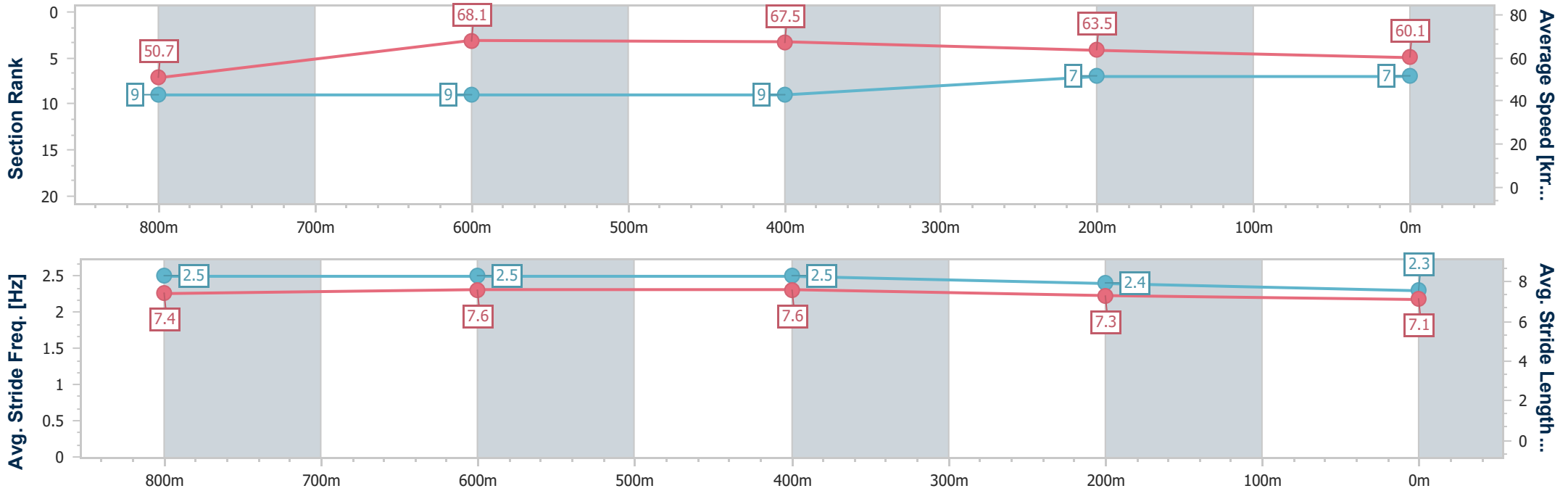
Ladbrokes Cannon Park QLD Professional
Race 7: MARSH ADVANTAGE INSURANCE BENCHMARK 60
Handicap - 950m

18 July 2024 - 15:01

Track Rating: Soft 5, Weather: Fine, Rail Position: True



Section	Overall	800m	600m	400m	200m
Section Times	0:55.33 [7] (0:10.66)	0:44.67 [9] (0:10.53)	0:34.14 [9] (0:10.71)	0:23.43 [9] (0:11.44)	0:11.99 [7] (0:11.99)
Average Speed [km/h]	50.7	68.1	67.5	63.5	60.1
Top Speed [km/h]	66.9	69.7	69.3	65.2	62.5
Avg. Dist. to Rail [m]	0.7	0.5	0.7	4.2	3.7
Avg. Stride Freq. [Hz]	2.5	2.5	2.5	2.4	2.3
Avg. Stride Length [m]	7.4	7.6	7.6	7.3	7.1



- [] Ranking at each section and finish
- .-.- No data available at this section
- NA No data available



Horse/Jockey Name	All To Do
Final Rank	8
Fastest Section Time (Section)	0:10.34 (800m)
Top Speed [km/h] (Section)	70.5 (800m)
Race State	Finished



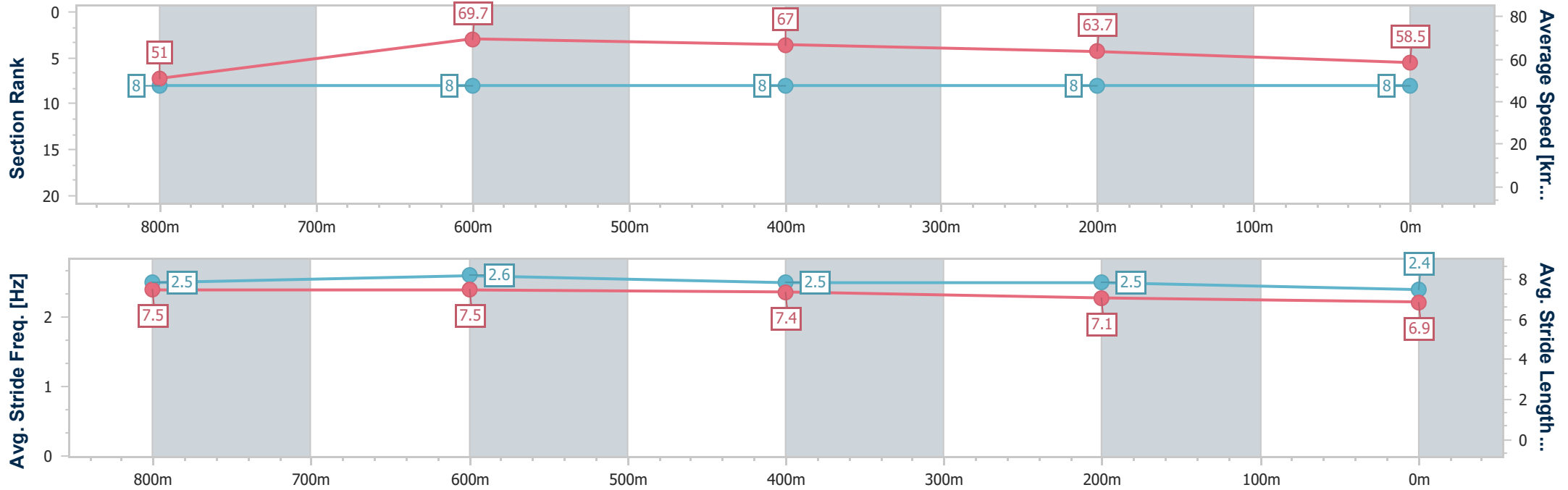
Ladbrokes Cannon Park QLD Professional
 Race 7: MARSH ADVANTAGE INSURANCE BENCHMARK 60
 Handicap - 950m

18 July 2024 - 15:01

Track Rating: Soft 5, Weather: Fine, Rail Position: True



Section	Overall	800m	600m	400m	200m
Section Times	0:55.73 [8] (0:10.59)	0:45.14 [8] (0:10.34)	0:34.80 [8] (0:10.95)	0:23.85 [8] (0:11.55)	0:12.30 [8] (0:12.30)
Average Speed [km/h]	51.0	69.7	67.0	63.7	58.5
Top Speed [km/h]	69.6	70.5	69.7	65.4	61.5
Avg. Dist. to Rail [m]	4.4	0.9	2.7	8.1	9.5
Avg. Stride Freq. [Hz]	2.5	2.6	2.5	2.5	2.4
Avg. Stride Length [m]	7.5	7.5	7.4	7.1	6.9



- [] Ranking at each section and finish
- .-.- No data available at this section
- NA No data available



Horse/Jockey Name	Modernism
Final Rank	9
Fastest Section Time (Section)	0:10.89 (800m)
Top Speed [km/h] (Section)	68.4 (800m)
Race State	Finished



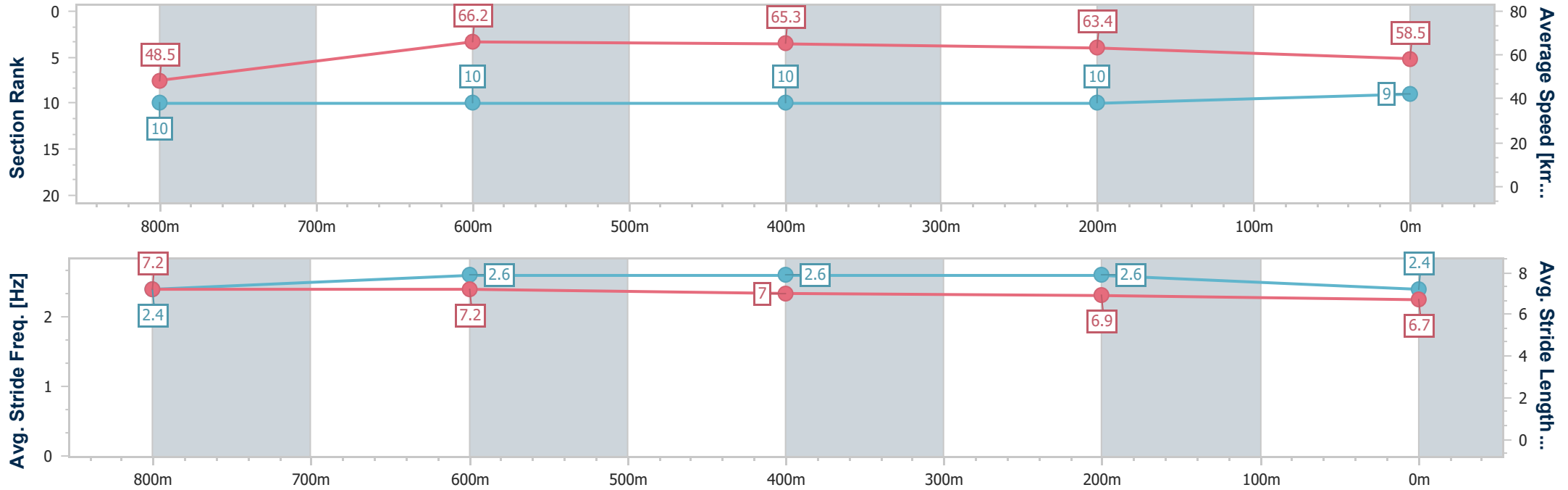
Ladbroke's Cannon Park QLD Professional
 Race 7: MARSH ADVANTAGE INSURANCE BENCHMARK 60
 Handicap - 950m

18 July 2024 - 15:01

Track Rating: Soft 5, Weather: Fine, Rail Position: True



Section	Overall	800m	600m	400m	200m
Section Times	0:56.89 [9] (0:11.11)	0:45.78 [10] (0:10.89)	0:34.89 [10] (0:11.12)	0:23.77 [10] (0:11.45)	0:12.32 [10] (0:12.32)
Average Speed [km/h]	48.5	66.2	65.3	63.4	58.5
Top Speed [km/h]	64.7	68.4	68.4	64.2	62.6
Avg. Dist. to Rail [m]	3.3	1.0	1.7	4.3	6.2
Avg. Stride Freq. [Hz]	2.4	2.6	2.6	2.6	2.4
Avg. Stride Length [m]	7.2	7.2	7.0	6.9	6.7



- [] Ranking at each section and finish
- .-.- No data available at this section
- NA No data available



Horse/Jockey Name	lamrustyparker
Final Rank	10
Fastest Section Time (Section)	0:10.06 (Overall)
Top Speed [km/h] (Section)	72.2 (800m)
Race State	Finished

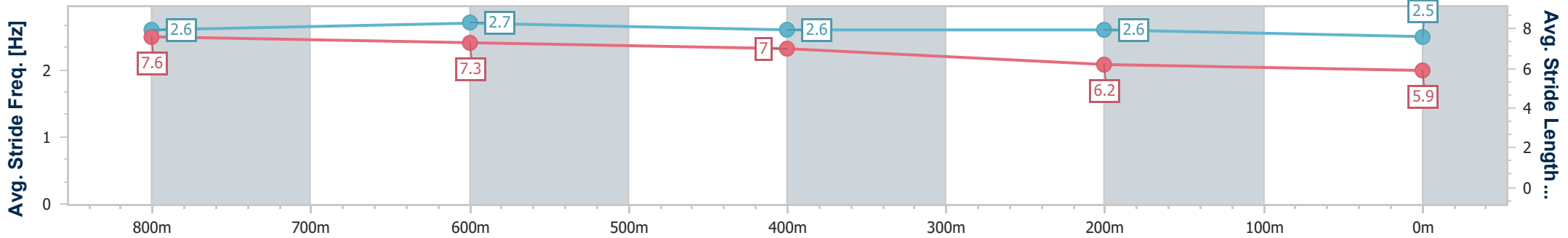
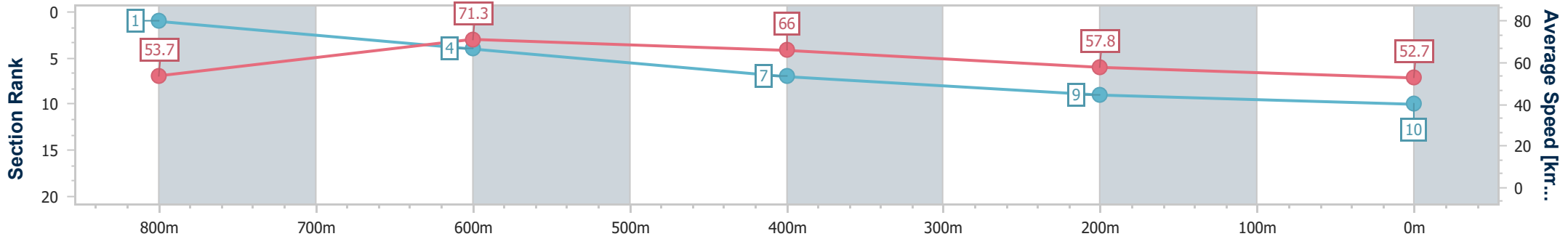


Ladbrokes Cannon Park QLD Professional
 Race 7: MARSH ADVANTAGE INSURANCE BENCHMARK 60
 Handicap - 950m
 18 July 2024 - 15:01



Track Rating: Soft 5, Weather: Fine, Rail Position: True

Section	Overall	800m	600m	400m	200m
Section Times	0:57.52 [10] (0:10.06)	0:47.46 [1] (0:10.11)	0:37.35 [4] (0:11.15)	0:26.20 [7] (0:12.55)	0:13.65 [9] (0:13.65)
Average Speed [km/h]	53.7	71.3	66.0	57.8	52.7
Top Speed [km/h]	71.5	72.2	69.2	61.1	55.5
Avg. Dist. to Rail [m]	1.1	0.9	3.4	2.8	5.3
Avg. Stride Freq. [Hz]	2.6	2.7	2.6	2.6	2.5
Avg. Stride Length [m]	7.6	7.3	7.0	6.2	5.9



- [] Ranking at each section and finish
- .-.- No data available at this section
- NA No data available