

Track Rating: Good 4, Weather: Fine, Rail Position: +8m Entire

| Section |     | Field Times                                |           |                  |                    |                           |                           |                           |                           |                           |                           |         | Last 600m              |    |
|---------|-----|--|-----------|------------------|--------------------|---------------------------|---------------------------|---------------------------|---------------------------|---------------------------|---------------------------|---------|------------------------|----|
|         |     | Overall                                    | 1000m     | 800m             | 600m               | 400m                      | 200m                      |                           |                           |                           |                           |         | 0:34.88                |    |
|         |     | (0:08.23)                                  | (0:10.57) | (0:10.85)        | (0:11.31)          | (0:11.06)                 | (0:12.51)                 |                           |                           |                           |                           |         |                        |    |
| Rank    | TAB | Horse/Jockey                               | Barrier   | Top Speed [km/h] | Fastest Section    |                           |                           |                           |                           |                           |                           | Margin  | Distance Travelled [m] |    |
| 1       | 4   | <b>THIEF BY NIGHT</b><br>Damien Thornton   | 5         | 67.4<br>800m     | 0:08.55<br>Overall | 1:04.53 [1]<br>(0:08.55)  | 0:55.98 [7]<br>(0:11.01)  | 0:44.97 [7]<br>(0:10.90)  | 0:34.07 [8]<br>(0:11.16)  | 0:22.91 [7]<br>(0:11.42)  | 0:11.49 [6]<br>(0:11.49)  | 1:04.53 | 0:34.07                |    |
| 2       | 5   | <b>BOLD RANSOM</b><br>Jai Williams         | 6         | 67.7<br>800m     | 0:08.42<br>Overall | 1:04.54 [2]<br>(0:08.42)  | 0:56.12 [5]<br>(0:10.84)  | 0:45.28 [6]<br>(0:10.96)  | 0:34.32 [6]<br>(0:11.25)  | 0:23.07 [5]<br>(0:11.44)  | 0:11.63 [2]<br>(0:11.63)  | 0.05L   | 0:34.32                | +4 |
| 3       | 8   | <b>TAPIS MAGIQUE</b><br>Boris Thornton     | 7         | 68.2<br>800m     | 0:08.71<br>Overall | 1:04.65 [3]<br>(0:08.71)  | 0:55.94 [8]<br>(0:10.91)  | 0:45.03 [9]<br>(0:11.04)  | 0:33.99 [10]<br>(0:11.25) | 0:22.74 [10]<br>(0:11.26) | 0:11.48 [5]<br>(0:11.48)  | 0.7L    | 0:33.99                | +3 |
| 4       | 2   | <b>CHAYSE'N'SCOTTY</b><br>Samantha Collett | 13        | 69.5<br>800m     | 0:08.23<br>Overall | 1:04.94 [4]<br>(0:08.23)  | 0:56.71 [1]<br>(0:10.57)  | 0:46.14 [1]<br>(0:10.85)  | 0:35.29 [1]<br>(0:11.31)  | 0:23.98 [1]<br>(0:11.06)  | 0:12.92 [1]<br>(0:12.91)  | 2.38L   | 0:35.28                | +0 |
| 5       | 11  | <b>BOOGA RAY</b><br>Tahlia Fenlon          | 18        | 67.5<br>800m     | 0:08.91<br>Overall | 1:05.02 [5]<br>(0:08.91)  | 0:56.11 [11]<br>(0:11.16) | 0:44.95 [11]<br>(0:10.87) | 0:34.08 [11]<br>(0:11.17) | 0:22.91 [11]<br>(0:11.22) | 0:11.69 [8]<br>(0:11.69)  | 2.85L   | 0:34.08                | -1 |
| 6       | 10  | <b>ALLEZIZZY</b><br>Micheal Hellyer        | 1         | 68.1<br>800m     | 0:08.50<br>Overall | 1:05.14 [6]<br>(0:08.50)  | 0:56.64 [6]<br>(0:10.75)  | 0:45.89 [5]<br>(0:10.92)  | 0:34.97 [5]<br>(0:11.26)  | 0:23.71 [3]<br>(0:11.57)  | 0:12.14 [3]<br>(0:12.14)  | 3.58L   | 0:34.97                | -3 |
| 7       | 18  | <b>MAGIC TALENT</b><br>Shania Willis       | 4         | 68.7<br>400m     | 0:09.06<br>Overall | 1:05.03 [7]<br>(0:09.06)  | 0:55.97 [12]<br>(0:11.15) | 0:44.82 [12]<br>(0:10.82) | 0:34.00 [12]<br>(0:11.17) | 0:22.83 [12]<br>(0:10.55) | 0:12.28 [10]<br>(0:12.28) | 4.77L   | 0:34.00                | +0 |
| 8       | 6   | <b>ONEOFTHETWELVE</b><br>Kirk Matheson     | 3         | 67.9<br>800m     | 0:08.27<br>Overall | 1:05.45 [8]<br>(0:08.27)  | 0:57.18 [2]<br>(0:10.84)  | 0:46.34 [4]<br>(0:10.95)  | 0:35.39 [3]<br>(0:11.41)  | 0:23.98 [4]<br>(0:11.75)  | 0:12.23 [7]<br>(0:12.23)  | 5.42L   | 0:35.39                | +4 |
| 9       | 3   | <b>LASER BEAM</b><br>James Orman           | 2         | 68.2<br>800m     | 0:08.33<br>Overall | 1:05.50 [9]<br>(0:08.33)  | 0:57.17 [3]<br>(0:10.76)  | 0:46.41 [3]<br>(0:10.97)  | 0:35.44 [2]<br>(0:11.26)  | 0:24.18 [2]<br>(0:11.70)  | 0:12.48 [4]<br>(0:12.48)  | 5.69L   | 0:35.44                | -2 |
| 10      | 13  | <b>HE'S A DEVIL</b><br>Michael Cahill      | 19        | 68.4<br>1000m    | 0:08.80<br>Overall | 1:05.70 [10]<br>(0:08.80) | 0:56.90 [9]<br>(0:10.79)  | 0:46.11 [8]<br>(0:10.84)  | 0:35.27 [7]<br>(0:11.33)  | 0:23.94 [9]<br>(0:11.62)  | 0:12.32 [11]<br>(0:12.32) | 6.87L   | 0:35.27                | +8 |

Scratched: Forebears (#17), Airstrike (#7), Miss Helmut (#20), Grandeur Rose (#16), Annakuri (#19), Icy Isea (#9), Tequila Dancer (#12), Les Girls (#14)



# Ipswich QLD Professional

## Race 6: IMPERIAL RACING RATINGS BAND 0 - 58 Handicap - 1100m

19 July 2024 - 15:17



Track Rating: Good 4, Weather: Fine, Rail Position: +8m Entire

| Section     | Overall              | 1000m                | 800m                 | 600m                 | 400m                 | 200m                 | Last 600m |
|-------------|----------------------|----------------------|----------------------|----------------------|----------------------|----------------------|-----------|
| Field Times | 1:04.53<br>(0:08.23) | 0:56.30<br>(0:10.57) | 0:45.73<br>(0:10.85) | 0:34.88<br>(0:11.31) | 0:23.57<br>(0:11.06) | 0:12.51<br>(0:12.51) | 0:34.88   |

| Rank | TAB | Horse/Jockey              | Barrier | Top Speed [km/h] | Fastest Section    | Overall                   | 1000m                     | 800m                      | 600m                     | 400m                     | 200m                      | Margin | Last 600m | Distance Travelled [m] |
|------|-----|---------------------------|---------|------------------|--------------------|---------------------------|---------------------------|---------------------------|--------------------------|--------------------------|---------------------------|--------|-----------|------------------------|
| 11   | 1   | ROADHOUSE<br>Ryan Maloney | 10      | 68.9<br>400m     | 0:08.89<br>Overall | 1:05.09 [11]<br>(0:08.89) | 0:56.20 [10]<br>(0:10.96) | 0:45.24 [10]<br>(0:10.69) | 0:34.55 [9]<br>(0:11.09) | 0:23.46 [8]<br>(0:10.68) | 0:12.78 [9]<br>(0:12.78)  | 8.32L  | 0:34.55   | +6                     |
| 12   | 15  | PABALLO<br>Chris Meehan   | 15      | 67.7<br>1000m    | 0:08.35<br>Overall | 1:06.04 [12]<br>(0:08.35) | 0:57.69 [4]<br>(0:10.72)  | 0:46.97 [2]<br>(0:11.03)  | 0:35.94 [4]<br>(0:11.43) | 0:24.51 [6]<br>(0:11.18) | 0:13.33 [12]<br>(0:13.33) | 11.35L | 0:35.94   | +2                     |

Scratched: Forebears (#17), Airstrike (#7), Miss Helmut (#20), Grandeur Rose (#16), Annakuri (#19), Icy Isea (#9), Tequila Dancer (#12), Les Girls (#14)

[ ] Ranking at each section and finish  
 -:-:-:- No data available at this section  
 NA No data available

SCN Saddle cloth number  
 DNF Did not finish  
 DNT Did not track



|                                |                   |
|--------------------------------|-------------------|
| Horse/Jockey Name              | Thief By Night    |
| Final Rank                     | 1                 |
| Fastest Section Time (Section) | 0:08.55 (Overall) |
| Top Speed [km/h] (Section)     | 67.4 (800m)       |
| Race State                     | Finished          |



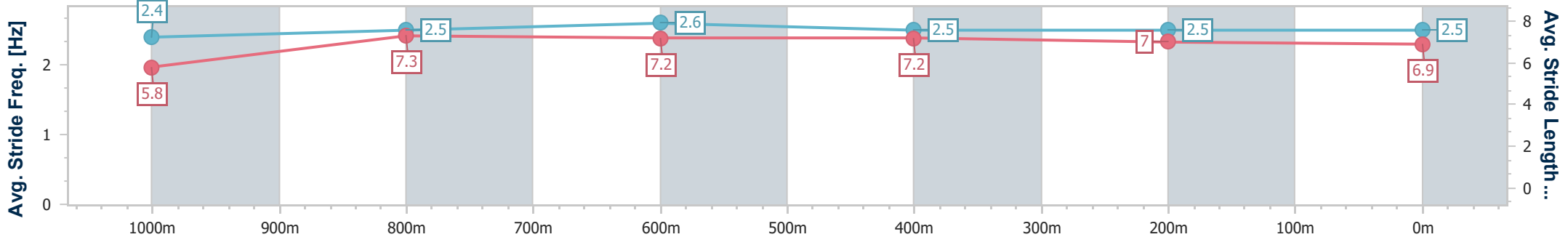
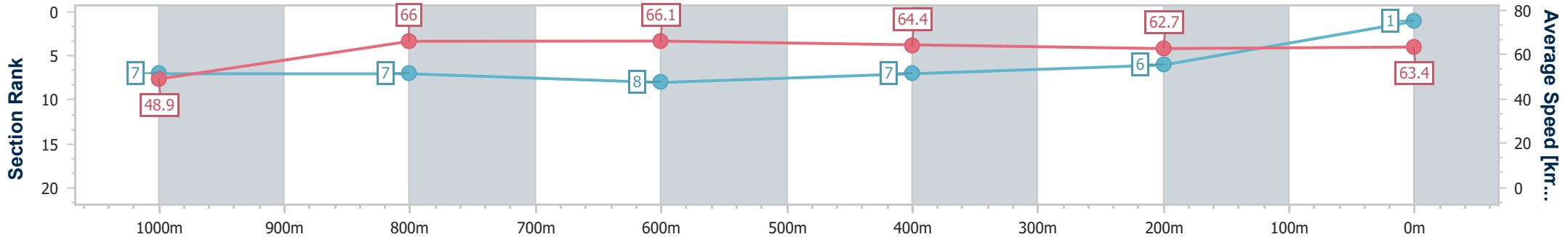
Ipswich QLD Professional  
 Race 6: IMPERIAL RACING RATINGS BAND 0 - 58 Handicap - 1100m



19 July 2024 - 15:17

Track Rating: Good 4, Weather: Fine, Rail Position: +8m Entire

| Section                | Overall                  | 1000m                    | 800m                     | 600m                     | 400m                     | 200m                     |
|------------------------|--------------------------|--------------------------|--------------------------|--------------------------|--------------------------|--------------------------|
| Section Times          | 1:04.53 [1]<br>(0:08.55) | 0:55.98 [7]<br>(0:11.01) | 0:44.97 [7]<br>(0:10.90) | 0:34.07 [8]<br>(0:11.16) | 0:22.91 [7]<br>(0:11.42) | 0:11.49 [6]<br>(0:11.49) |
| Average Speed [km/h]   | 48.9                     | 66.0                     | 66.1                     | 64.4                     | 62.7                     | 63.4                     |
| Top Speed [km/h]       | 49.9                     | 66.7                     | 67.4                     | 66.9                     | 64.9                     | 66.2                     |
| Avg. Dist. to Rail [m] | 4.1                      | 1.9                      | 0.3                      | 1.0                      | 1.0                      | 2.5                      |
| Avg. Stride Freq. [Hz] | 2.4                      | 2.5                      | 2.6                      | 2.5                      | 2.5                      | 2.5                      |
| Avg. Stride Length [m] | 5.8                      | 7.3                      | 7.2                      | 7.2                      | 7.0                      | 6.9                      |



- [ ] Ranking at each section and finish
- .-.- No data available at this section
- NA No data available



|                                |                   |
|--------------------------------|-------------------|
| Horse/Jockey Name              | Bold Ransom       |
| Final Rank                     | 2                 |
| Fastest Section Time (Section) | 0:08.42 (Overall) |
| Top Speed [km/h] (Section)     | 67.7 (800m)       |
| Race State                     | Finished          |



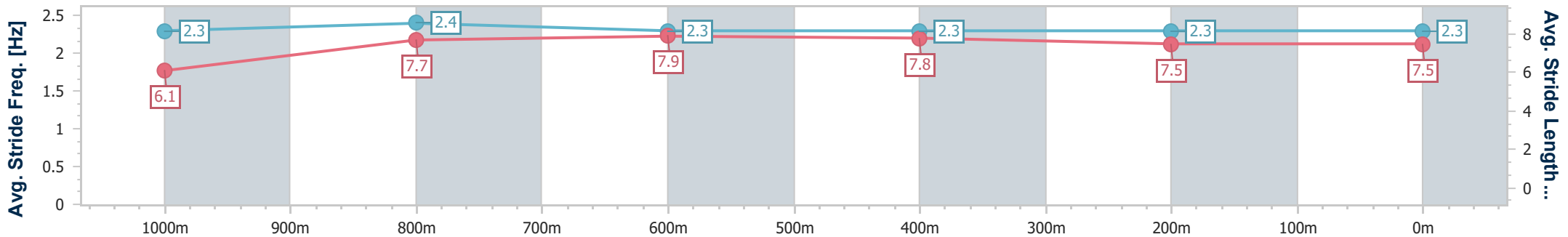
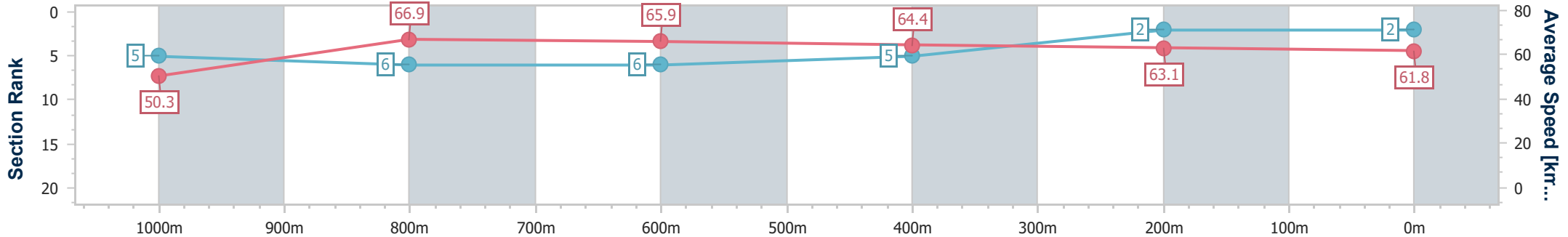
Ipswich QLD Professional  
 Race 6: IMPERIAL RACING RATINGS BAND 0 - 58 Handicap - 1100m



19 July 2024 - 15:17

Track Rating: Good 4, Weather: Fine, Rail Position: +8m Entire

| Section                | Overall                  | 1000m                    | 800m                     | 600m                     | 400m                     | 200m                     |
|------------------------|--------------------------|--------------------------|--------------------------|--------------------------|--------------------------|--------------------------|
| Section Times          | 1:04.54 [2]<br>(0:08.42) | 0:56.12 [5]<br>(0:10.84) | 0:45.28 [6]<br>(0:10.96) | 0:34.32 [6]<br>(0:11.25) | 0:23.07 [5]<br>(0:11.44) | 0:11.63 [2]<br>(0:11.63) |
| Average Speed [km/h]   | 50.3                     | 66.9                     | 65.9                     | 64.4                     | 63.1                     | 61.8                     |
| Top Speed [km/h]       | 50.8                     | 67.6                     | 67.7                     | 66.8                     | 65.1                     | 64.2                     |
| Avg. Dist. to Rail [m] | 5.8                      | 2.0                      | 0.9                      | 1.3                      | 0.5                      | 0.5                      |
| Avg. Stride Freq. [Hz] | 2.3                      | 2.4                      | 2.3                      | 2.3                      | 2.3                      | 2.3                      |
| Avg. Stride Length [m] | 6.1                      | 7.7                      | 7.9                      | 7.8                      | 7.5                      | 7.5                      |



- [ ] Ranking at each section and finish
- .-.- No data available at this section
- NA No data available



|                                |                   |
|--------------------------------|-------------------|
| Horse/Jockey Name              | Tapis Magique     |
| Final Rank                     | 3                 |
| Fastest Section Time (Section) | 0:08.71 (Overall) |
| Top Speed [km/h] (Section)     | 68.2 (800m)       |
| Race State                     | Finished          |



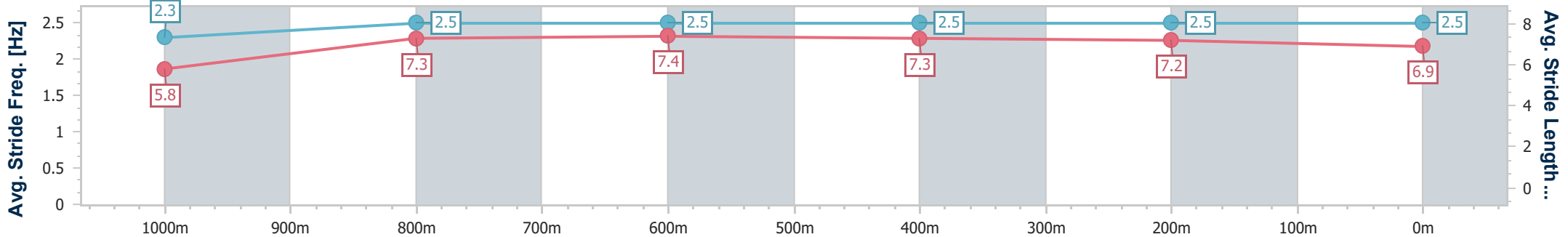
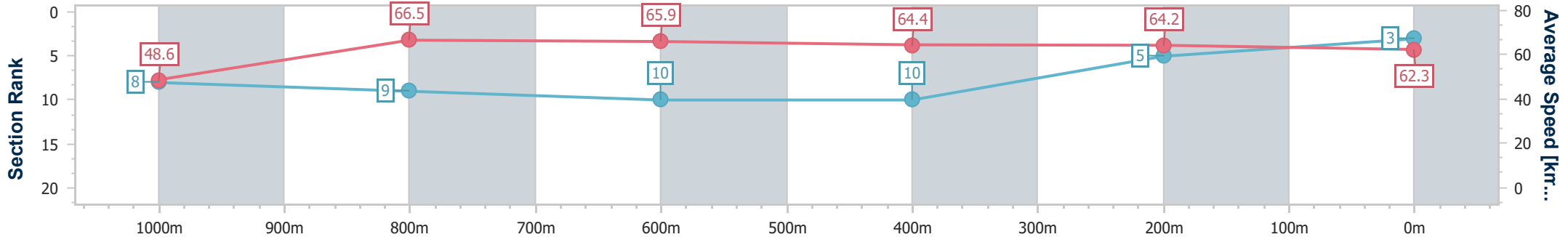
Ipswich QLD Professional  
 Race 6: IMPERIAL RACING RATINGS BAND 0 - 58 Handicap - 1100m



19 July 2024 - 15:17

Track Rating: Good 4, Weather: Fine, Rail Position: +8m Entire

| Section                | Overall                  | 1000m                    | 800m                     | 600m                      | 400m                      | 200m        |
|------------------------|--------------------------|--------------------------|--------------------------|---------------------------|---------------------------|-------------|
| Section Times          | 1:04.65 [3]<br>(0:08.71) | 0:55.94 [8]<br>(0:10.91) | 0:45.03 [9]<br>(0:11.04) | 0:33.99 [10]<br>(0:11.25) | 0:22.74 [10]<br>(0:11.26) | 0:11.48 [5] |
| Average Speed [km/h]   | 48.6                     | 66.5                     | 65.9                     | 64.4                      | 64.2                      | 62.3        |
| Top Speed [km/h]       | 49.2                     | 67.7                     | 68.2                     | 66.6                      | 65.1                      | 65.2        |
| Avg. Dist. to Rail [m] | 7.2                      | 3.0                      | 2.0                      | 1.8                       | 0.5                       | 2.2         |
| Avg. Stride Freq. [Hz] | 2.3                      | 2.5                      | 2.5                      | 2.5                       | 2.5                       | 2.5         |
| Avg. Stride Length [m] | 5.8                      | 7.3                      | 7.4                      | 7.3                       | 7.2                       | 6.9         |



- [ ] Ranking at each section and finish
- .-.- No data available at this section
- NA No data available



|                                |                   |
|--------------------------------|-------------------|
| Horse/Jockey Name              | Chayse'n'scotty   |
| Final Rank                     | 4                 |
| Fastest Section Time (Section) | 0:08.23 (Overall) |
| Top Speed [km/h] (Section)     | 69.5 (800m)       |
| Race State                     | Finished          |



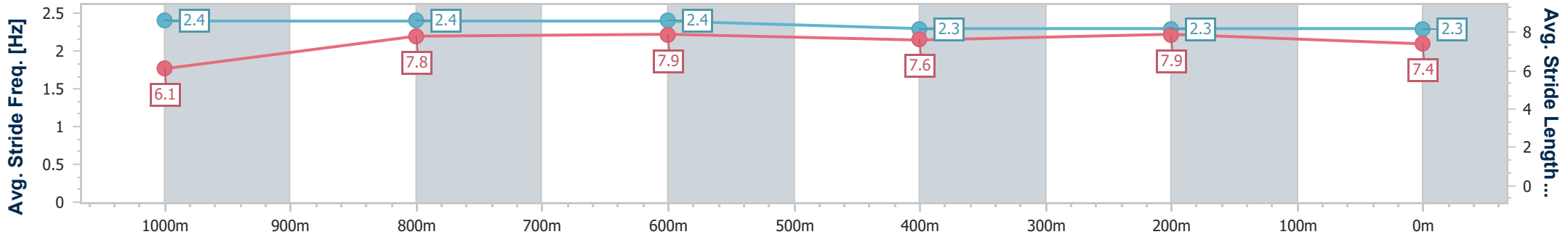
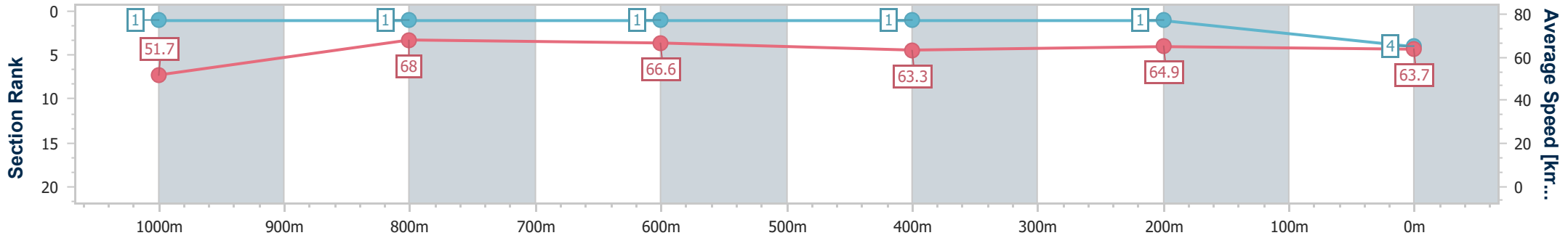
Ipswich QLD Professional  
 Race 6: IMPERIAL RACING RATINGS BAND 0 - 58 Handicap - 1100m



19 July 2024 - 15:17

Track Rating: Good 4, Weather: Fine, Rail Position: +8m Entire

| Section                | Overall                  | 1000m                    | 800m                     | 600m                     | 400m                     | 200m                     |
|------------------------|--------------------------|--------------------------|--------------------------|--------------------------|--------------------------|--------------------------|
| Section Times          | 1:04.94 [4]<br>(0:08.23) | 0:56.71 [1]<br>(0:10.57) | 0:46.14 [1]<br>(0:10.85) | 0:35.29 [1]<br>(0:11.31) | 0:23.98 [1]<br>(0:11.06) | 0:12.92 [1]<br>(0:12.91) |
| Average Speed [km/h]   | 51.7                     | 68.0                     | 66.6                     | 63.3                     | 64.9                     | 63.7                     |
| Top Speed [km/h]       | 52.0                     | 69.3                     | 69.5                     | 66.9                     | 65.6                     | 64.8                     |
| Avg. Dist. to Rail [m] | 7.5                      | 2.2                      | 0.6                      | 0.8                      | 1.0                      | 0.9                      |
| Avg. Stride Freq. [Hz] | 2.4                      | 2.4                      | 2.4                      | 2.3                      | 2.3                      | 2.3                      |
| Avg. Stride Length [m] | 6.1                      | 7.8                      | 7.9                      | 7.6                      | 7.9                      | 7.4                      |



- [ ] Ranking at each section and finish
- .-.- No data available at this section
- NA No data available



|                                |                   |
|--------------------------------|-------------------|
| Horse/Jockey Name              | Booga Ray         |
| Final Rank                     | 5                 |
| Fastest Section Time (Section) | 0:08.91 (Overall) |
| Top Speed [km/h] (Section)     | 67.5 (800m)       |
| Race State                     | Finished          |



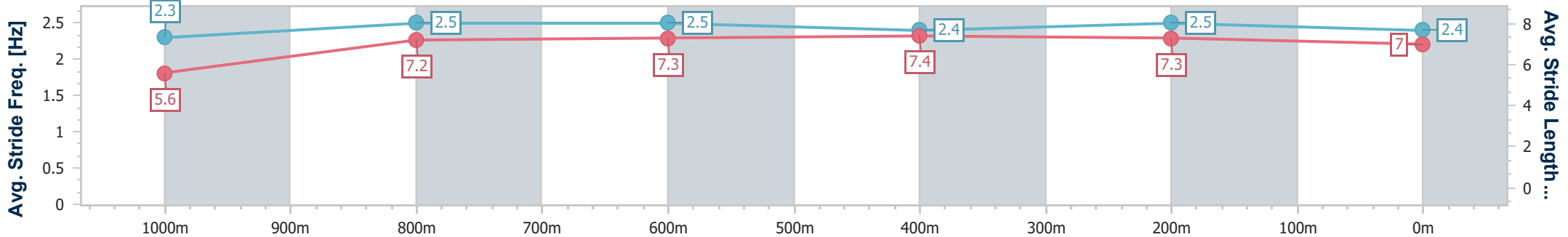
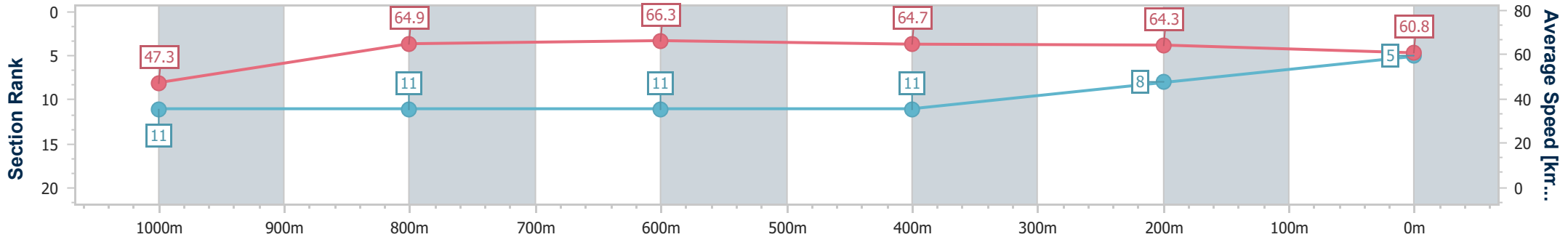
Ipswich QLD Professional  
 Race 6: IMPERIAL RACING RATINGS BAND 0 - 58 Handicap - 1100m



19 July 2024 - 15:17

Track Rating: Good 4, Weather: Fine, Rail Position: +8m Entire

| Section                | Overall                  | 1000m                     | 800m                      | 600m                      | 400m                      | 200m                     |
|------------------------|--------------------------|---------------------------|---------------------------|---------------------------|---------------------------|--------------------------|
| Section Times          | 1:05.02 [5]<br>(0:08.91) | 0:56.11 [11]<br>(0:11.16) | 0:44.95 [11]<br>(0:10.87) | 0:34.08 [11]<br>(0:11.17) | 0:22.91 [11]<br>(0:11.22) | 0:11.69 [8]<br>(0:11.69) |
| Average Speed [km/h]   | 47.3                     | 64.9                      | 66.3                      | 64.7                      | 64.3                      | 60.8                     |
| Top Speed [km/h]       | 48.2                     | 66.2                      | 67.5                      | 67.3                      | 65.4                      | 64.9                     |
| Avg. Dist. to Rail [m] | 9.1                      | 0.8                       | 0.4                       | 0.6                       | 1.0                       | 1.8                      |
| Avg. Stride Freq. [Hz] | 2.3                      | 2.5                       | 2.5                       | 2.4                       | 2.5                       | 2.4                      |
| Avg. Stride Length [m] | 5.6                      | 7.2                       | 7.3                       | 7.4                       | 7.3                       | 7.0                      |



- [ ] Ranking at each section and finish
- .-.- No data available at this section
- NA No data available



|                                |                   |
|--------------------------------|-------------------|
| Horse/Jockey Name              | Allezzizy         |
| Final Rank                     | 6                 |
| Fastest Section Time (Section) | 0:08.50 (Overall) |
| Top Speed [km/h] (Section)     | 68.1 (800m)       |
| Race State                     | Finished          |



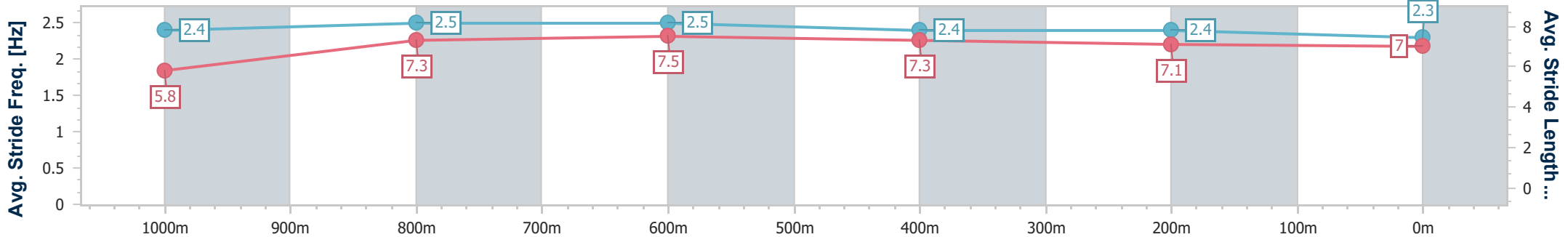
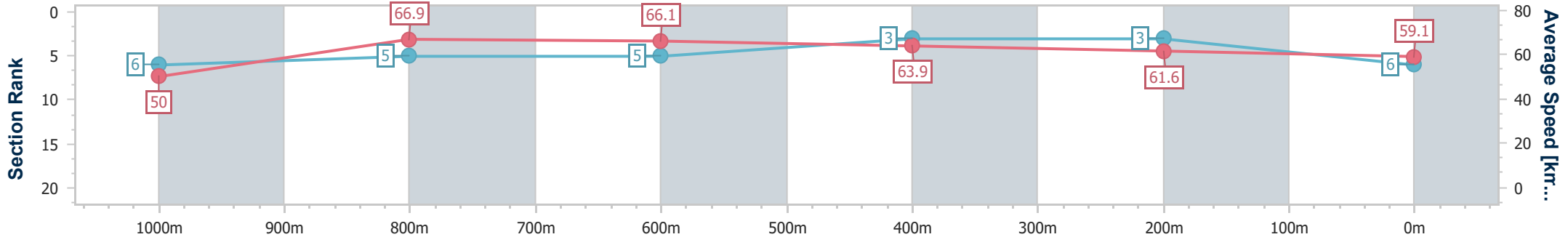
Ipswich QLD Professional  
 Race 6: IMPERIAL RACING RATINGS BAND 0 - 58 Handicap - 1100m



19 July 2024 - 15:17

Track Rating: Good 4, Weather: Fine, Rail Position: +8m Entire

| Section                | Overall                  | 1000m                    | 800m                     | 600m                     | 400m                     | 200m                     |
|------------------------|--------------------------|--------------------------|--------------------------|--------------------------|--------------------------|--------------------------|
| Section Times          | 1:05.14 [6]<br>(0:08.50) | 0:56.64 [6]<br>(0:10.75) | 0:45.89 [5]<br>(0:10.92) | 0:34.97 [5]<br>(0:11.26) | 0:23.71 [3]<br>(0:11.57) | 0:12.14 [3]<br>(0:12.14) |
| Average Speed [km/h]   | 50.0                     | 66.9                     | 66.1                     | 63.9                     | 61.6                     | 59.1                     |
| Top Speed [km/h]       | 50.3                     | 68.0                     | 68.1                     | 66.6                     | 64.5                     | 63.0                     |
| Avg. Dist. to Rail [m] | 0.7                      | 0.3                      | 1.0                      | 1.3                      | 1.5                      | 0.9                      |
| Avg. Stride Freq. [Hz] | 2.4                      | 2.5                      | 2.5                      | 2.4                      | 2.4                      | 2.3                      |
| Avg. Stride Length [m] | 5.8                      | 7.3                      | 7.5                      | 7.3                      | 7.1                      | 7.0                      |



- [ ] Ranking at each section and finish
- .-.- No data available at this section
- NA No data available





|                                |                   |
|--------------------------------|-------------------|
| Horse/Jockey Name              | Magic Talent      |
| Final Rank                     | 7                 |
| Fastest Section Time (Section) | 0:09.06 (Overall) |
| Top Speed [km/h] (Section)     | 68.7 (400m)       |
| Race State                     | Finished          |



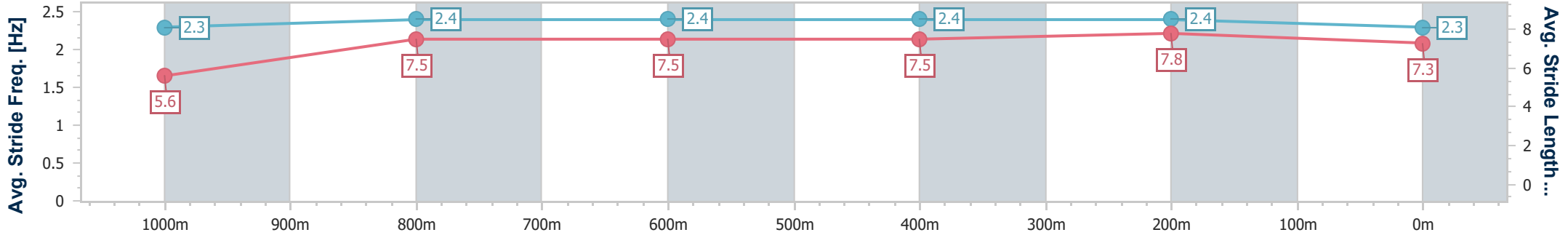
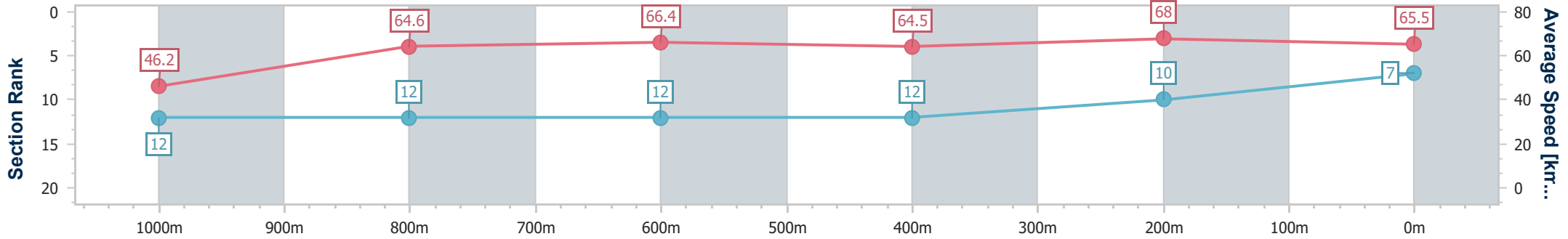
Ipswich QLD Professional  
 Race 6: IMPERIAL RACING RATINGS BAND 0 - 58 Handicap - 1100m



19 July 2024 - 15:17

Track Rating: Good 4, Weather: Fine, Rail Position: +8m Entire

| Section                | Overall                  | 1000m                     | 800m                      | 600m                      | 400m                      | 200m                      |
|------------------------|--------------------------|---------------------------|---------------------------|---------------------------|---------------------------|---------------------------|
| Section Times          | 1:05.03 [7]<br>(0:09.06) | 0:55.97 [12]<br>(0:11.15) | 0:44.82 [12]<br>(0:10.82) | 0:34.00 [12]<br>(0:11.17) | 0:22.83 [12]<br>(0:10.55) | 0:12.28 [10]<br>(0:12.28) |
| Average Speed [km/h]   | 46.2                     | 64.6                      | 66.4                      | 64.5                      | 68.0                      | 65.5                      |
| Top Speed [km/h]       | 47.0                     | 65.7                      | 67.9                      | 67.4                      | 68.7                      | 67.0                      |
| Avg. Dist. to Rail [m] | 3.2                      | 0.4                       | 0.2                       | 0.5                       | 1.9                       | 1.4                       |
| Avg. Stride Freq. [Hz] | 2.3                      | 2.4                       | 2.4                       | 2.4                       | 2.4                       | 2.3                       |
| Avg. Stride Length [m] | 5.6                      | 7.5                       | 7.5                       | 7.5                       | 7.8                       | 7.3                       |



- [ ] Ranking at each section and finish
- .-.- No data available at this section
- NA No data available



|                                |                   |
|--------------------------------|-------------------|
| Horse/Jockey Name              | Oneofthetwelve    |
| Final Rank                     | 8                 |
| Fastest Section Time (Section) | 0:08.27 (Overall) |
| Top Speed [km/h] (Section)     | 67.9 (800m)       |
| Race State                     | Finished          |



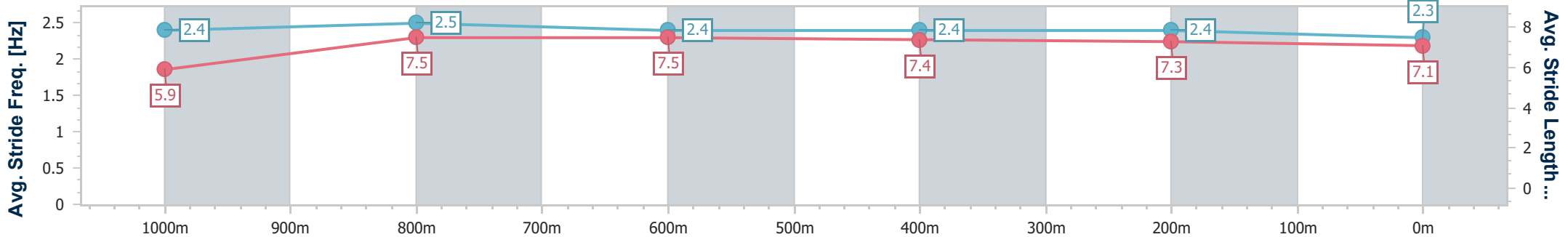
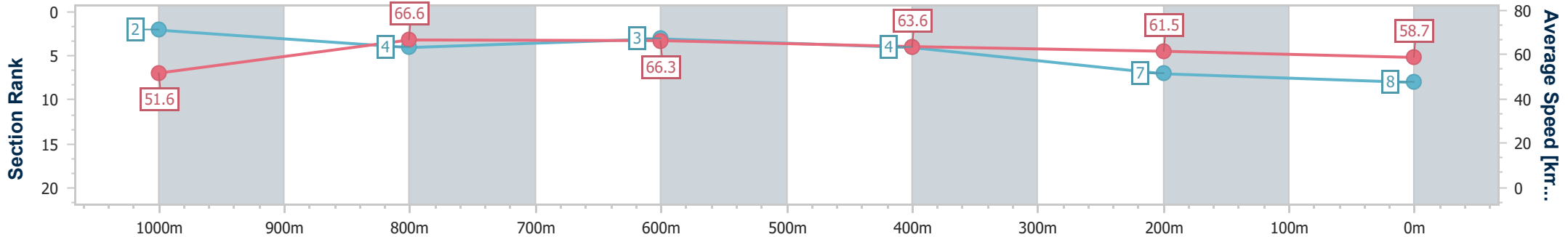
Ipswich QLD Professional  
 Race 6: IMPERIAL RACING RATINGS BAND 0 - 58 Handicap - 1100m



19 July 2024 - 15:17

Track Rating: Good 4, Weather: Fine, Rail Position: +8m Entire

| Section                | Overall                  | 1000m                    | 800m                     | 600m                     | 400m                     | 200m                     |
|------------------------|--------------------------|--------------------------|--------------------------|--------------------------|--------------------------|--------------------------|
| Section Times          | 1:05.45 [8]<br>(0:08.27) | 0:57.18 [2]<br>(0:10.84) | 0:46.34 [4]<br>(0:10.95) | 0:35.39 [3]<br>(0:11.41) | 0:23.98 [4]<br>(0:11.75) | 0:12.23 [7]<br>(0:12.23) |
| Average Speed [km/h]   | 51.6                     | 66.6                     | 66.3                     | 63.6                     | 61.5                     | 58.7                     |
| Top Speed [km/h]       | 51.8                     | 67.8                     | 67.9                     | 66.9                     | 64.1                     | 62.5                     |
| Avg. Dist. to Rail [m] | 3.4                      | 1.8                      | 0.8                      | 1.0                      | 1.9                      | 2.9                      |
| Avg. Stride Freq. [Hz] | 2.4                      | 2.5                      | 2.4                      | 2.4                      | 2.4                      | 2.3                      |
| Avg. Stride Length [m] | 5.9                      | 7.5                      | 7.5                      | 7.4                      | 7.3                      | 7.1                      |



- [ ] Ranking at each section and finish
- .-.- No data available at this section
- NA No data available



|                                |                   |
|--------------------------------|-------------------|
| Horse/Jockey Name              | Laser Beam        |
| Final Rank                     | 9                 |
| Fastest Section Time (Section) | 0:08.33 (Overall) |
| Top Speed [km/h] (Section)     | 68.2 (800m)       |
| Race State                     | Finished          |



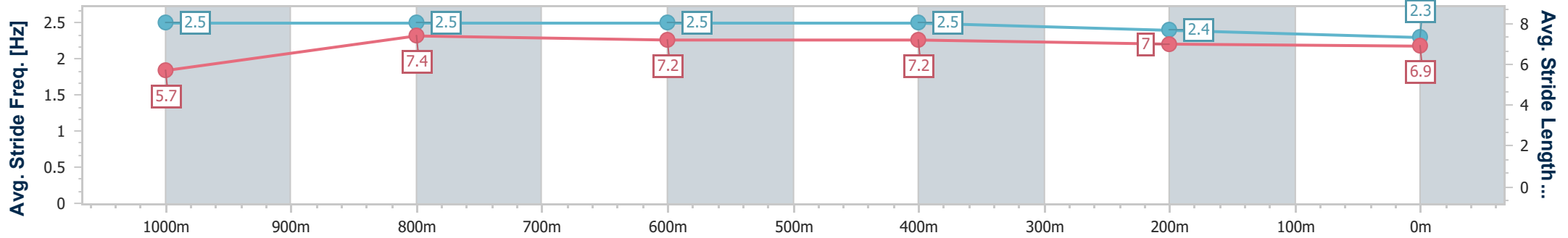
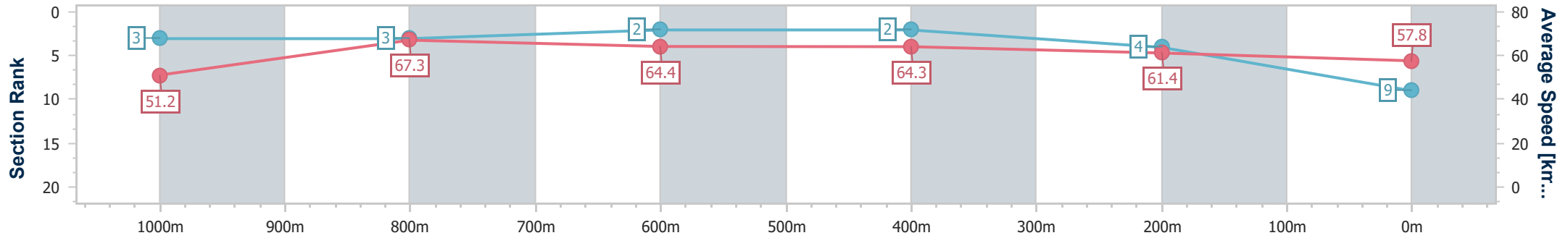
Ipswich QLD Professional  
 Race 6: IMPERIAL RACING RATINGS BAND 0 - 58 Handicap - 1100m



19 July 2024 - 15:17

Track Rating: Good 4, Weather: Fine, Rail Position: +8m Entire

| Section                | Overall                  | 1000m                    | 800m                     | 600m                     | 400m                     | 200m                     |
|------------------------|--------------------------|--------------------------|--------------------------|--------------------------|--------------------------|--------------------------|
| Section Times          | 1:05.50 [9]<br>(0:08.33) | 0:57.17 [3]<br>(0:10.76) | 0:46.41 [3]<br>(0:10.97) | 0:35.44 [2]<br>(0:11.26) | 0:24.18 [2]<br>(0:11.70) | 0:12.48 [4]<br>(0:12.48) |
| Average Speed [km/h]   | 51.2                     | 67.3                     | 64.4                     | 64.3                     | 61.4                     | 57.8                     |
| Top Speed [km/h]       | 51.5                     | 68.1                     | 68.2                     | 66.4                     | 64.5                     | 62.4                     |
| Avg. Dist. to Rail [m] | 1.7                      | 0.5                      | 0.5                      | 0.4                      | 0.4                      | 0.1                      |
| Avg. Stride Freq. [Hz] | 2.5                      | 2.5                      | 2.5                      | 2.5                      | 2.4                      | 2.3                      |
| Avg. Stride Length [m] | 5.7                      | 7.4                      | 7.2                      | 7.2                      | 7.0                      | 6.9                      |



- [ ] Ranking at each section and finish
- .-.- No data available at this section
- NA No data available



|                                |                   |
|--------------------------------|-------------------|
| Horse/Jockey Name              | He's A Devil      |
| Final Rank                     | 10                |
| Fastest Section Time (Section) | 0:08.80 (Overall) |
| Top Speed [km/h] (Section)     | 68.4 (1000m)      |
| Race State                     | Finished          |



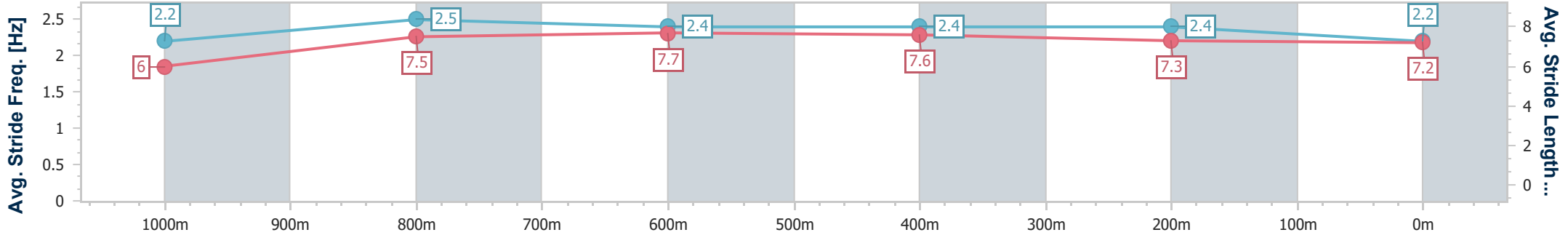
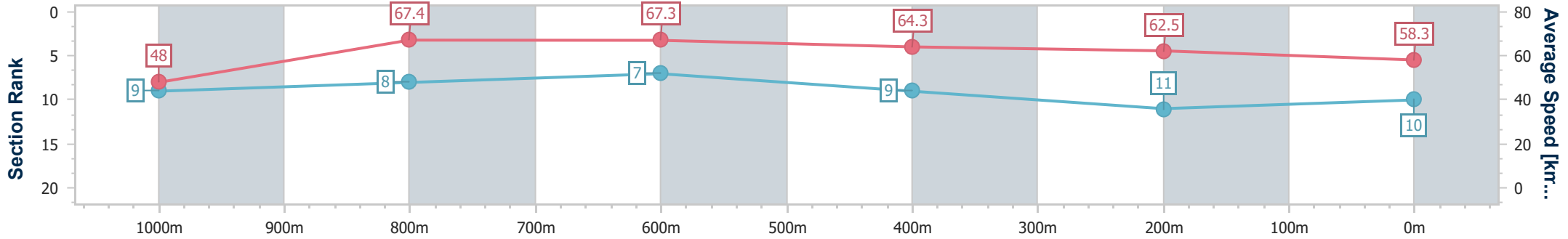
Ipswich QLD Professional  
 Race 6: IMPERIAL RACING RATINGS BAND 0 - 58 Handicap - 1100m



19 July 2024 - 15:17

Track Rating: Good 4, Weather: Fine, Rail Position: +8m Entire

| Section                | Overall                   | 1000m                    | 800m                     | 600m                     | 400m                     | 200m                      |
|------------------------|---------------------------|--------------------------|--------------------------|--------------------------|--------------------------|---------------------------|
| Section Times          | 1:05.70 [10]<br>(0:08.80) | 0:56.90 [9]<br>(0:10.79) | 0:46.11 [8]<br>(0:10.84) | 0:35.27 [7]<br>(0:11.33) | 0:23.94 [9]<br>(0:11.62) | 0:12.32 [11]<br>(0:12.32) |
| Average Speed [km/h]   | 48.0                      | 67.4                     | 67.3                     | 64.3                     | 62.5                     | 58.3                      |
| Top Speed [km/h]       | 48.4                      | 68.4                     | 68.4                     | 68.0                     | 64.9                     | 63.4                      |
| Avg. Dist. to Rail [m] | 12.3                      | 5.2                      | 2.1                      | 1.9                      | 2.9                      | 3.7                       |
| Avg. Stride Freq. [Hz] | 2.2                       | 2.5                      | 2.4                      | 2.4                      | 2.4                      | 2.2                       |
| Avg. Stride Length [m] | 6.0                       | 7.5                      | 7.7                      | 7.6                      | 7.3                      | 7.2                       |



- [ ] Ranking at each section and finish
- .-.- No data available at this section
- NA No data available



|                                |                   |
|--------------------------------|-------------------|
| Horse/Jockey Name              | Roadhouse         |
| Final Rank                     | 11                |
| Fastest Section Time (Section) | 0:08.89 (Overall) |
| Top Speed [km/h] (Section)     | 68.9 (400m)       |
| Race State                     | Finished          |



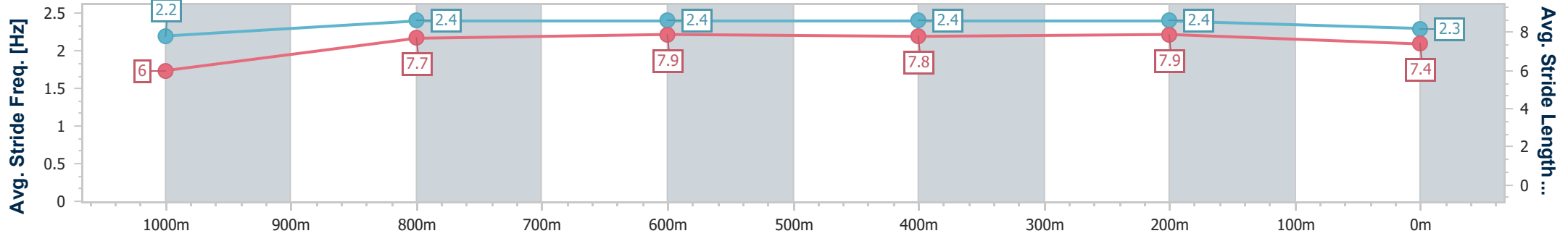
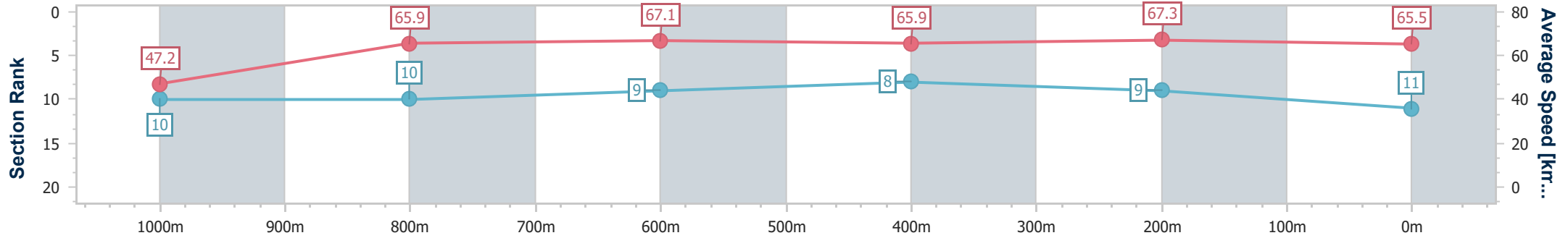
Ipswich QLD Professional  
 Race 6: IMPERIAL RACING RATINGS BAND 0 - 58 Handicap - 1100m



19 July 2024 - 15:17

Track Rating: Good 4, Weather: Fine, Rail Position: +8m Entire

| Section                | Overall                   | 1000m                     | 800m                      | 600m                     | 400m                     | 200m                     |
|------------------------|---------------------------|---------------------------|---------------------------|--------------------------|--------------------------|--------------------------|
| Section Times          | 1:05.09 [11]<br>(0:08.89) | 0:56.20 [10]<br>(0:10.96) | 0:45.24 [10]<br>(0:10.69) | 0:34.55 [9]<br>(0:11.09) | 0:23.46 [8]<br>(0:10.68) | 0:12.78 [9]<br>(0:12.78) |
| Average Speed [km/h]   | 47.2                      | 65.9                      | 67.1                      | 65.9                     | 67.3                     | 65.5                     |
| Top Speed [km/h]       | 48.0                      | 66.9                      | 68.5                      | 68.1                     | 68.9                     | 67.0                     |
| Avg. Dist. to Rail [m] | 7.2                       | 0.6                       | 0.6                       | 1.9                      | 2.1                      | 2.4                      |
| Avg. Stride Freq. [Hz] | 2.2                       | 2.4                       | 2.4                       | 2.4                      | 2.4                      | 2.3                      |
| Avg. Stride Length [m] | 6.0                       | 7.7                       | 7.9                       | 7.8                      | 7.9                      | 7.4                      |



- [ ] Ranking at each section and finish
- .-.- No data available at this section
- NA No data available



|                                |                   |
|--------------------------------|-------------------|
| Horse/Jockey Name              | Paballo           |
| Final Rank                     | 12                |
| Fastest Section Time (Section) | 0:08.35 (Overall) |
| Top Speed [km/h] (Section)     | 67.7 (1000m)      |
| Race State                     | Finished          |



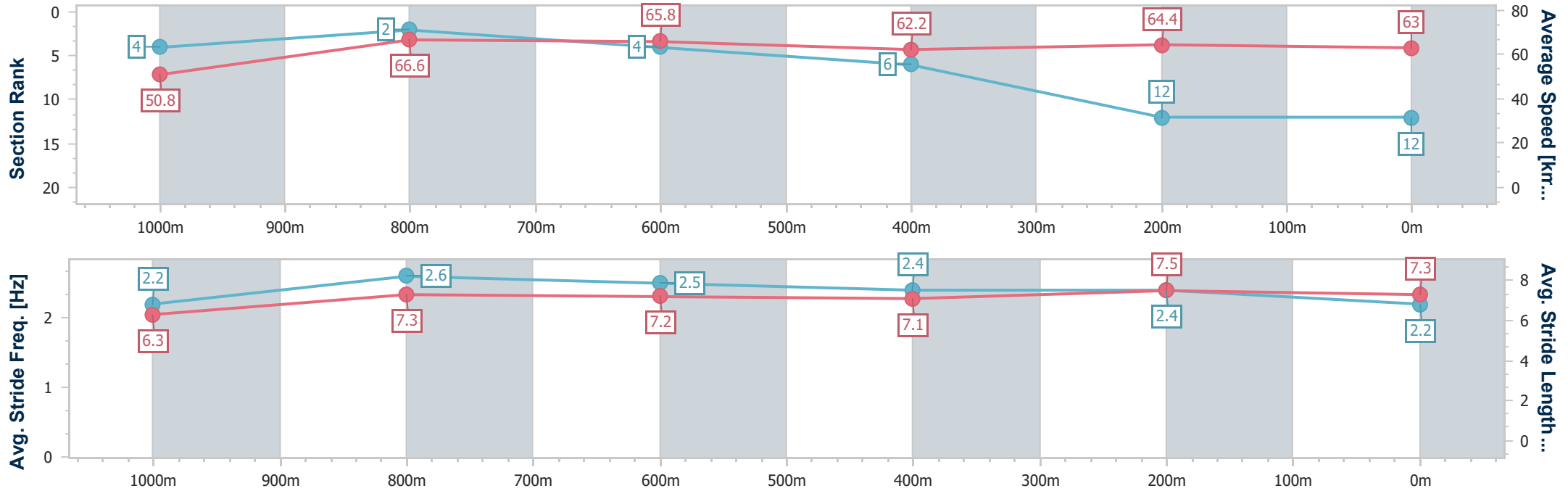
Ipswich QLD Professional  
 Race 6: IMPERIAL RACING RATINGS BAND 0 - 58 Handicap - 1100m



19 July 2024 - 15:17

Track Rating: Good 4, Weather: Fine, Rail Position: +8m Entire

| Section                | Overall                   | 1000m                    | 800m                     | 600m                     | 400m                     | 200m                      |
|------------------------|---------------------------|--------------------------|--------------------------|--------------------------|--------------------------|---------------------------|
| Section Times          | 1:06.04 [12]<br>(0:08.35) | 0:57.69 [4]<br>(0:10.72) | 0:46.97 [2]<br>(0:11.03) | 0:35.94 [4]<br>(0:11.43) | 0:24.51 [6]<br>(0:11.18) | 0:13.33 [12]<br>(0:13.33) |
| Average Speed [km/h]   | 50.8                      | 66.6                     | 65.8                     | 62.2                     | 64.4                     | 63.0                      |
| Top Speed [km/h]       | 51.0                      | 67.7                     | 67.7                     | 66.2                     | 65.5                     | 64.8                      |
| Avg. Dist. to Rail [m] | 9.0                       | 3.8                      | 1.1                      | 1.2                      | 1.3                      | 1.3                       |
| Avg. Stride Freq. [Hz] | 2.2                       | 2.6                      | 2.5                      | 2.4                      | 2.4                      | 2.2                       |
| Avg. Stride Length [m] | 6.3                       | 7.3                      | 7.2                      | 7.1                      | 7.5                      | 7.3                       |



- [ ] Ranking at each section and finish
- .-.- No data available at this section
- NA No data available