



Ipswich QLD Professional

Race 7: TAB QTIS Three-Year-Old BENCHMARK 58 Handicap - 1350m

19 July 2024 - 15:57



Track Rating: Good 4, Weather: Fine, Rail Position: +8m Entire

Section		Field Times										Last 600m	
		Overall	1200m	1000m	800m	600m	400m						
		1:20.69 (0:11.24)	1:09.45 (0:10.67)	0:58.78 (0:11.05)	0:47.73 (0:11.88)	0:35.85 (0:12.30)	0:23.55 (0:11.72)	0:35.85					
Rank	TAB	Horse/Jockey	Barrier	Top Speed [km/h]	Fastest Section								Distance Travelled [m]
1	2	KING TARIK Justin Huxtable	15	67.5 1200m	0:10.93 1200m	1:20.69 [1] (0:11.32)	1:09.37 [3] (0:10.93)	0:58.44 [6] (0:11.19)	0:47.25 [4] (0:11.85)	0:35.40 [4] (0:12.05)	0:23.35 [3] (0:11.52)	0:35.40	
2	8	MISS MIRIAM Damien Thornton	6	67.8 1200m	0:10.73 1200m	1:20.76 [2] (0:11.71)	1:09.05 [9] (0:10.73)	0:58.32 [7] (0:11.45)	0:46.87 [9] (0:11.76)	0:35.11 [9] (0:12.11)	0:23.00 [9] (0:11.53)	0:35.11	-1
3	12	SUNSHINE HIGHWAY Boris Thornton	16	68.0 1200m	0:10.85 1200m	1:20.85 [3] (0:11.61)	1:09.24 [7] (0:10.85)	0:58.39 [9] (0:11.32)	0:47.07 [8] (0:11.67)	0:35.40 [7] (0:12.07)	0:23.33 [5] (0:11.49)	0:35.40	-1
4	4	MALARINA Jag Guthmann-Chester	19	67.5 1000m	0:10.85 1200m	1:20.94 [4] (0:11.76)	1:09.18 [10] (0:10.85)	0:58.33 [10] (0:11.44)	0:46.89 [10] (0:11.60)	0:35.29 [10] (0:12.10)	0:23.19 [8] (0:11.62)	0:35.29	+2
5	15	TYPHOON TIP Jai Williams	12	67.2 1200m	0:10.89 1200m	1:21.08 [5] (0:11.91)	1:09.17 [11] (0:10.89)	0:58.28 [11] (0:11.49)	0:46.79 [11] (0:11.58)	0:35.21 [11] (0:12.09)	0:23.12 [11] (0:11.49)	0:35.21	+0
6	10	CRIMSON WARNING Les Tilley	1	68.8 1200m	0:10.80 1200m	1:21.56 [6] (0:11.38)	1:10.18 [5] (0:10.80)	0:59.38 [5] (0:11.54)	0:47.84 [6] (0:11.91)	0:35.93 [8] (0:12.27)	0:23.66 [10] (0:11.77)	0:35.93	-5
7	5	OUTWITTED Angela Jones	2	68.3 1200m	0:10.69 1200m	1:21.60 [7] (0:11.36)	1:10.24 [4] (0:10.69)	0:59.55 [4] (0:11.41)	0:48.14 [5] (0:11.95)	0:36.19 [5] (0:12.31)	0:23.88 [7] (0:11.82)	0:36.19	-4
7	11	PARIS ART Kyle Wilson-Taylor	18	68.1 1200m	0:10.78 1200m	1:21.60 [7] (0:11.67)	1:09.93 [8] (0:10.78)	0:59.15 [8] (0:11.28)	0:47.87 [7] (0:11.72)	0:36.15 [6] (0:12.11)	0:24.04 [6] (0:11.92)	0:36.15	+2
9	17	BEAN ALL OVA Michael Rodd	14	68.9 1200m	0:10.64 1200m	1:21.78 [9] (0:11.27)	1:10.51 [2] (0:10.64)	0:59.87 [1] (0:11.16)	0:48.71 [2] (0:11.92)	0:36.79 [2] (0:12.19)	0:24.60 [2] (0:12.13)	0:36.79	+1
10	14	MILEY'S MEMORY Michael Cahill	5	69.0 1200m	0:10.59 1200m	1:21.90 [10] (0:11.42)	1:10.48 [6] (0:10.59)	0:59.89 [3] (0:11.29)	0:48.60 [3] (0:11.92)	0:36.68 [3] (0:12.22)	0:24.46 [4] (0:12.15)	0:36.68	-3

Scratched: Epic Flash (#3), Reign Of Power (#6), Bovidae (#18), On The Veuve (#20), Born Fearless (#19), Belyaev (#9), Luton Hoo (#16), Bright Blonde (#7)

[] Ranking at each section and finish
 -:-:- No data available at this section
 NA No data available

SCN Saddle cloth number
 DNF Did not finish
 DNT Did not track



Ipswich QLD Professional

Race 7: TAB QTIS Three-Year-Old BENCHMARK 58 Handicap - 1350m

19 July 2024 - 15:57



Track Rating: Good 4, Weather: Fine, Rail Position: +8m Entire

Section	Overall	1200m	1000m	800m	600m	400m	Last 600m
Field Times	1:20.69 (0:11.24)	1:09.45 (0:10.67)	0:58.78 (0:11.05)	0:47.73 (0:11.88)	0:35.85 (0:12.30)	0:23.55 (0:11.72)	0:35.85

Rank	TAB	Horse/Jockey	Barrier	Top Speed [km/h]	Fastest Section	Overall	1200m	1000m	800m	600m	400m	Last 600m	Distance Travelled [m]
11	13	JACK'S BOOM Micheal Hellyer	11	68.5 1200m	0:10.67 1200m	1:22.02 [11] (0:11.24)	1:10.78 [1] (0:10.67)	1:00.11 [2] (0:11.05)	0:49.06 [1] (0:11.88)	0:37.18 [1] (0:12.30)	0:24.88 [1] (0:12.16)	0:37.18	-3
12	1	CORDOZAR Landan Sykes	4	67.5 1200m	0:10.84 1200m	1:22.28 [12] (0:11.99)	1:10.29 [12] (0:10.84)	0:59.45 [12] (0:11.48)	0:47.97 [12] (0:11.66)	0:36.31 [12] (0:12.29)	0:24.02 [12] (0:11.79)	0:36.31	-5

Scratched: Epic Flash (#3), Reign Of Power (#6), Bovidae (#18), On The Veuve (#20), Born Fearless (#19), Belyaev (#9), Luton Hoo (#16), Bright Blonde (#7)

[] Ranking at each section and finish
 -:-:-:- No data available at this section
 NA No data available

SCN Saddle cloth number
 DNF Did not finish
 DNT Did not track

Track Rating: Good 4, Weather: Fine, Rail Position: +8m Entire

Section				200m				Last 600m		
Field Times				0:11.83 (0:11.83)				0:35.85		
Rank	TAB	Horse/Jockey	Barrier	Top Speed [km/h]	Fastest Section	Margin			Distance Travelled [m]	
1	2	KING TARIK Justin Huxtable	15	67.5 1200m	0:10.93 1200m	0:11.83 [1] (0:11.83)	1:20.69		0:35.40	
2	8	MISS MIRIAM Damien Thornton	6	67.8 1200m	0:10.73 1200m	0:11.47 [3] (0:11.47)	0.43L		0:35.11	-1
3	12	SUNSHINE HIGHWAY Boris Thornton	16	68.0 1200m	0:10.85 1200m	0:11.84 [2] (0:11.84)	0.93L		0:35.40	-1
4	4	MALARINA Jag Guthmann-Chester	19	67.5 1000m	0:10.85 1200m	0:11.57 [6] (0:11.57)	1.47L		0:35.29	+2
5	15	TYPHOON TIP Jai Williams	12	67.2 1200m	0:10.89 1200m	0:11.63 [7] (0:11.63)	2.3L		0:35.21	+0
6	10	CRIMSON WARNING Les Tilley	1	68.8 1200m	0:10.80 1200m	0:11.89 [11] (0:11.89)	5.1L		0:35.93	-5
7	5	OUTWITTED Angela Jones	2	68.3 1200m	0:10.69 1200m	0:12.06 [9] (0:12.06)	5.36L		0:36.19	-4
7	11	PARIS ART Kyle Wilson-Taylor	18	68.1 1200m	0:10.78 1200m	0:12.12 [8] (0:12.12)	5.36L		0:36.15	+2
9	17	BEAN ALL OVA Michael Rodd	14	68.9 1200m	0:10.64 1200m	0:12.47 [5] (0:12.47)	6.4L		0:36.79	+1
10	14	MILEY'S MEMORY Michael Cahill	5	69.0 1200m	0:10.59 1200m	0:12.31 [10] (0:12.31)	7.14L		0:36.68	-3

Scratched: Epic Flash (#3), Reign Of Power (#6), Bovidae (#18), On The Veuve (#20), Born Fearless (#19), Belyaev (#9), Luton Hoo (#16), Bright Blonde (#7)



Ipswich QLD Professional
Race 7: TAB QTIS Three-Year-Old BENCHMARK 58 Handicap - 1350m
 19 July 2024 - 15:57



Track Rating: Good 4, Weather: Fine, Rail Position: +8m Entire

Section				200m				Last 600m		
Field Times				0:11.83 (0:11.83)				0:35.85		
Rank	TAB	Horse/Jockey	Barrier	Top Speed [km/h]	Fastest Section	Margin			Distance Travelled [m]	
11	13	JACK'S BOOM	11	68.5	0:10.67	0:12.72 [4]	7.81L		0:37.18	-3
		Micheal Hellyer		1200m	1200m	(0:12.72)				
12	1	CORDOZAR	4	67.5	0:10.84	0:12.23 [12]	9.35L		0:36.31	-5
		Landan Sykes		1200m	1200m	(0:12.23)				

Scratched: Epic Flash (#3), Reign Of Power (#6), Bovidae (#18), On The Veuve (#20), Born Fearless (#19), Belyaev (#9), Luton Hoo (#16), Bright Blonde (#7)



Horse/Jockey Name	King Tarik
Final Rank	1
Fastest Section Time (Section)	0:10.93 (1200m)
Top Speed [km/h] (Section)	67.5 (1200m)
Race State	Finished



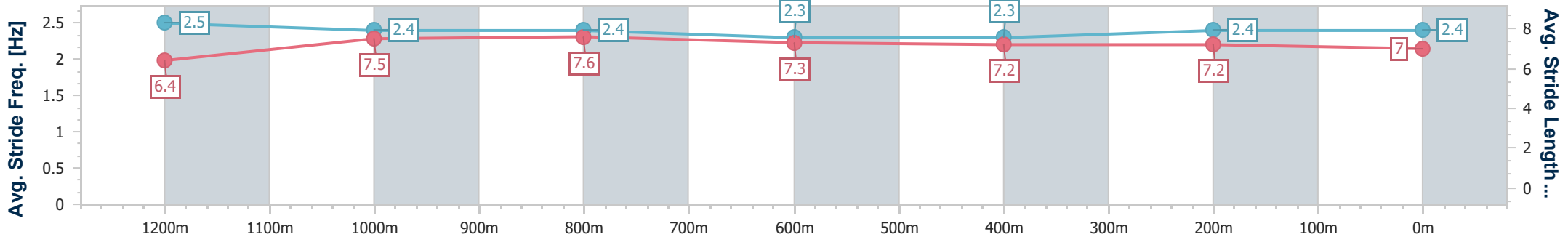
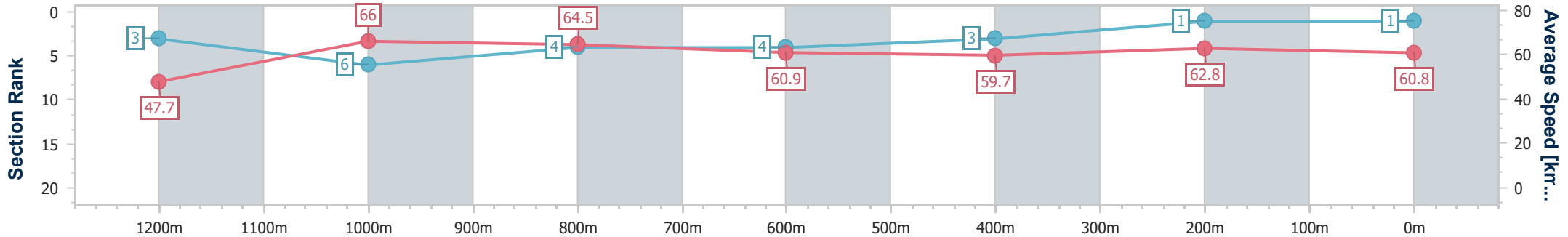
Ipswich QLD Professional
Race 7: TAB QTIS Three-Year-Old BENCHMARK 58 Handicap - 1350m



19 July 2024 - 15:57

Track Rating: Good 4, Weather: Fine, Rail Position: +8m Entire

Section	Overall	1200m	1000m	800m	600m	400m	200m
Section Times	1:20.69 [1] (0:11.32)	1:09.37 [3] (0:10.93)	0:58.44 [6] (0:11.19)	0:47.25 [4] (0:11.85)	0:35.40 [4] (0:12.05)	0:23.35 [3] (0:11.52)	0:11.83 [1] (0:11.83)
Average Speed [km/h]	47.7	66.0	64.5	60.9	59.7	62.8	60.8
Top Speed [km/h]	66.9	67.5	65.8	64.0	61.2	63.9	62.4
Avg. Dist. to Rail [m]	5.5	3.5	1.2	0.4	0.3	1.4	1.1
Avg. Stride Freq. [Hz]	2.5	2.4	2.4	2.3	2.3	2.4	2.4
Avg. Stride Length [m]	6.4	7.5	7.6	7.3	7.2	7.2	7.0



- [] Ranking at each section and finish
- .-.- No data available at this section
- NA No data available



Horse/Jockey Name	Miss Miriam
Final Rank	2
Fastest Section Time (Section)	0:10.73 (1200m)
Top Speed [km/h] (Section)	67.8 (1200m)
Race State	Finished



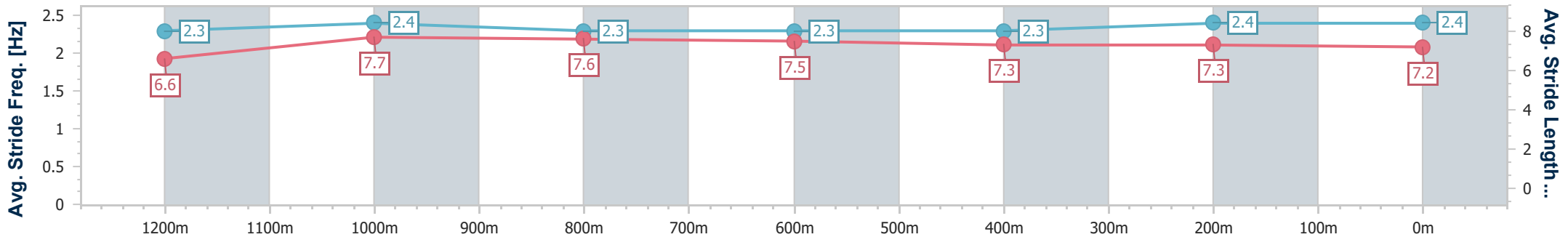
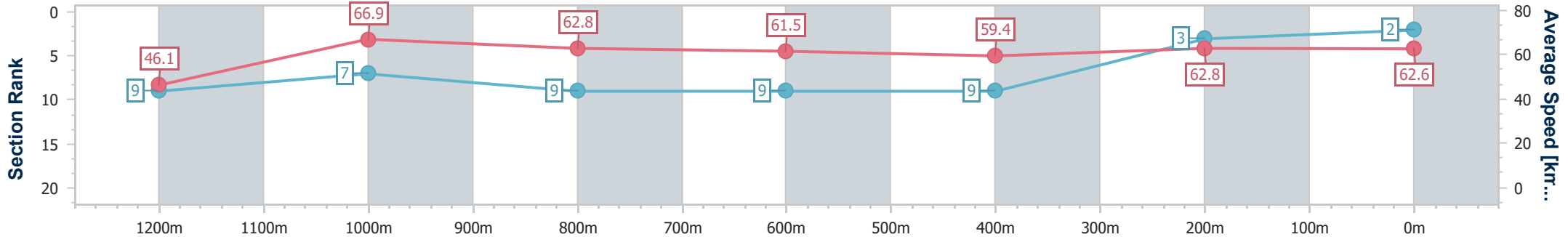
Ipswich QLD Professional
Race 7: TAB QTIS Three-Year-Old BENCHMARK 58 Handicap - 1350m



19 July 2024 - 15:57

Track Rating: Good 4, Weather: Fine, Rail Position: +8m Entire

Section	Overall	1200m	1000m	800m	600m	400m	200m
Section Times	1:20.76 [2] (0:11.71)	1:09.05 [9] (0:10.73)	0:58.32 [7] (0:11.45)	0:46.87 [9] (0:11.76)	0:35.11 [9] (0:12.11)	0:23.00 [9] (0:11.53)	0:11.47 [3] (0:11.47)
Average Speed [km/h]	46.1	66.9	62.8	61.5	59.4	62.8	62.6
Top Speed [km/h]	66.0	67.8	65.9	63.0	61.5	64.2	64.4
Avg. Dist. to Rail [m]	1.9	0.6	0.2	0.4	0.4	1.7	3.4
Avg. Stride Freq. [Hz]	2.3	2.4	2.3	2.3	2.3	2.4	2.4
Avg. Stride Length [m]	6.6	7.7	7.6	7.5	7.3	7.3	7.2



- [] Ranking at each section and finish
- .-.- No data available at this section
- NA No data available



Horse/Jockey Name	Sunshine Highway
Final Rank	3
Fastest Section Time (Section)	0:10.85 (1200m)
Top Speed [km/h] (Section)	68.0 (1200m)
Race State	Finished



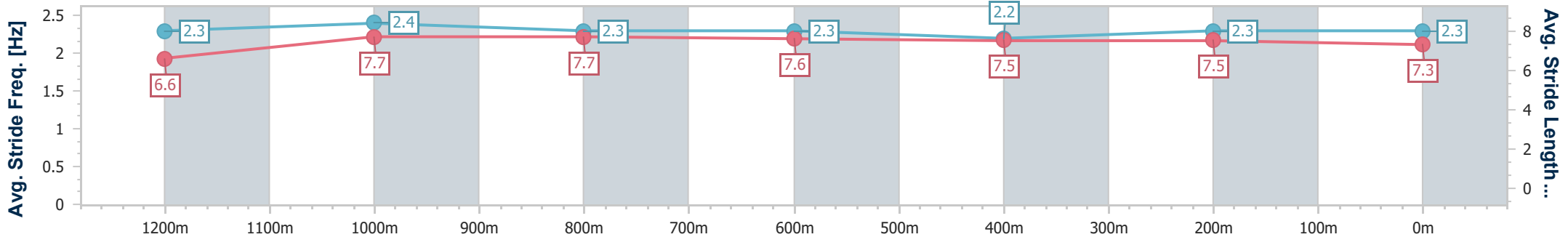
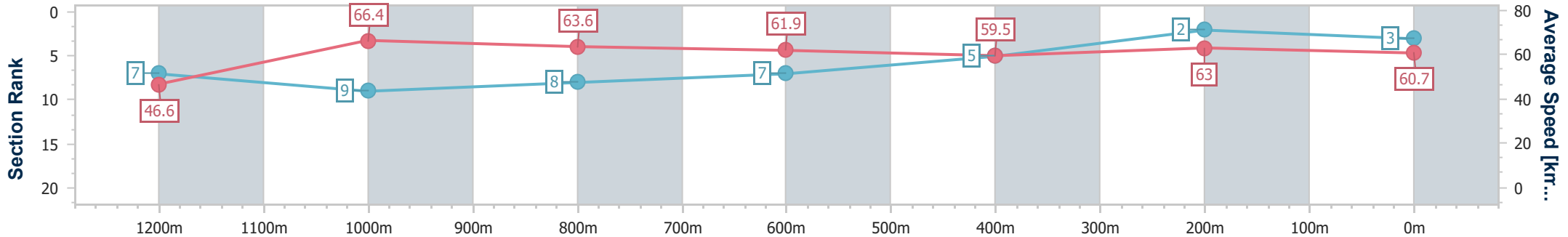
Ipswich QLD Professional
Race 7: TAB QTIS Three-Year-Old BENCHMARK 58 Handicap - 1350m



19 July 2024 - 15:57

Track Rating: Good 4, Weather: Fine, Rail Position: +8m Entire

Section	Overall	1200m	1000m	800m	600m	400m	200m
Section Times	1:20.85 [3] (0:11.61)	1:09.24 [7] (0:10.85)	0:58.39 [9] (0:11.32)	0:47.07 [8] (0:11.67)	0:35.40 [7] (0:12.07)	0:23.33 [5] (0:11.49)	0:11.84 [2] (0:11.84)
Average Speed [km/h]	46.6	66.4	63.6	61.9	59.5	63.0	60.7
Top Speed [km/h]	65.0	68.0	65.2	63.8	61.5	66.1	63.5
Avg. Dist. to Rail [m]	5.5	0.9	0.8	0.4	0.3	1.8	1.9
Avg. Stride Freq. [Hz]	2.3	2.4	2.3	2.3	2.2	2.3	2.3
Avg. Stride Length [m]	6.6	7.7	7.7	7.6	7.5	7.5	7.3



- [] Ranking at each section and finish
- .-.- No data available at this section
- NA No data available



Horse/Jockey Name	Malarina
Final Rank	4
Fastest Section Time (Section)	0:10.85 (1200m)
Top Speed [km/h] (Section)	67.5 (1000m)
Race State	Finished



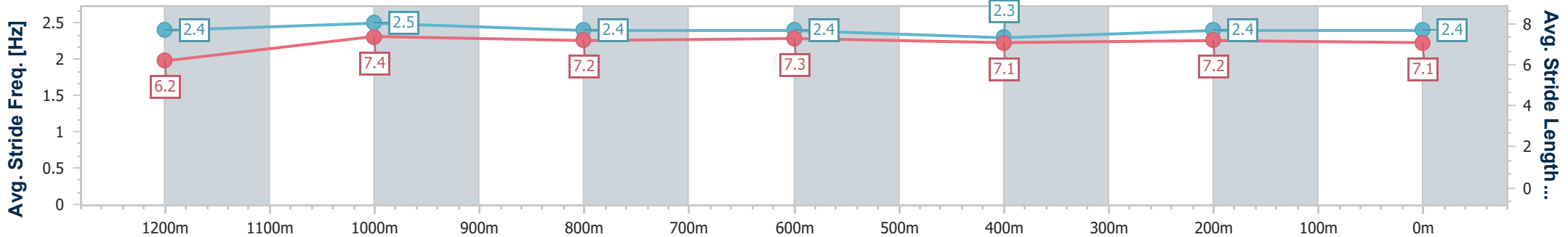
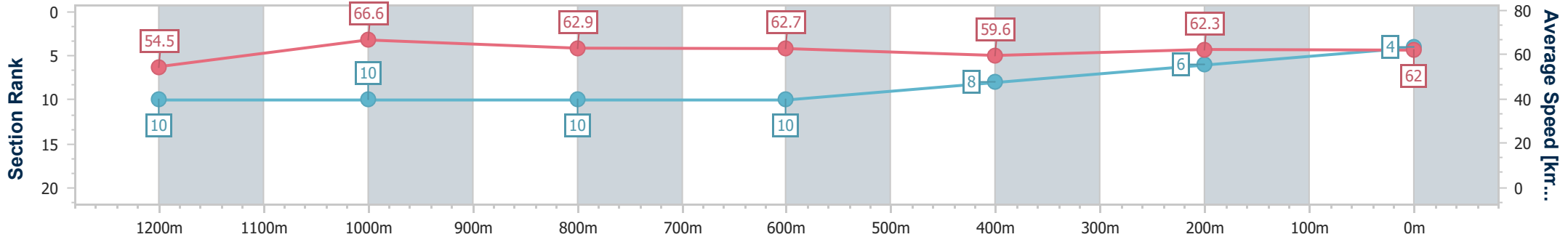
Ipswich QLD Professional
Race 7: TAB QTIS Three-Year-Old BENCHMARK 58 Handicap - 1350m



19 July 2024 - 15:57

Track Rating: Good 4, Weather: Fine, Rail Position: +8m Entire

Section	Overall	1200m	1000m	800m	600m	400m	200m
Section Times	1:20.94 [4] (0:11.76)	1:09.18 [10] (0:10.85)	0:58.33 [10] (0:11.44)	0:46.89 [10] (0:11.60)	0:35.29 [10] (0:12.10)	0:23.19 [8] (0:11.62)	0:11.57 [6] (0:11.57)
Average Speed [km/h]	54.5	66.6	62.9	62.7	59.6	62.3	62.0
Top Speed [km/h]	55.0	67.4	67.5	64.5	62.8	63.0	63.9
Avg. Dist. to Rail [m]	8.2	2.2	1.0	1.3	0.8	2.5	4.4
Avg. Stride Freq. [Hz]	2.4	2.5	2.4	2.4	2.3	2.4	2.4
Avg. Stride Length [m]	6.2	7.4	7.2	7.3	7.1	7.2	7.1



- [] Ranking at each section and finish
- .-.- No data available at this section
- NA No data available



Horse/Jockey Name	Typhoon Tip
Final Rank	5
Fastest Section Time (Section)	0:10.89 (1200m)
Top Speed [km/h] (Section)	67.2 (1200m)
Race State	Finished



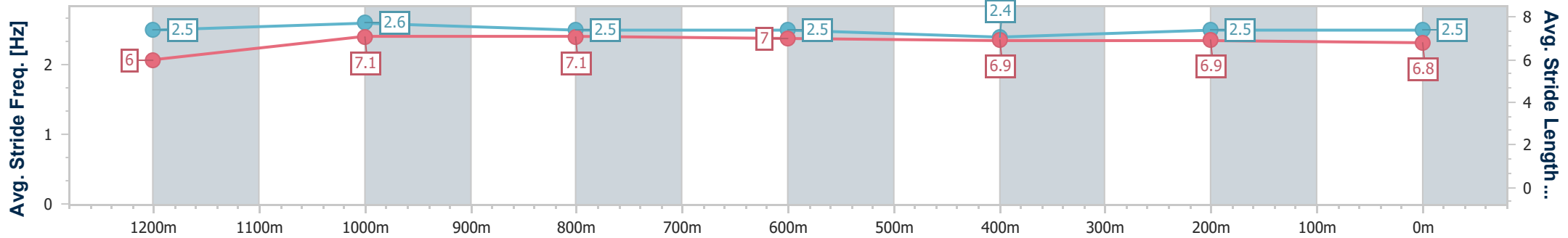
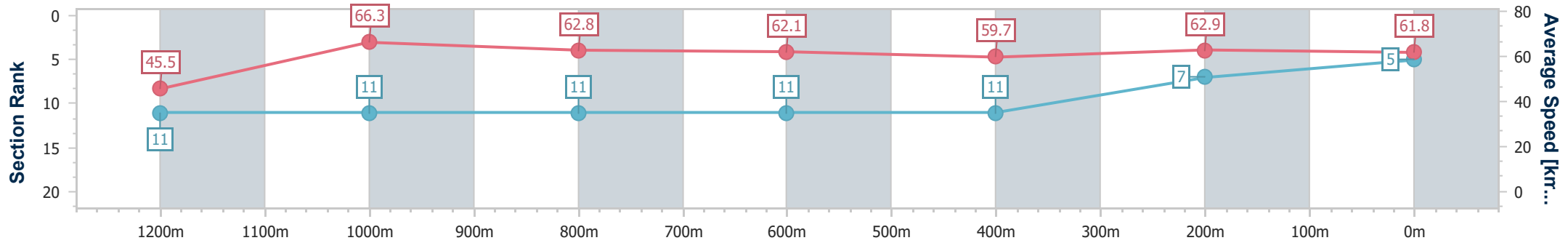
Ipswich QLD Professional
Race 7: TAB QTIS Three-Year-Old BENCHMARK 58 Handicap - 1350m



19 July 2024 - 15:57

Track Rating: Good 4, Weather: Fine, Rail Position: +8m Entire

Section	Overall	1200m	1000m	800m	600m	400m	200m
Section Times	1:21.08 [5] (0:11.91)	1:09.17 [11] (0:10.89)	0:58.28 [11] (0:11.49)	0:46.79 [11] (0:11.58)	0:35.21 [11] (0:12.09)	0:23.12 [11] (0:11.49)	0:11.63 [7] (0:11.63)
Average Speed [km/h]	45.5	66.3	62.8	62.1	59.7	62.9	61.8
Top Speed [km/h]	64.9	67.2	66.0	63.7	61.8	64.0	63.0
Avg. Dist. to Rail [m]	2.2	1.0	1.1	0.4	0.6	1.1	1.6
Avg. Stride Freq. [Hz]	2.5	2.6	2.5	2.5	2.4	2.5	2.5
Avg. Stride Length [m]	6.0	7.1	7.1	7.0	6.9	6.9	6.8



- [] Ranking at each section and finish
- .-.- No data available at this section
- NA No data available



Horse/Jockey Name	Crimson Warning
Final Rank	6
Fastest Section Time (Section)	0:10.80 (1200m)
Top Speed [km/h] (Section)	68.8 (1200m)
Race State	Finished



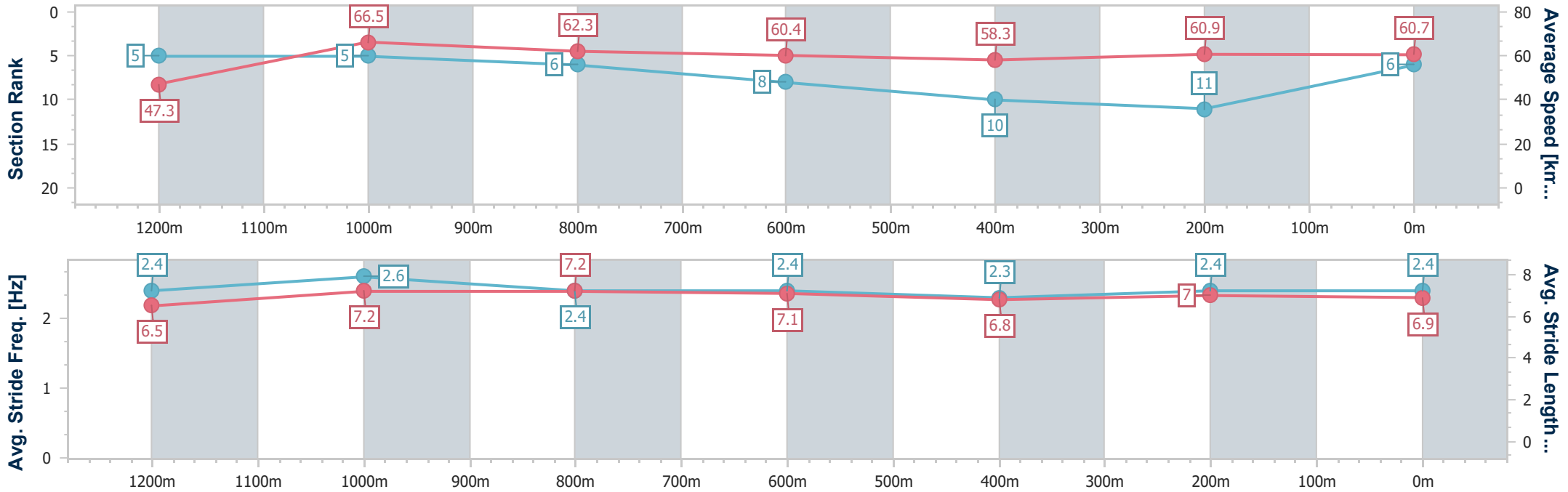
Ipswich QLD Professional
 Race 7: TAB QTIS Three-Year-Old BENCHMARK 58 Handicap - 1350m



19 July 2024 - 15:57

Track Rating: Good 4, Weather: Fine, Rail Position: +8m Entire

Section	Overall	1200m	1000m	800m	600m	400m	200m
Section Times	1:21.56 [6] (0:11.38)	1:10.18 [5] (0:10.80)	0:59.38 [5] (0:11.54)	0:47.84 [6] (0:11.91)	0:35.93 [8] (0:12.27)	0:23.66 [10] (0:11.77)	0:11.89 [11] (0:11.89)
Average Speed [km/h]	47.3	66.5	62.3	60.4	58.3	60.9	60.7
Top Speed [km/h]	66.1	68.8	64.4	62.4	59.9	62.0	61.3
Avg. Dist. to Rail [m]	1.6	0.7	0.6	0.7	0.9	0.5	2.2
Avg. Stride Freq. [Hz]	2.4	2.6	2.4	2.4	2.3	2.4	2.4
Avg. Stride Length [m]	6.5	7.2	7.2	7.1	6.8	7.0	6.9



- [] Ranking at each section and finish
- .-.- No data available at this section
- NA No data available



Horse/Jockey Name	Outwitted
Final Rank	7
Fastest Section Time (Section)	0:10.69 (1200m)
Top Speed [km/h] (Section)	68.3 (1200m)
Race State	Finished



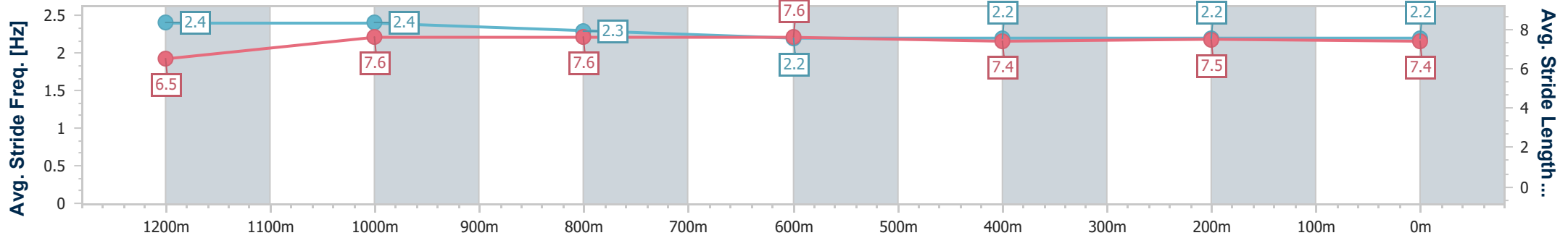
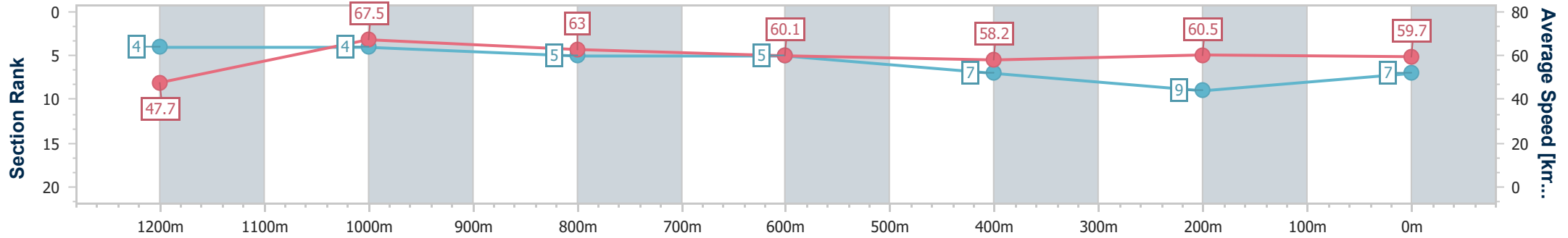
Ipswich QLD Professional
Race 7: TAB QTIS Three-Year-Old BENCHMARK 58 Handicap - 1350m



19 July 2024 - 15:57

Track Rating: Good 4, Weather: Fine, Rail Position: +8m Entire

Section	Overall	1200m	1000m	800m	600m	400m	200m
Section Times	1:21.60 [7] (0:11.36)	1:10.24 [4] (0:10.69)	0:59.55 [4] (0:11.41)	0:48.14 [5] (0:11.95)	0:36.19 [5] (0:12.31)	0:23.88 [7] (0:11.82)	0:12.06 [9] (0:12.06)
Average Speed [km/h]	47.7	67.5	63.0	60.1	58.2	60.5	59.7
Top Speed [km/h]	66.9	68.3	66.1	61.6	59.4	62.3	62.3
Avg. Dist. to Rail [m]	0.8	0.7	0.4	0.6	0.7	1.3	1.3
Avg. Stride Freq. [Hz]	2.4	2.4	2.3	2.2	2.2	2.2	2.2
Avg. Stride Length [m]	6.5	7.6	7.6	7.6	7.4	7.5	7.4



- [] Ranking at each section and finish
- .-.- No data available at this section
- NA No data available



Horse/Jockey Name	Paris Art
Final Rank	7
Fastest Section Time (Section)	0:10.78 (1200m)
Top Speed [km/h] (Section)	68.1 (1200m)
Race State	Finished



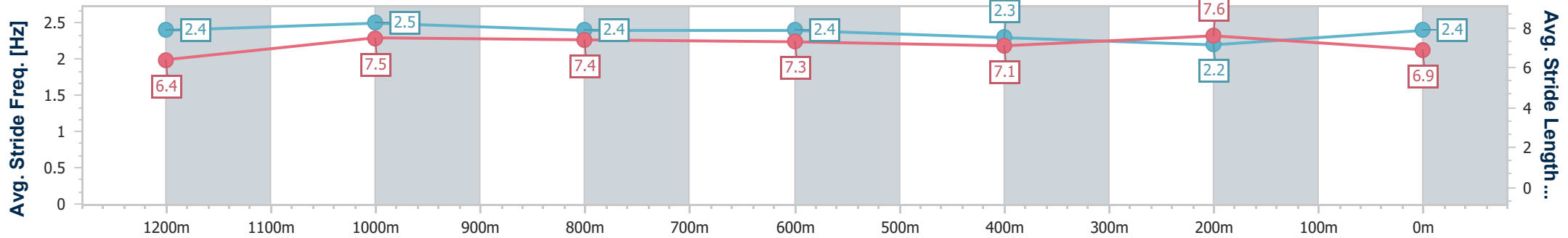
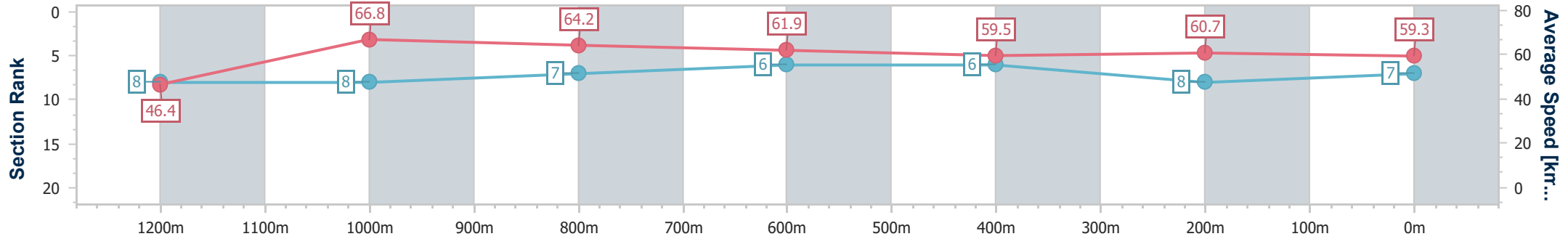
Ipswich QLD Professional
Race 7: TAB QTIS Three-Year-Old BENCHMARK 58 Handicap - 1350m



19 July 2024 - 15:57

Track Rating: Good 4, Weather: Fine, Rail Position: +8m Entire

Section	Overall	1200m	1000m	800m	600m	400m	200m
Section Times	1:21.60 [7] (0:11.67)	1:09.93 [8] (0:10.78)	0:59.15 [8] (0:11.28)	0:47.87 [7] (0:11.72)	0:36.15 [6] (0:12.11)	0:24.04 [6] (0:11.92)	0:12.12 [8] (0:12.12)
Average Speed [km/h]	46.4	66.8	64.2	61.9	59.5	60.7	59.3
Top Speed [km/h]	65.0	68.1	66.0	63.9	61.1	61.7	59.8
Avg. Dist. to Rail [m]	7.4	2.3	1.3	1.6	0.7	3.2	3.2
Avg. Stride Freq. [Hz]	2.4	2.5	2.4	2.4	2.3	2.2	2.4
Avg. Stride Length [m]	6.4	7.5	7.4	7.3	7.1	7.6	6.9



- [] Ranking at each section and finish
- .-.- No data available at this section
- NA No data available



Horse/Jockey Name	Bean All Ova
Final Rank	9
Fastest Section Time (Section)	0:10.64 (1200m)
Top Speed [km/h] (Section)	68.9 (1200m)
Race State	Finished



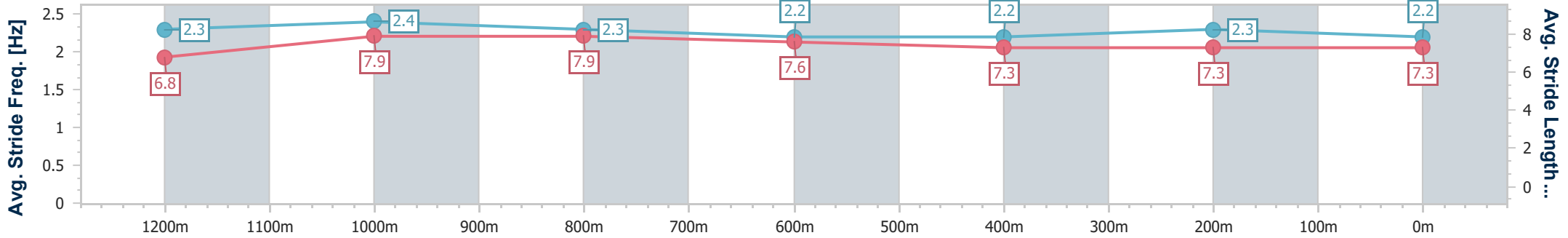
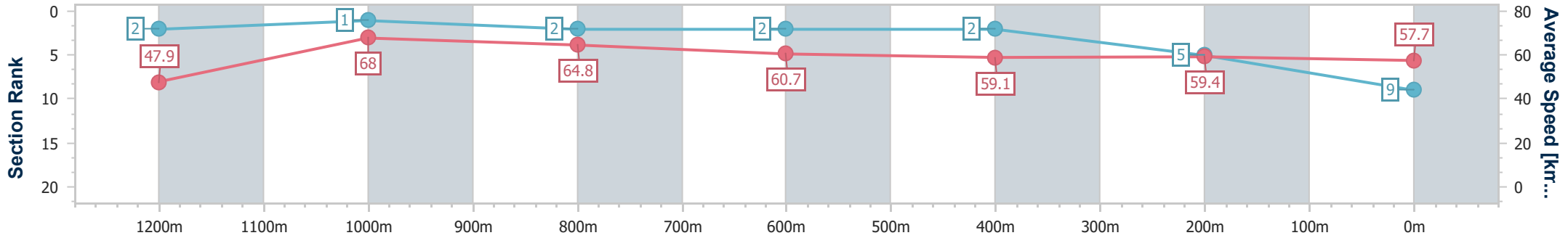
Ipswich QLD Professional
Race 7: TAB QTIS Three-Year-Old BENCHMARK 58 Handicap - 1350m



19 July 2024 - 15:57

Track Rating: Good 4, Weather: Fine, Rail Position: +8m Entire

Section	Overall	1200m	1000m	800m	600m	400m	200m
Section Times	1:21.78 [9] (0:11.27)	1:10.51 [2] (0:10.64)	0:59.87 [1] (0:11.16)	0:48.71 [2] (0:11.92)	0:36.79 [2] (0:12.19)	0:24.60 [2] (0:12.13)	0:12.47 [5] (0:12.47)
Average Speed [km/h]	47.9	68.0	64.8	60.7	59.1	59.4	57.7
Top Speed [km/h]	67.9	68.9	66.8	62.0	59.9	60.1	59.9
Avg. Dist. to Rail [m]	4.6	3.3	2.8	1.1	0.5	0.7	0.8
Avg. Stride Freq. [Hz]	2.3	2.4	2.3	2.2	2.2	2.3	2.2
Avg. Stride Length [m]	6.8	7.9	7.9	7.6	7.3	7.3	7.3



- [] Ranking at each section and finish
- .-.- No data available at this section
- NA No data available



Horse/Jockey Name	Miley's Memory
Final Rank	10
Fastest Section Time (Section)	0:10.59 (1200m)
Top Speed [km/h] (Section)	69.0 (1200m)
Race State	Finished



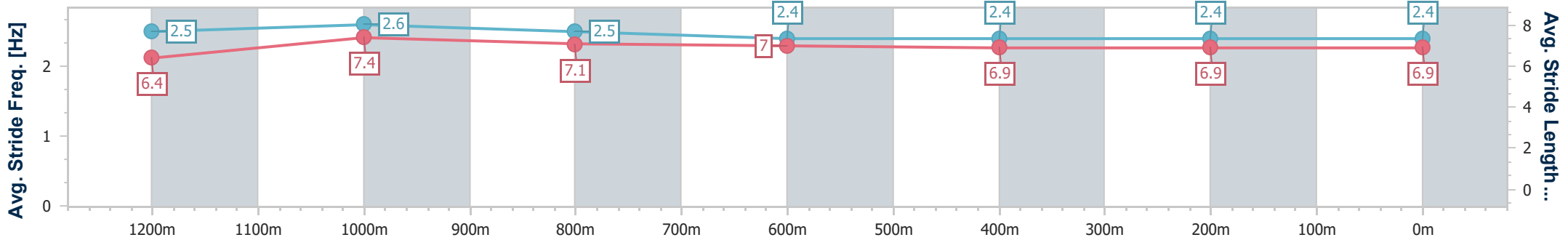
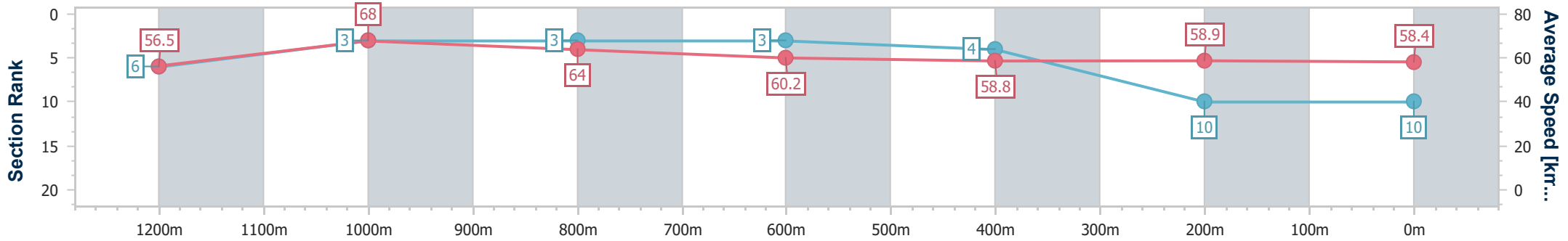
Ipswich QLD Professional
Race 7: TAB QTIS Three-Year-Old BENCHMARK 58 Handicap - 1350m



19 July 2024 - 15:57

Track Rating: Good 4, Weather: Fine, Rail Position: +8m Entire

Section	Overall	1200m	1000m	800m	600m	400m	200m
Section Times	1:21.90 [10] (0:11.42)	1:10.48 [6] (0:10.59)	0:59.89 [3] (0:11.29)	0:48.60 [3] (0:11.92)	0:36.68 [3] (0:12.22)	0:24.46 [4] (0:12.15)	0:12.31 [10] (0:12.31)
Average Speed [km/h]	56.5	68.0	64.0	60.2	58.8	58.9	58.4
Top Speed [km/h]	56.7	69.0	69.0	64.1	60.7	59.7	60.1
Avg. Dist. to Rail [m]	0.7	1.7	0.8	0.6	1.7	1.0	1.4
Avg. Stride Freq. [Hz]	2.5	2.6	2.5	2.4	2.4	2.4	2.4
Avg. Stride Length [m]	6.4	7.4	7.1	7.0	6.9	6.9	6.9



- [] Ranking at each section and finish
- .-.- No data available at this section
- NA No data available



Horse/Jockey Name	Jack's Boom
Final Rank	11
Fastest Section Time (Section)	0:10.67 (1200m)
Top Speed [km/h] (Section)	68.5 (1200m)
Race State	Finished



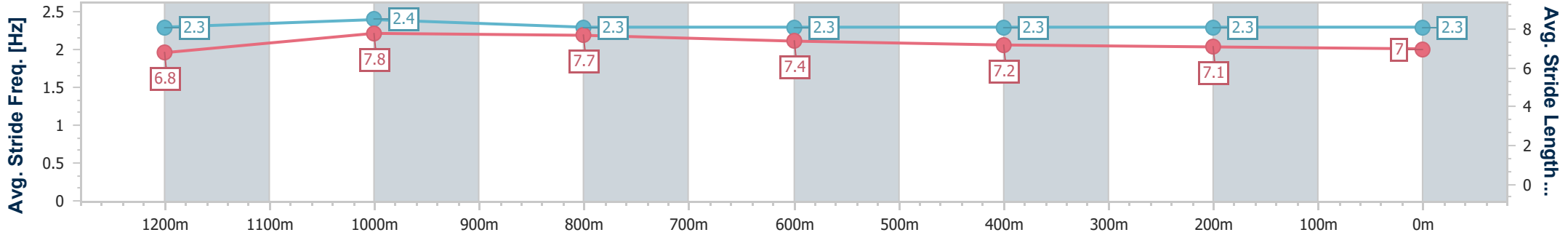
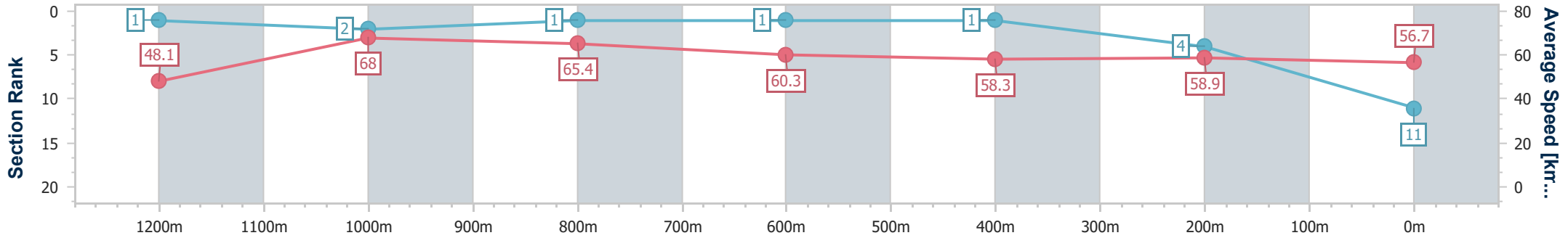
Ipswich QLD Professional
Race 7: TAB QTIS Three-Year-Old BENCHMARK 58 Handicap - 1350m



19 July 2024 - 15:57

Track Rating: Good 4, Weather: Fine, Rail Position: +8m Entire

Section	Overall	1200m	1000m	800m	600m	400m	200m
Section Times	1:22.02 [11] (0:11.24)	1:10.78 [1] (0:10.67)	1:00.11 [2] (0:11.05)	0:49.06 [1] (0:11.88)	0:37.18 [1] (0:12.30)	0:24.88 [1] (0:12.16)	0:12.72 [4] (0:12.72)
Average Speed [km/h]	48.1	68.0	65.4	60.3	58.3	58.9	56.7
Top Speed [km/h]	68.3	68.5	67.1	62.9	58.8	59.5	59.1
Avg. Dist. to Rail [m]	3.8	3.3	1.5	0.6	0.8	1.1	0.7
Avg. Stride Freq. [Hz]	2.3	2.4	2.3	2.3	2.3	2.3	2.3
Avg. Stride Length [m]	6.8	7.8	7.7	7.4	7.2	7.1	7.0



- [] Ranking at each section and finish
- .-.- No data available at this section
- NA No data available



Horse/Jockey Name	Cordozar
Final Rank	12
Fastest Section Time (Section)	0:10.84 (1200m)
Top Speed [km/h] (Section)	67.5 (1200m)
Race State	Finished



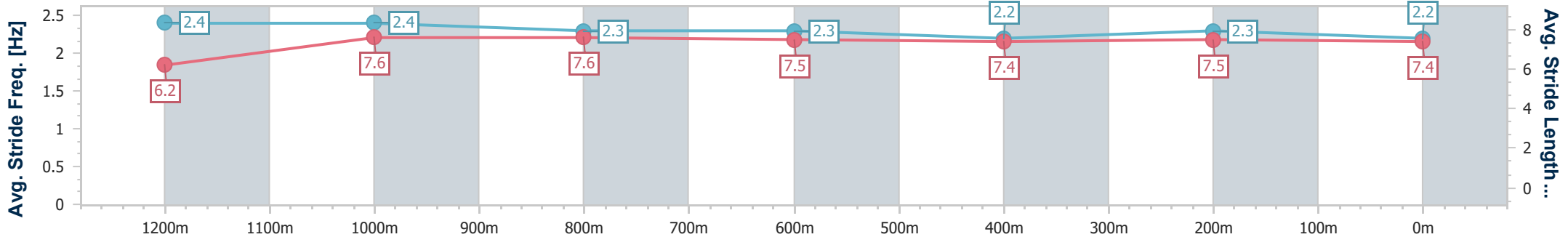
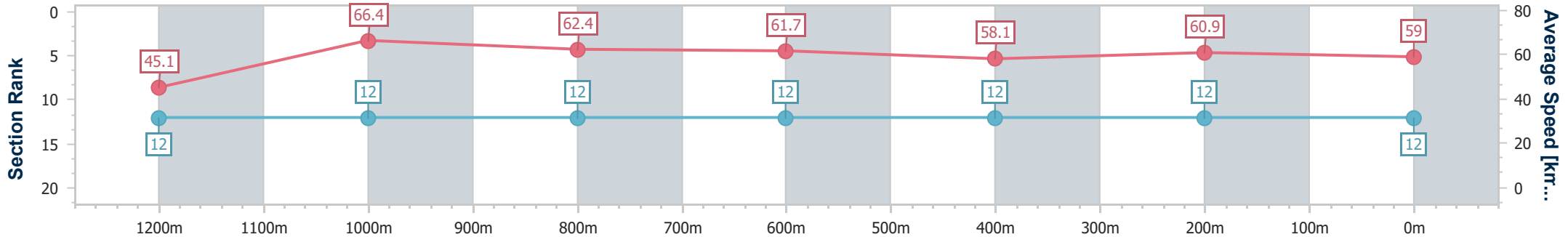
Ipswich QLD Professional
Race 7: TAB QTIS Three-Year-Old BENCHMARK 58 Handicap - 1350m



19 July 2024 - 15:57

Track Rating: Good 4, Weather: Fine, Rail Position: +8m Entire

Section	Overall	1200m	1000m	800m	600m	400m	200m
Section Times	1:22.28 [12] (0:11.99)	1:10.29 [12] (0:10.84)	0:59.45 [12] (0:11.48)	0:47.97 [12] (0:11.66)	0:36.31 [12] (0:12.29)	0:24.02 [12] (0:11.79)	0:12.23 [12] (0:12.23)
Average Speed [km/h]	45.1	66.4	62.4	61.7	58.1	60.9	59.0
Top Speed [km/h]	64.5	67.5	65.3	62.8	59.8	61.5	60.7
Avg. Dist. to Rail [m]	1.4	1.0	0.7	1.3	1.2	0.5	2.0
Avg. Stride Freq. [Hz]	2.4	2.4	2.3	2.3	2.2	2.3	2.2
Avg. Stride Length [m]	6.2	7.6	7.6	7.5	7.4	7.5	7.4



- [] Ranking at each section and finish
- .-.- No data available at this section
- NA No data available