

Track Rating: Synthetic, Weather: Fine, Rail Position: True

Section		Overall	1400m	1200m	1000m	800m	600m	400m	Last 600m				
Field Times		1:32.97 (0:10.39)	1:22.58 (0:11.20)	1:11.38 (0:11.63)	0:59.75 (0:12.10)	0:47.65 (0:12.03)	0:35.62 (0:11.70)	0:23.92 (0:11.69)	0:35.62				
Rank	TAB Horse/Jockey	Barrier	Top Speed [km/h]	Fastest Section									Distance Travelled [m]
1	10 MISSAYTER Adin Thompson	3	65.7 1400m	0:10.54 Overall	1:32.97 [1] (0:10.54)	1:22.43 [4] (0:11.13)	1:11.30 [2] (0:11.71)	0:59.59 [3] (0:12.07)	0:47.52 [3] (0:12.09)	0:35.43 [6] (0:11.85)	0:23.58 [5] (0:11.59)	0:35.43	
2	5 ALL ABOUT ARTIE Michael Cahill	7	67.1 1400m	0:10.39 Overall	1:32.97 [2] (0:10.39)	1:22.58 [1] (0:11.20)	1:11.38 [1] (0:11.63)	0:59.75 [1] (0:12.10)	0:47.65 [1] (0:12.03)	0:35.62 [1] (0:11.70)	0:23.92 [1] (0:11.69)	0:35.62	+4
3	7 MIDNIGHT MADNESS Micheal Hellyer	5	66.5 1400m	0:10.44 Overall	1:33.15 [3] (0:10.44)	1:22.71 [2] (0:11.28)	1:11.43 [3] (0:11.54)	0:59.89 [2] (0:12.12)	0:47.77 [2] (0:12.01)	0:35.76 [2] (0:11.76)	0:24.00 [2] (0:11.66)	0:35.76	+7
4	8 SMOKIN MATCH Jace McMurray	10	65.7 1400m	0:10.63 Overall	1:33.41 [4] (0:10.63)	1:22.78 [6] (0:11.47)	1:11.31 [7] (0:11.50)	0:59.81 [7] (0:12.20)	0:47.61 [7] (0:11.71)	0:35.90 [4] (0:11.75)	0:24.15 [3] (0:11.92)	0:35.90	+14
5	2 FIRST TO MARS Danny Peisley	6	64.9 Overall	0:10.71 Overall	1:33.80 [5] (0:10.71)	1:23.09 [7] (0:11.31)	1:11.78 [6] (0:11.50)	1:00.28 [5] (0:12.00)	0:48.28 [5] (0:11.90)	0:36.38 [3] (0:11.97)	0:24.41 [4] (0:11.99)	0:36.38	+5
6	9 WINDY WHEELS Sean Cormack	1	64.5 1400m	0:10.63 Overall	1:33.91 [6] (0:10.63)	1:23.28 [5] (0:11.30)	1:11.98 [5] (0:11.64)	1:00.34 [6] (0:12.19)	0:48.15 [6] (0:11.98)	0:36.17 [7] (0:11.79)	0:24.38 [6] (0:11.91)	0:36.17	-2
7	1 BRAMBLE BAY Scott Galloway	2	64.5 1400m	0:10.87 Overall	1:34.28 [7] (0:10.87)	1:23.41 [9] (0:11.43)	1:11.98 [8] (0:11.61)	1:00.37 [9] (0:12.13)	0:48.24 [9] (0:11.77)	0:36.47 [9] (0:11.95)	0:24.52 [9] (0:12.09)	0:36.47	+3
8	3 NO DOUBLE DIPPING Casey Waddell	4	65.0 1400m	0:10.83 Overall	1:34.29 [8] (0:10.83)	1:23.46 [8] (0:11.49)	1:11.97 [9] (0:11.55)	1:00.42 [8] (0:12.07)	0:48.35 [8] (0:11.84)	0:36.51 [8] (0:11.95)	0:24.56 [8] (0:12.24)	0:36.51	+8
9	4 RANGER ENJAY Wanderson D'Avila	11	65.3 1400m	0:10.47 Overall	1:34.41 [9] (0:10.47)	1:23.94 [3] (0:11.41)	1:12.53 [4] (0:11.54)	1:00.99 [4] (0:12.07)	0:48.92 [4] (0:12.03)	0:36.89 [5] (0:12.09)	0:24.80 [7] (0:12.32)	0:36.89	+11

Scratched: A Royal Sort (#11), Delibes (#6)



Aquis Park Gold Coast Poly QLD Professional

Race 3: PENGUIN CONCRETE Maiden Plate - 1540m

20 July 2024 - 13:24



Track Rating: Synthetic, Weather: Fine, Rail Position: True

Section				200m				Last 600m	
Field Times				0:12.23 (0:12.23)				0:35.62	
Rank	TAB	Horse/Jockey	Barrier	Top Speed [km/h]	Fastest Section	Margin			Distance Travelled [m]
1	10	MISSAYTER Adin Thompson	3	65.7 1400m	0:10.54 Overall	0:11.99 [3] (0:11.99)	1:32.97		0:35.43
2	5	ALL ABOUT ARTIE Michael Cahill	7	67.1 1400m	0:10.39 Overall	0:12.23 [1] (0:12.23)	0.1L		0:35.62 +4
3	7	MIDNIGHT MADNESS Micheal Hellyer	5	66.5 1400m	0:10.44 Overall	0:12.34 [2] (0:12.34)	1.1L		0:35.76 +7
4	8	SMOKIN MATCH Jace McMurray	10	65.7 1400m	0:10.63 Overall	0:12.23 [4] (0:12.23)	2.6L		0:35.90 +14
5	2	FIRST TO MARS Danny Peisley	6	64.9 Overall	0:10.71 Overall	0:12.42 [5] (0:12.42)	4.9L		0:36.38 +5
6	9	WINDY WHEELS Sean Cormack	1	64.5 1400m	0:10.63 Overall	0:12.47 [6] (0:12.47)	5.4L		0:36.17 -2
7	1	BRAMBLE BAY Scott Galloway	2	64.5 1400m	0:10.87 Overall	0:12.43 [7] (0:12.43)	7.4L		0:36.47 +3
8	3	NO DOUBLE DIPPING Casey Waddell	4	65.0 1400m	0:10.83 Overall	0:12.32 [9] (0:12.32)	7.5L		0:36.51 +8
9	4	RANGER ENJAY Wanderson D'Avila	11	65.3 1400m	0:10.47 Overall	0:12.48 [8] (0:12.48)	8L		0:36.89 +11

Scratched: A Royal Sort (#11), Delibes (#6)



Horse/Jockey Name	Missayter
Final Rank	1
Fastest Section Time (Section)	0:10.54 (Overall)
Top Speed [km/h] (Section)	65.7 (1400m)
Race State	Finished



Aquis Park Gold Coast Poly QLD Professional

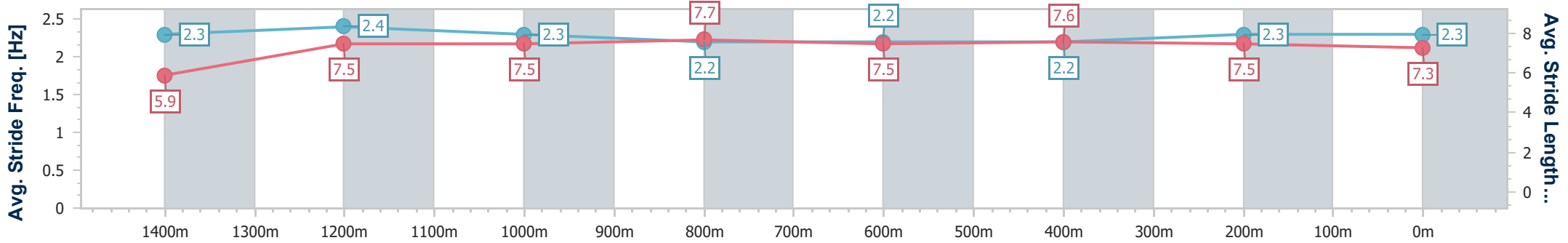
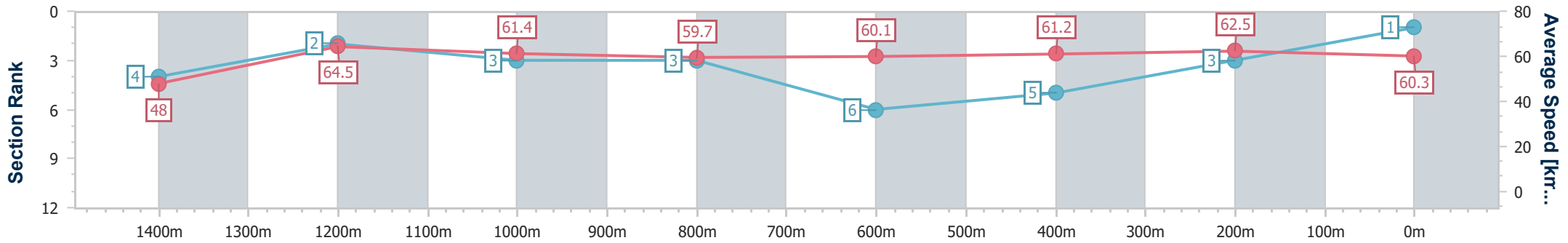
Race 3: PENGUIN CONCRETE Maiden Plate - 1540m



20 July 2024 - 13:24

Track Rating: Synthetic, Weather: Fine, Rail Position: True

Section	Overall	1400m	1200m	1000m	800m	600m	400m	200m
Section Times	1:32.97 [1] (0:10.54)	1:22.43 [4] (0:11.13)	1:11.30 [2] (0:11.71)	0:59.59 [3] (0:12.07)	0:47.52 [3] (0:12.09)	0:35.43 [6] (0:11.85)	0:23.58 [5] (0:11.59)	0:11.99 [3]
Average Speed [km/h]	48.0	64.5	61.4	59.7	60.1	61.2	62.5	60.3
Top Speed [km/h]	64.6	65.7	62.8	60.7	61.0	61.7	63.3	62.5
Avg. Dist. to Rail [m]	3.0	0.8	0.3	0.5	1.8	2.1	3.5	4.0
Avg. Stride Freq. [Hz]	2.3	2.4	2.3	2.2	2.2	2.2	2.3	2.3
Avg. Stride Length [m]	5.9	7.5	7.5	7.7	7.5	7.6	7.5	7.3



- [] Ranking at each section and finish
- .-.- No data available at this section
- NA No data available



Horse/Jockey Name	All About Artie
Final Rank	2
Fastest Section Time (Section)	0:10.39 (Overall)
Top Speed [km/h] (Section)	67.1 (1400m)
Race State	Finished



Aquis Park Gold Coast Poly QLD Professional

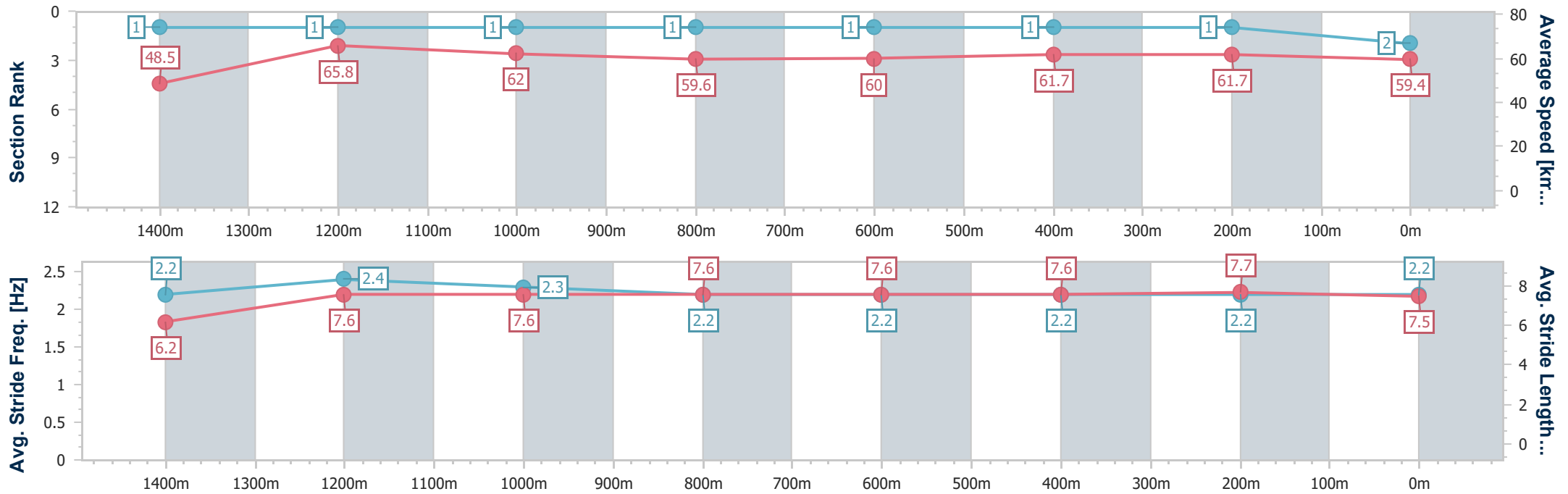
Race 3: PENGUIN CONCRETE Maiden Plate - 1540m



20 July 2024 - 13:24

Track Rating: Synthetic, Weather: Fine, Rail Position: True

Section	Overall	1400m	1200m	1000m	800m	600m	400m	200m
Section Times	1:32.97 [2] (0:10.39)	1:22.58 [1] (0:11.20)	1:11.38 [1] (0:11.63)	0:59.75 [1] (0:12.10)	0:47.65 [1] (0:12.03)	0:35.62 [1] (0:11.70)	0:23.92 [1] (0:11.69)	0:12.23 [1] (0:12.23)
Average Speed [km/h]	48.5	65.8	62.0	59.6	60.0	61.7	61.7	59.4
Top Speed [km/h]	65.1	67.1	63.7	60.6	60.6	62.4	62.2	60.9
Avg. Dist. to Rail [m]	6.9	3.1	1.7	1.0	0.8	0.7	1.1	0.9
Avg. Stride Freq. [Hz]	2.2	2.4	2.3	2.2	2.2	2.2	2.2	2.2
Avg. Stride Length [m]	6.2	7.6	7.6	7.6	7.6	7.6	7.7	7.5



- [] Ranking at each section and finish
- .-.- No data available at this section
- NA No data available



Horse/Jockey Name	Midnight Madness
Final Rank	3
Fastest Section Time (Section)	0:10.44 (Overall)
Top Speed [km/h] (Section)	66.5 (1400m)
Race State	Finished



Aquis Park Gold Coast Poly QLD Professional

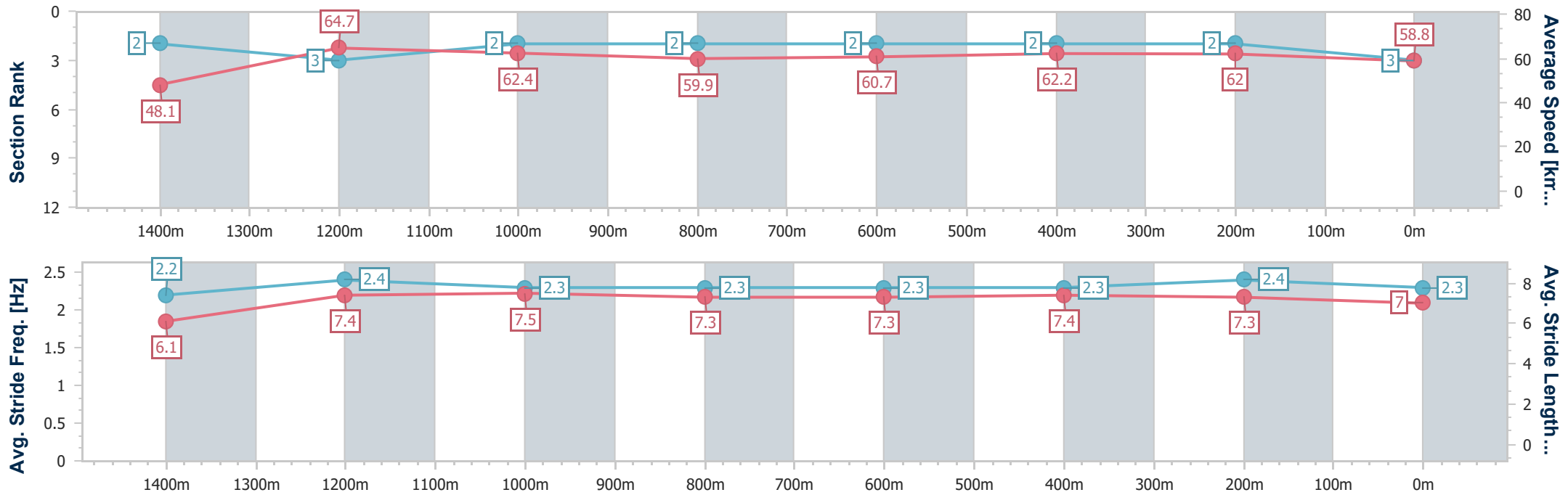
Race 3: PENGUIN CONCRETE Maiden Plate - 1540m

20 July 2024 - 13:24

Track Rating: Synthetic, Weather: Fine, Rail Position: True



Section	Overall	1400m	1200m	1000m	800m	600m	400m	200m
Section Times	1:33.15 [3] (0:10.44)	1:22.71 [2] (0:11.28)	1:11.43 [3] (0:11.54)	0:59.89 [2] (0:12.12)	0:47.77 [2] (0:12.01)	0:35.76 [2] (0:11.76)	0:24.00 [2] (0:11.66)	0:12.34 [2] (0:12.34)
Average Speed [km/h]	48.1	64.7	62.4	59.9	60.7	62.2	62.0	58.8
Top Speed [km/h]	64.9	66.5	63.2	60.7	61.4	62.9	63.0	60.7
Avg. Dist. to Rail [m]	4.1	1.7	3.1	2.6	2.8	2.9	2.4	1.8
Avg. Stride Freq. [Hz]	2.2	2.4	2.3	2.3	2.3	2.3	2.4	2.3
Avg. Stride Length [m]	6.1	7.4	7.5	7.3	7.3	7.4	7.3	7.0



- [] Ranking at each section and finish
- .-.- No data available at this section
- NA No data available



Horse/Jockey Name	Smokin Match
Final Rank	4
Fastest Section Time (Section)	0:10.63 (Overall)
Top Speed [km/h] (Section)	65.7 (1400m)
Race State	Finished



Aquis Park Gold Coast Poly QLD Professional

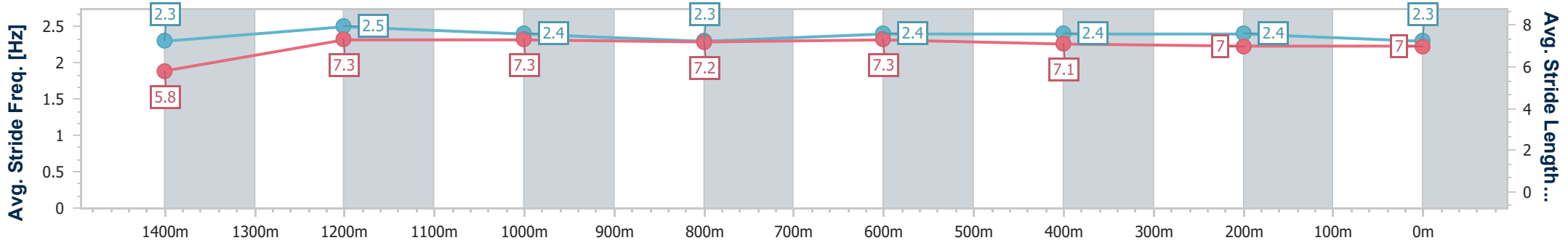
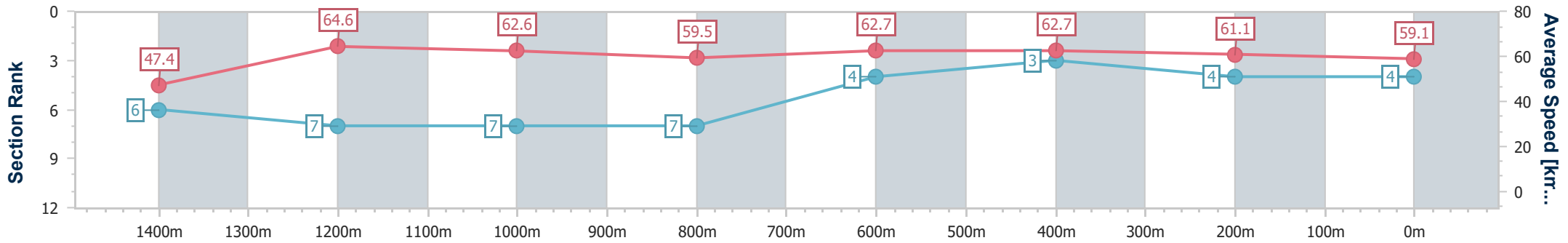
Race 3: PENGUIN CONCRETE Maiden Plate - 1540m



20 July 2024 - 13:24

Track Rating: Synthetic, Weather: Fine, Rail Position: True

Section	Overall	1400m	1200m	1000m	800m	600m	400m	200m
Section Times	1:33.41 [4] (0:10.63)	1:22.78 [6] (0:11.47)	1:11.31 [7] (0:11.50)	0:59.81 [7] (0:12.20)	0:47.61 [7] (0:11.71)	0:35.90 [4] (0:11.75)	0:24.15 [3] (0:11.92)	0:12.23 [4] (0:12.23)
Average Speed [km/h]	47.4	64.6	62.6	59.5	62.7	62.7	61.1	59.1
Top Speed [km/h]	63.3	65.7	63.9	61.2	63.8	63.8	61.8	61.2
Avg. Dist. to Rail [m]	8.3	3.6	3.6	3.1	4.2	4.8	4.8	5.5
Avg. Stride Freq. [Hz]	2.3	2.5	2.4	2.3	2.4	2.4	2.4	2.3
Avg. Stride Length [m]	5.8	7.3	7.3	7.2	7.3	7.1	7.0	7.0



- [] Ranking at each section and finish
- .-.- No data available at this section
- NA No data available



Horse/Jockey Name	First To Mars
Final Rank	5
Fastest Section Time (Section)	0:10.71 (Overall)
Top Speed [km/h] (Section)	64.9 (Overall)
Race State	Finished



Aquis Park Gold Coast Poly QLD Professional

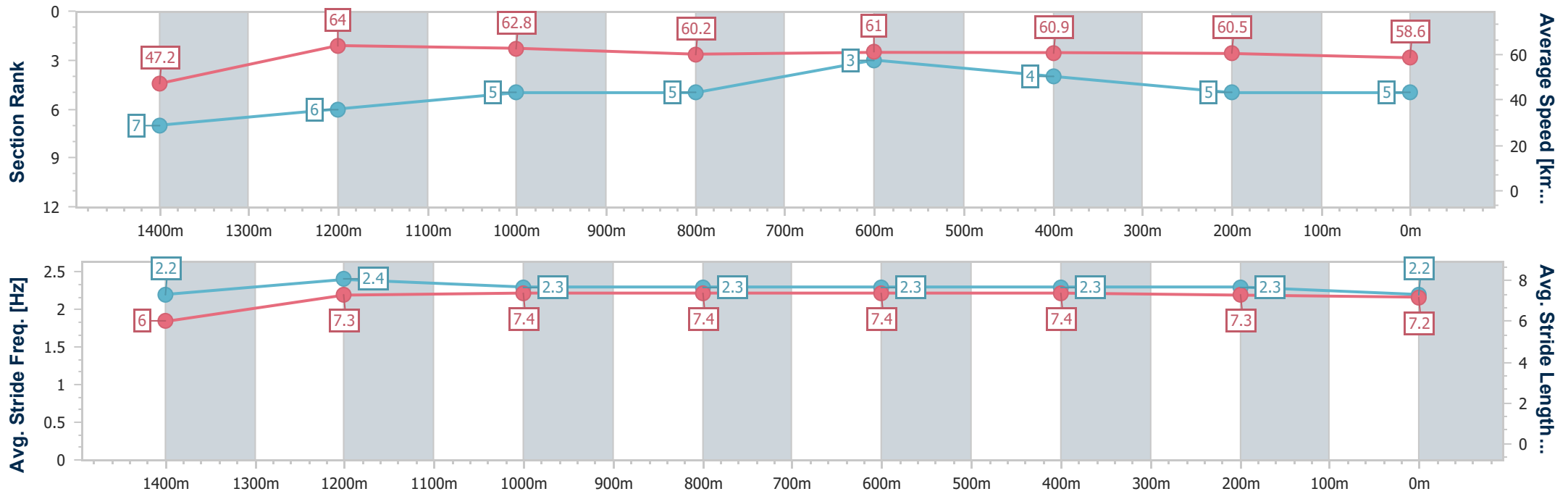
Race 3: PENGUIN CONCRETE Maiden Plate - 1540m



20 July 2024 - 13:24

Track Rating: Synthetic, Weather: Fine, Rail Position: True

Section	Overall	1400m	1200m	1000m	800m	600m	400m	200m
Section Times	1:33.80 [5] (0:10.71)	1:23.09 [7] (0:11.31)	1:11.78 [6] (0:11.50)	1:00.28 [5] (0:12.00)	0:48.28 [5] (0:11.90)	0:36.38 [3] (0:11.97)	0:24.41 [4] (0:11.99)	0:12.42 [5] (0:12.42)
Average Speed [km/h]	47.2	64.0	62.8	60.2	61.0	60.9	60.5	58.6
Top Speed [km/h]	64.9	64.8	63.5	61.4	61.9	61.3	61.1	60.3
Avg. Dist. to Rail [m]	4.6	1.0	2.0	1.7	1.6	2.7	2.7	2.9
Avg. Stride Freq. [Hz]	2.2	2.4	2.3	2.3	2.3	2.3	2.3	2.2
Avg. Stride Length [m]	6.0	7.3	7.4	7.4	7.4	7.4	7.3	7.2



- [] Ranking at each section and finish
- .-.- No data available at this section
- NA No data available



Horse/Jockey Name	Windy Wheels
Final Rank	6
Fastest Section Time (Section)	0:10.63 (Overall)
Top Speed [km/h] (Section)	64.5 (1400m)
Race State	Finished



Aquis Park Gold Coast Poly QLD Professional

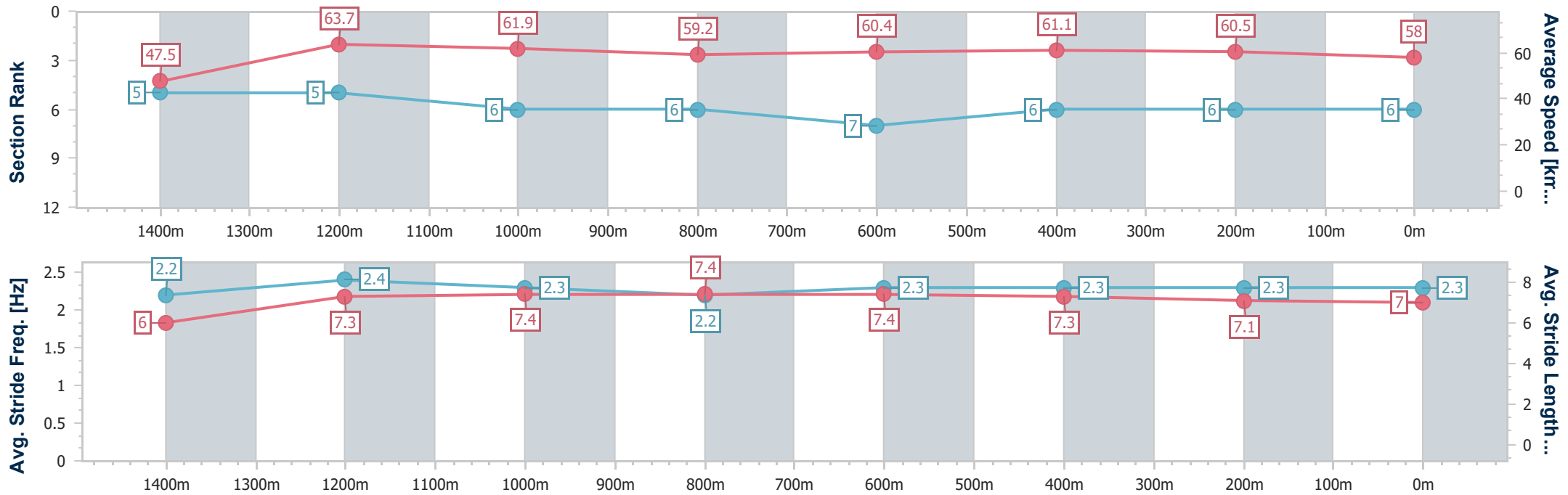
Race 3: PENGUIN CONCRETE Maiden Plate - 1540m



20 July 2024 - 13:24

Track Rating: Synthetic, Weather: Fine, Rail Position: True

Section	Overall	1400m	1200m	1000m	800m	600m	400m	200m
Section Times	1:33.91 [6] (0:10.63)	1:23.28 [5] (0:11.30)	1:11.98 [5] (0:11.64)	1:00.34 [6] (0:12.19)	0:48.15 [6] (0:11.98)	0:36.17 [7] (0:11.79)	0:24.38 [6] (0:11.91)	0:12.47 [6] (0:12.47)
Average Speed [km/h]	47.5	63.7	61.9	59.2	60.4	61.1	60.5	58.0
Top Speed [km/h]	62.5	64.5	63.0	60.5	60.8	62.5	62.0	60.2
Avg. Dist. to Rail [m]	1.2	0.5	0.9	0.8	1.0	0.5	1.5	2.2
Avg. Stride Freq. [Hz]	2.2	2.4	2.3	2.2	2.3	2.3	2.3	2.3
Avg. Stride Length [m]	6.0	7.3	7.4	7.4	7.4	7.3	7.1	7.0



- [] Ranking at each section and finish
- .-.- No data available at this section
- NA No data available



Horse/Jockey Name	Bramble Bay
Final Rank	7
Fastest Section Time (Section)	0:10.87 (Overall)
Top Speed [km/h] (Section)	64.5 (1400m)
Race State	Finished



Aquis Park Gold Coast Poly QLD Professional

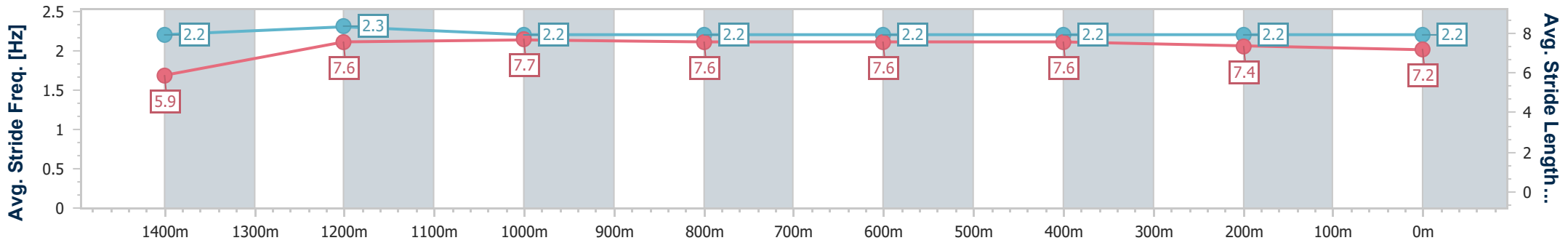
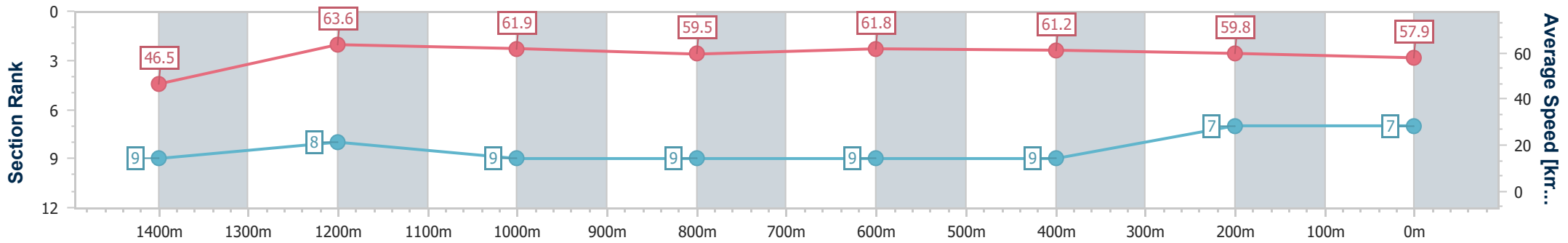
Race 3: PENGUIN CONCRETE Maiden Plate - 1540m



20 July 2024 - 13:24

Track Rating: Synthetic, Weather: Fine, Rail Position: True

Section	Overall	1400m	1200m	1000m	800m	600m	400m	200m
Section Times	1:34.28 [7] (0:10.87)	1:23.41 [9] (0:11.43)	1:11.98 [8] (0:11.61)	1:00.37 [9] (0:12.13)	0:48.24 [9] (0:11.77)	0:36.47 [9] (0:11.95)	0:24.52 [9] (0:12.09)	0:12.43 [7] (0:12.43)
Average Speed [km/h]	46.5	63.6	61.9	59.5	61.8	61.2	59.8	57.9
Top Speed [km/h]	63.1	64.5	62.5	60.9	62.3	62.3	60.5	59.3
Avg. Dist. to Rail [m]	2.4	1.0	1.6	1.4	1.9	2.9	2.8	4.6
Avg. Stride Freq. [Hz]	2.2	2.3	2.2	2.2	2.2	2.2	2.2	2.2
Avg. Stride Length [m]	5.9	7.6	7.7	7.6	7.6	7.6	7.4	7.2



- [] Ranking at each section and finish
- .-.- No data available at this section
- NA No data available



Horse/Jockey Name	No Double Dipping
Final Rank	8
Fastest Section Time (Section)	0:10.83 (Overall)
Top Speed [km/h] (Section)	65.0 (1400m)
Race State	Finished



Aquis Park Gold Coast Poly QLD Professional

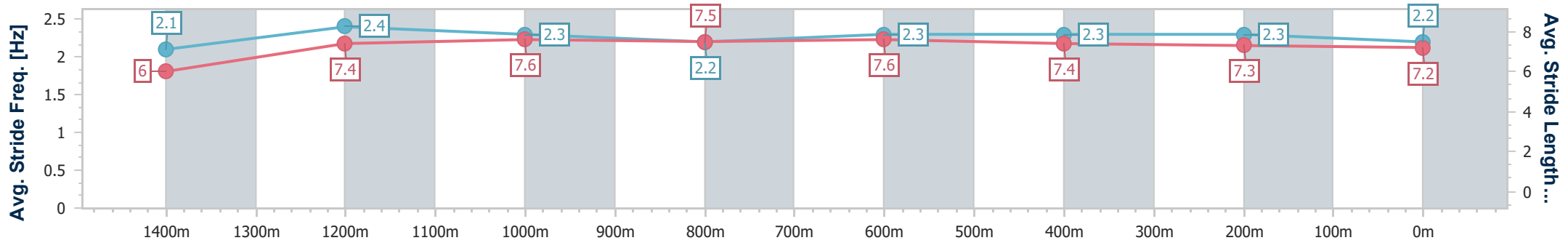
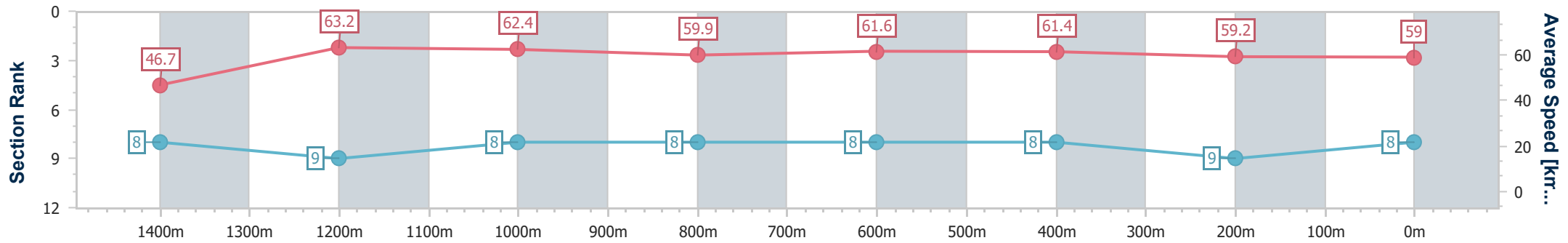
Race 3: PENGUIN CONCRETE Maiden Plate - 1540m



20 July 2024 - 13:24

Track Rating: Synthetic, Weather: Fine, Rail Position: True

Section	Overall	1400m	1200m	1000m	800m	600m	400m	200m
Section Times	1:34.29 [8] (0:10.83)	1:23.46 [8] (0:11.49)	1:11.97 [9] (0:11.55)	1:00.42 [8] (0:12.07)	0:48.35 [8] (0:11.84)	0:36.51 [8] (0:11.95)	0:24.56 [8] (0:12.24)	0:12.32 [9] (0:12.32)
Average Speed [km/h]	46.7	63.2	62.4	59.9	61.6	61.4	59.2	59.0
Top Speed [km/h]	62.4	65.0	62.7	61.9	62.8	63.1	60.9	60.4
Avg. Dist. to Rail [m]	3.8	1.2	2.3	1.7	3.2	3.9	5.0	6.0
Avg. Stride Freq. [Hz]	2.1	2.4	2.3	2.2	2.3	2.3	2.3	2.2
Avg. Stride Length [m]	6.0	7.4	7.6	7.5	7.6	7.4	7.3	7.2



- [] Ranking at each section and finish
- .-.- No data available at this section
- NA No data available



Horse/Jockey Name	Ranger Enjay
Final Rank	9
Fastest Section Time (Section)	0:10.47 (Overall)
Top Speed [km/h] (Section)	65.3 (1400m)
Race State	Finished



Aquis Park Gold Coast Poly QLD Professional

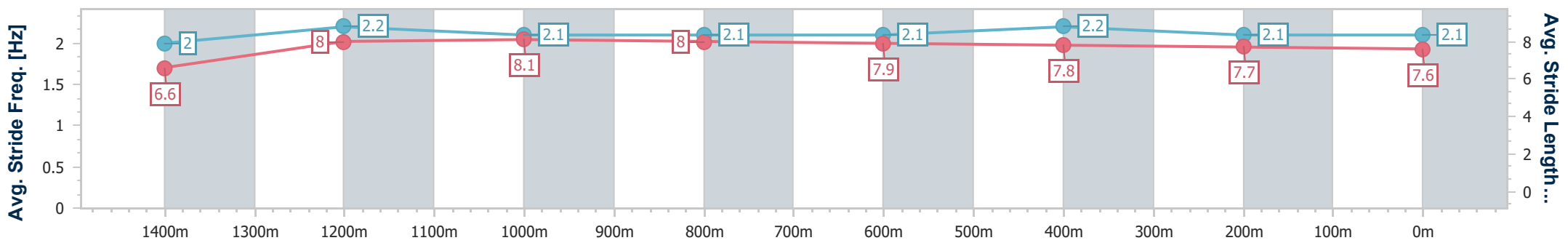
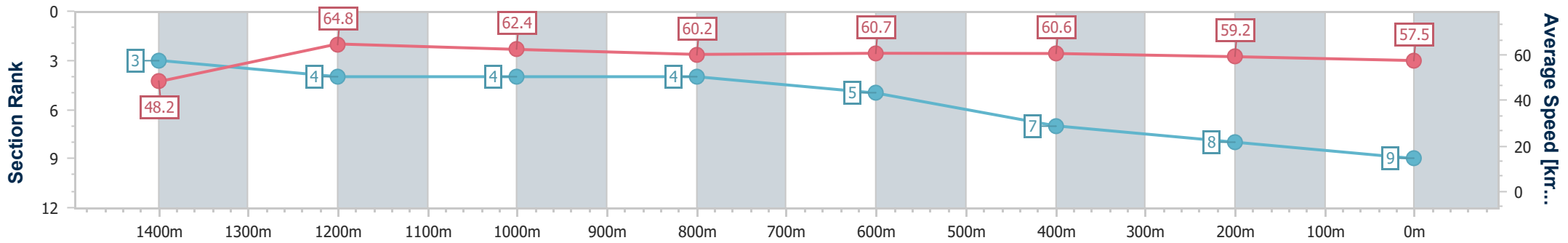
Race 3: PENGUIN CONCRETE Maiden Plate - 1540m



20 July 2024 - 13:24

Track Rating: Synthetic, Weather: Fine, Rail Position: True

Section	Overall	1400m	1200m	1000m	800m	600m	400m	200m
Section Times	1:34.41 [9] (0:10.47)	1:23.94 [3] (0:11.41)	1:12.53 [4] (0:11.54)	1:00.99 [4] (0:12.07)	0:48.92 [4] (0:12.03)	0:36.89 [5] (0:12.09)	0:24.80 [7] (0:12.32)	0:12.48 [8] (0:12.48)
Average Speed [km/h]	48.2	64.8	62.4	60.2	60.7	60.6	59.2	57.5
Top Speed [km/h]	64.6	65.3	63.9	61.1	61.7	62.0	60.0	59.0
Avg. Dist. to Rail [m]	8.7	3.6	3.4	2.9	3.0	3.4	5.0	5.9
Avg. Stride Freq. [Hz]	2.0	2.2	2.1	2.1	2.1	2.2	2.1	2.1
Avg. Stride Length [m]	6.6	8.0	8.1	8.0	7.9	7.8	7.7	7.6



- [] Ranking at each section and finish
- .-.- No data available at this section
- NA No data available