



Aquis Park Gold Coast Poly QLD Professional

Race 5: THE BIG BENS BENCHMARK 72 Handicap - 1540m

20 July 2024 - 14:34



Track Rating: Synthetic, Weather: Fine, Rail Position: True

Section		Overall	1400m	1200m	1000m	800m	600m	400m	Last 600m				
Field Times		1:31.95 (0:09.99)	1:21.96 (0:11.45)	1:10.51 (0:11.32)	0:59.19 (0:11.27)	0:47.92 (0:11.73)	0:36.19 (0:11.88)	0:24.31 (0:12.13)	0:36.19				
Rank	TAB Horse/Jockey	Barrier	Top Speed [km/h]	Fastest Section									Distance Travelled [m]
1	3 SILVER WARRIOR Jace McMurray	1	65.5 Overall	0:10.16 Overall	1:31.95 [1] (0:10.16)	1:21.79 [4] (0:11.54)	1:10.25 [4] (0:11.42)	0:58.83 [6] (0:11.25)	0:47.58 [4] (0:11.76)	0:35.82 [3] (0:11.84)	0:23.98 [3] (0:11.80)	0:35.82	
2	2 GENTLE PRINCE Shania Willis	3	65.3 1400m	0:10.13 Overall	1:32.28 [2] (0:10.13)	1:22.15 [2] (0:11.45)	1:10.70 [3] (0:11.51)	0:59.19 [4] (0:11.38)	0:47.81 [5] (0:11.77)	0:36.04 [5] (0:11.74)	0:24.30 [4] (0:11.86)	0:36.04	+11
3	4 BLUESTONE LANE Kirk Matheson	2	64.8 1400m	0:10.13 Overall	1:32.33 [3] (0:10.13)	1:22.20 [3] (0:11.43)	1:10.77 [2] (0:11.54)	0:59.23 [5] (0:11.38)	0:47.85 [6] (0:11.85)	0:36.00 [6] (0:11.91)	0:24.09 [6] (0:11.93)	0:36.00	+6
4	1 SUKHBIR Amy Graham	8	66.3 1000m	0:10.44 Overall	1:32.42 [4] (0:10.44)	1:21.98 [6] (0:11.29)	1:10.69 [6] (0:11.08)	0:59.61 [2] (0:11.22)	0:48.39 [1] (0:11.82)	0:36.57 [2] (0:11.95)	0:24.62 [2] (0:12.04)	0:36.57	+4
5	8 SINGULAR Jai Williams	10	66.8 1200m	0:09.99 Overall	1:32.65 [5] (0:09.99)	1:22.66 [1] (0:11.45)	1:11.21 [1] (0:11.32)	0:59.89 [1] (0:11.31)	0:48.58 [2] (0:11.69)	0:36.89 [1] (0:11.88)	0:25.01 [1] (0:12.20)	0:36.89	-4
6	9 BUMP'N'RUN Casey Waddell	4	64.8 800m	0:10.71 Overall	1:32.79 [6] (0:10.71)	1:22.08 [8] (0:11.43)	1:10.65 [9] (0:11.56)	0:59.09 [9] (0:11.34)	0:47.75 [9] (0:11.52)	0:36.23 [9] (0:11.98)	0:24.25 [9] (0:12.07)	0:36.23	+11
7	7 FREDDIE Michael Cahill	5	65.1 1200m	0:10.16 Overall	1:32.93 [7] (0:10.16)	1:22.77 [5] (0:11.56)	1:11.21 [5] (0:11.16)	1:00.05 [3] (0:11.40)	0:48.65 [3] (0:11.87)	0:36.78 [4] (0:11.91)	0:24.87 [5] (0:12.10)	0:36.78	+10
8	5 MIO SORRENTO Adin Thompson	9	66.8 1400m	0:10.78 Overall	1:33.00 [8] (0:10.78)	1:22.22 [9] (0:11.08)	1:11.14 [7] (0:11.64)	0:59.50 [8] (0:11.26)	0:48.24 [7] (0:11.62)	0:36.62 [7] (0:11.87)	0:24.75 [7] (0:12.11)	0:36.62	+0
9	10 PATTI WAGGIN Micheal Hellyer	6	65.2 1400m	0:10.57 Overall	1:33.36 [9] (0:10.57)	1:22.79 [7] (0:11.30)	1:11.49 [8] (0:11.60)	0:59.89 [7] (0:11.30)	0:48.59 [8] (0:11.61)	0:36.98 [7] (0:12.04)	0:24.94 [8] (0:12.41)	0:36.98	+5

Scratched: Viadelamore (#6)

[] Ranking at each section and finish
 -:-:- No data available at this section
 NA No data available

SCN Saddle cloth number
 DNF Did not finish
 DNT Did not track



Aquis Park Gold Coast Poly QLD Professional
Race 5: THE BIG BENS BENCHMARK 72 Handicap - 1540m
20 July 2024 - 14:34



Track Rating: Synthetic, Weather: Fine, Rail Position: True

Section				200m				Last 600m	
Field Times				0:12.18 (0:12.18)				0:36.19	
Rank	TAB	Horse/Jockey	Barrier	Top Speed [km/h]	Fastest Section	Margin			Distance Travelled [m]
1	3	SILVER WARRIOR Jace McMurray	1	65.5 Overall	0:10.16 Overall	0:12.18 [1] (0:12.18)	1:31.95		0:35.82
2	2	GENTLE PRINCE Shania Willis	3	65.3 1400m	0:10.13 Overall	0:12.44 [2] (0:12.44)	1.8L		0:36.04 +11
3	4	BLUESTONE LANE Kirk Matheson	2	64.8 1400m	0:10.13 Overall	0:12.16 [6] (0:12.16)	2L		0:36.00 +6
4	1	SUKHBIR Amy Graham	8	66.3 1000m	0:10.44 Overall	0:12.58 [3] (0:12.58)	2.5L		0:36.57 +4
5	8	SINGULAR Jai Williams	10	66.8 1200m	0:09.99 Overall	0:12.81 [4] (0:12.81)	3.8L		0:36.89 -4
6	9	BUMP'N'RUN Casey Waddell	4	64.8 800m	0:10.71 Overall	0:12.18 [8] (0:12.18)	4.6L		0:36.23 +11
7	7	FREDDIE Michael Cahill	5	65.1 1200m	0:10.16 Overall	0:12.77 [5] (0:12.77)	5.4L		0:36.78 +10
8	5	MIO SORRENTO Adin Thompson	9	66.8 1400m	0:10.78 Overall	0:12.64 [7] (0:12.64)	5.7L		0:36.62 +0
9	10	PATTI WAGGIN Micheal Hellyer	6	65.2 1400m	0:10.57 Overall	0:12.53 [9] (0:12.53)	7.7L		0:36.98 +5

Scratched: Viadelamore (#6)



Horse/Jockey Name	Silver Warrior
Final Rank	1
Fastest Section Time (Section)	0:10.16 (Overall)
Top Speed [km/h] (Section)	65.5 (Overall)
Race State	Finished



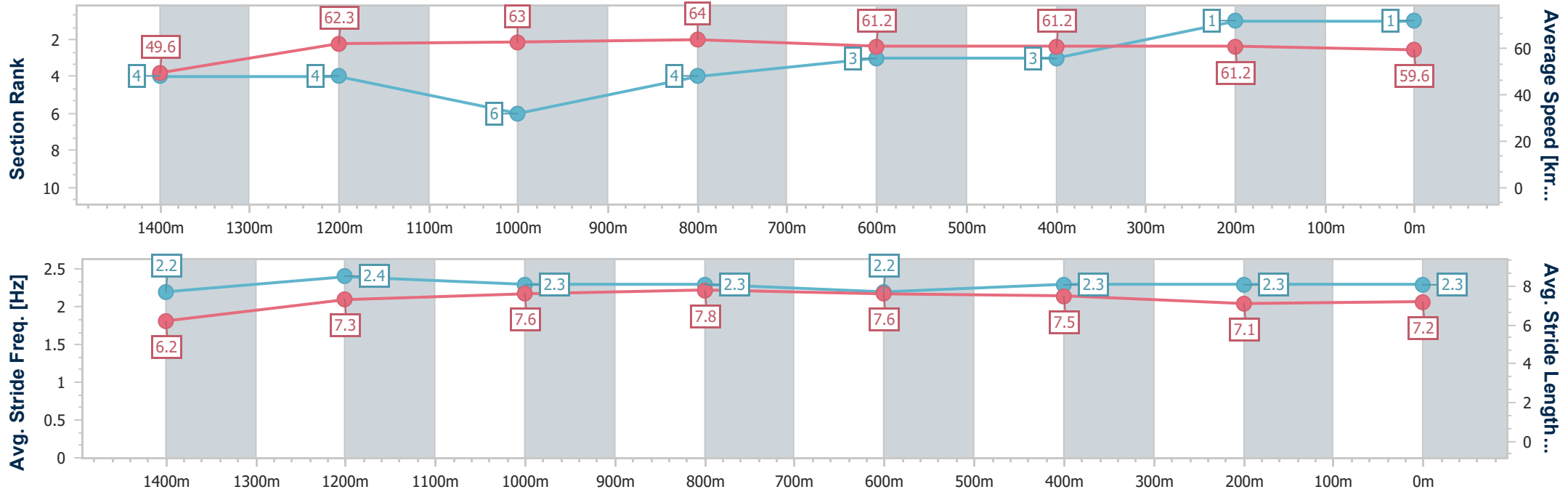
Aquis Park Gold Coast Poly QLD Professional
Race 5: THE BIG BENS BENCHMARK 72 Handicap - 1540m



20 July 2024 - 14:34

Track Rating: Synthetic, Weather: Fine, Rail Position: True

Section	Overall	1400m	1200m	1000m	800m	600m	400m	200m
Section Times	1:31.95 [1] (0:10.16)	1:21.79 [4] (0:11.54)	1:10.25 [4] (0:11.42)	0:58.83 [6] (0:11.25)	0:47.58 [4] (0:11.76)	0:35.82 [3] (0:11.84)	0:23.98 [3] (0:11.80)	0:12.18 [1] (0:12.18)
Average Speed [km/h]	49.6	62.3	63.0	64.0	61.2	61.2	61.2	59.6
Top Speed [km/h]	65.5	65.2	65.1	65.1	62.5	62.5	62.3	61.2
Avg. Dist. to Rail [m]	1.7	0.2	0.2	0.3	0.2	0.7	2.8	3.7
Avg. Stride Freq. [Hz]	2.2	2.4	2.3	2.3	2.2	2.3	2.3	2.3
Avg. Stride Length [m]	6.2	7.3	7.6	7.8	7.6	7.5	7.1	7.2



- [] Ranking at each section and finish
- .-.- No data available at this section
- NA No data available



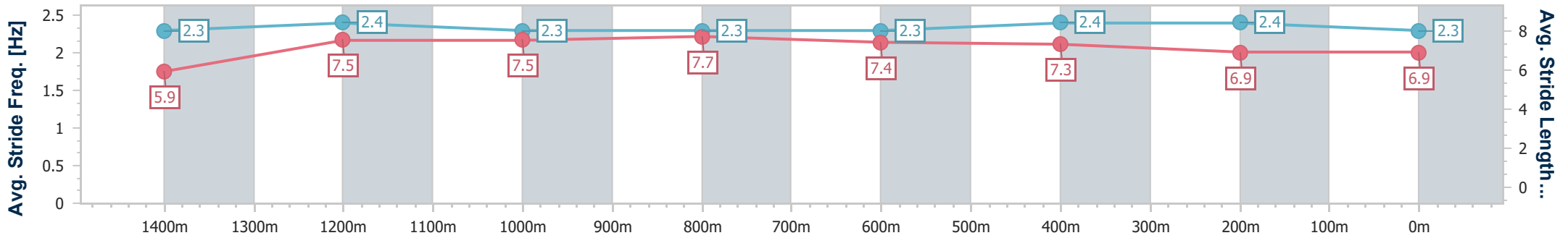
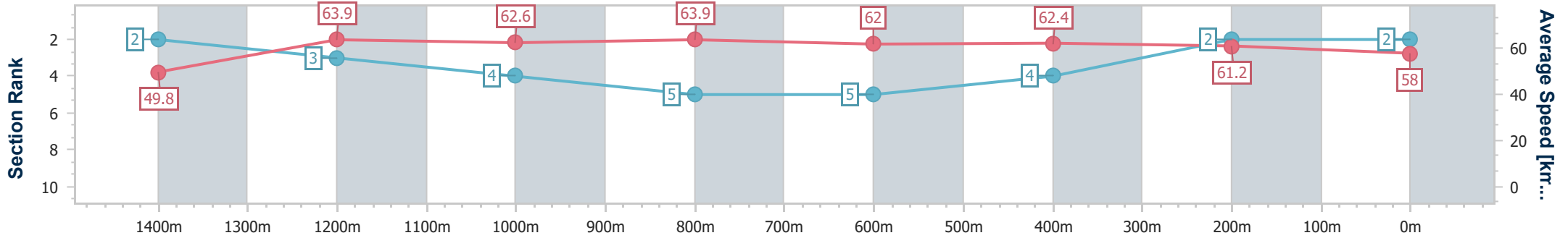
Horse/Jockey Name	Gentle Prince
Final Rank	2
Fastest Section Time (Section)	0:10.13 (Overall)
Top Speed [km/h] (Section)	65.3 (1400m)
Race State	Finished



Aquis Park Gold Coast Poly QLD Professional
 Race 5: THE BIG BENS BENCHMARK 72 Handicap - 1540m
 20 July 2024 - 14:34
 Track Rating: Synthetic, Weather: Fine, Rail Position: True



Section	Overall	1400m	1200m	1000m	800m	600m	400m	200m
Section Times	1:32.28 [2] (0:10.13)	1:22.15 [2] (0:11.45)	1:10.70 [3] (0:11.51)	0:59.19 [4] (0:11.38)	0:47.81 [5] (0:11.77)	0:36.04 [5] (0:11.74)	0:24.30 [4] (0:11.86)	0:12.44 [2] (0:12.44)
Average Speed [km/h]	49.8	63.9	62.6	63.9	62.0	62.4	61.2	58.0
Top Speed [km/h]	64.4	65.3	63.4	64.4	63.5	62.9	61.8	60.9
Avg. Dist. to Rail [m]	3.6	2.4	2.3	2.8	2.5	3.1	4.6	5.0
Avg. Stride Freq. [Hz]	2.3	2.4	2.3	2.3	2.3	2.4	2.4	2.3
Avg. Stride Length [m]	5.9	7.5	7.5	7.7	7.4	7.3	6.9	6.9



- [] Ranking at each section and finish
- .-.- No data available at this section
- NA No data available



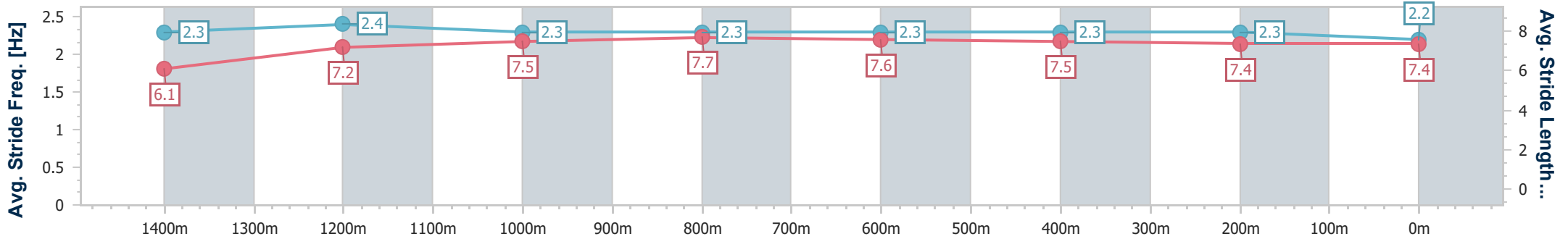
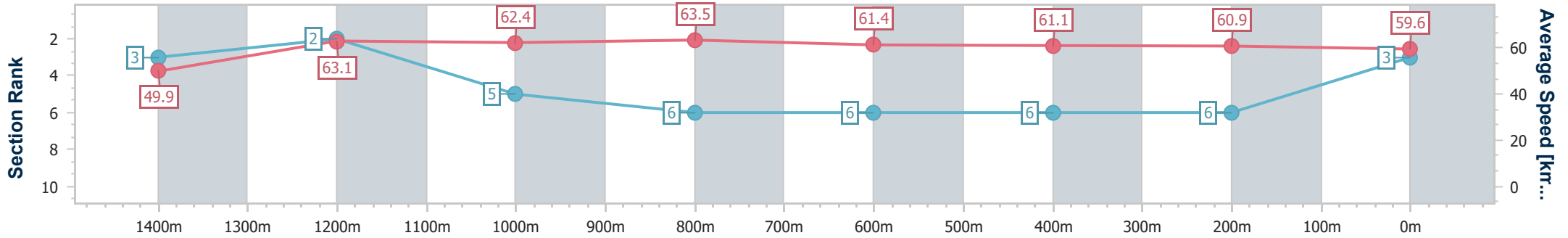
Horse/Jockey Name	Bluestone Lane
Final Rank	3
Fastest Section Time (Section)	0:10.13 (Overall)
Top Speed [km/h] (Section)	64.8 (1400m)
Race State	Finished



Aquis Park Gold Coast Poly QLD Professional
 Race 5: THE BIG BENS BENCHMARK 72 Handicap - 1540m
 20 July 2024 - 14:34
 Track Rating: Synthetic, Weather: Fine, Rail Position: True



Section	Overall	1400m	1200m	1000m	800m	600m	400m	200m
Section Times	1:32.33 [3] (0:10.13)	1:22.20 [3] (0:11.43)	1:10.77 [2] (0:11.54)	0:59.23 [5] (0:11.38)	0:47.85 [6] (0:11.85)	0:36.00 [6] (0:11.91)	0:24.09 [6] (0:11.93)	0:12.16 [6] (0:12.16)
Average Speed [km/h]	49.9	63.1	62.4	63.5	61.4	61.1	60.9	59.6
Top Speed [km/h]	64.7	64.8	64.0	64.0	62.6	62.5	61.9	61.3
Avg. Dist. to Rail [m]	2.8	0.8	1.2	1.5	1.7	2.2	3.3	4.2
Avg. Stride Freq. [Hz]	2.3	2.4	2.3	2.3	2.3	2.3	2.3	2.2
Avg. Stride Length [m]	6.1	7.2	7.5	7.7	7.6	7.5	7.4	7.4



- [] Ranking at each section and finish
- .-.- No data available at this section
- NA No data available



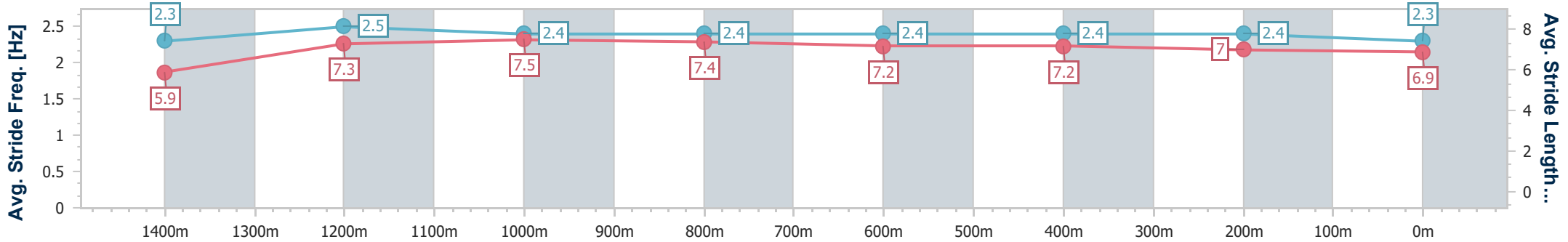
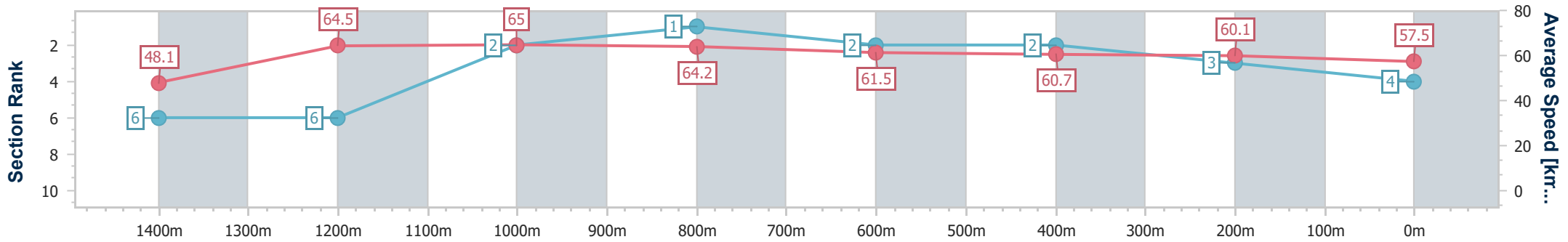
Horse/Jockey Name	Sukhbir
Final Rank	4
Fastest Section Time (Section)	0:10.44 (Overall)
Top Speed [km/h] (Section)	66.3 (1000m)
Race State	Finished



Aquis Park Gold Coast Poly QLD Professional
Race 5: THE BIG BENS BENCHMARK 72 Handicap - 1540m
 20 July 2024 - 14:34
 Track Rating: Synthetic, Weather: Fine, Rail Position: True



Section	Overall	1400m	1200m	1000m	800m	600m	400m	200m
Section Times	1:32.42 [4] (0:10.44)	1:21.98 [6] (0:11.29)	1:10.69 [6] (0:11.08)	0:59.61 [2] (0:11.22)	0:48.39 [1] (0:11.82)	0:36.57 [2] (0:11.95)	0:24.62 [2] (0:12.04)	0:12.58 [3] (0:12.58)
Average Speed [km/h]	48.1	64.5	65.0	64.2	61.5	60.7	60.1	57.5
Top Speed [km/h]	63.7	65.8	66.2	66.3	62.7	62.2	61.2	60.0
Avg. Dist. to Rail [m]	6.1	1.3	1.5	1.1	1.1	1.6	2.3	2.5
Avg. Stride Freq. [Hz]	2.3	2.5	2.4	2.4	2.4	2.4	2.4	2.3
Avg. Stride Length [m]	5.9	7.3	7.5	7.4	7.2	7.2	7.0	6.9



- [] Ranking at each section and finish
- .-.-.- No data available at this section
- NA No data available



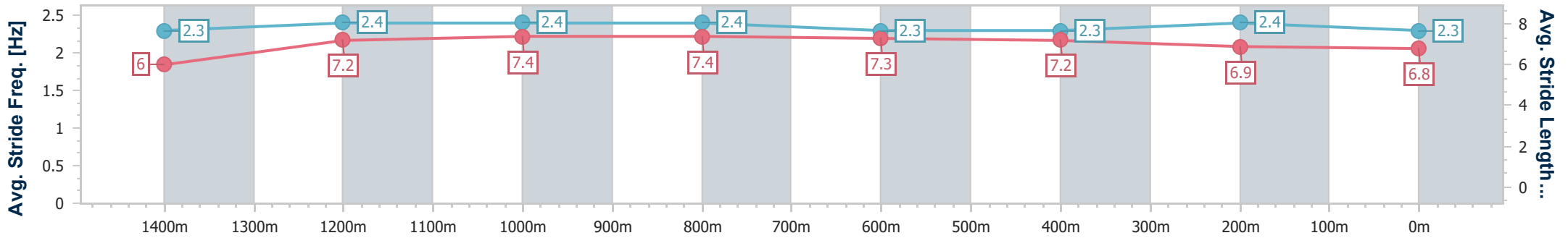
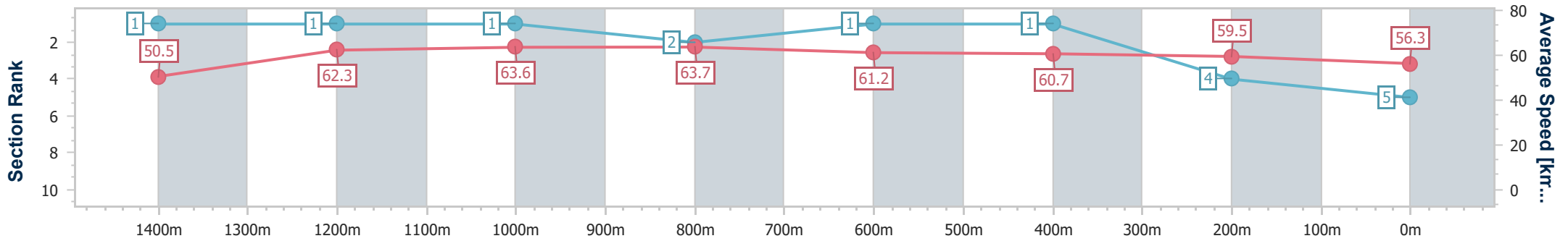
Horse/Jockey Name	Singular
Final Rank	5
Fastest Section Time (Section)	0:09.99 (Overall)
Top Speed [km/h] (Section)	66.8 (1200m)
Race State	Finished



Aquis Park Gold Coast Poly QLD Professional
Race 5: THE BIG BENS BENCHMARK 72 Handicap - 1540m
 20 July 2024 - 14:34
 Track Rating: Synthetic, Weather: Fine, Rail Position: True



Section	Overall	1400m	1200m	1000m	800m	600m	400m	200m
Section Times	1:32.65 [5] (0:09.99)	1:22.66 [1] (0:11.45)	1:11.21 [1] (0:11.32)	0:59.89 [1] (0:11.31)	0:48.58 [2] (0:11.69)	0:36.89 [1] (0:11.88)	0:25.01 [1] (0:12.20)	0:12.81 [4] (0:12.81)
Average Speed [km/h]	50.5	62.3	63.6	63.7	61.2	60.7	59.5	56.3
Top Speed [km/h]	66.3	65.9	66.8	66.4	62.1	61.4	61.3	58.7
Avg. Dist. to Rail [m]	8.2	1.6	0.6	0.3	0.5	0.5	1.1	0.5
Avg. Stride Freq. [Hz]	2.3	2.4	2.4	2.4	2.3	2.3	2.4	2.3
Avg. Stride Length [m]	6.0	7.2	7.4	7.4	7.3	7.2	6.9	6.8



- [] Ranking at each section and finish
- .-.- No data available at this section
- NA No data available



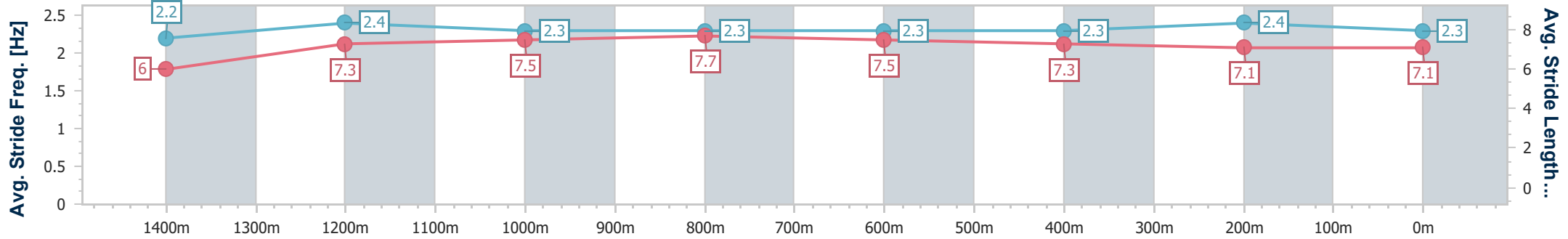
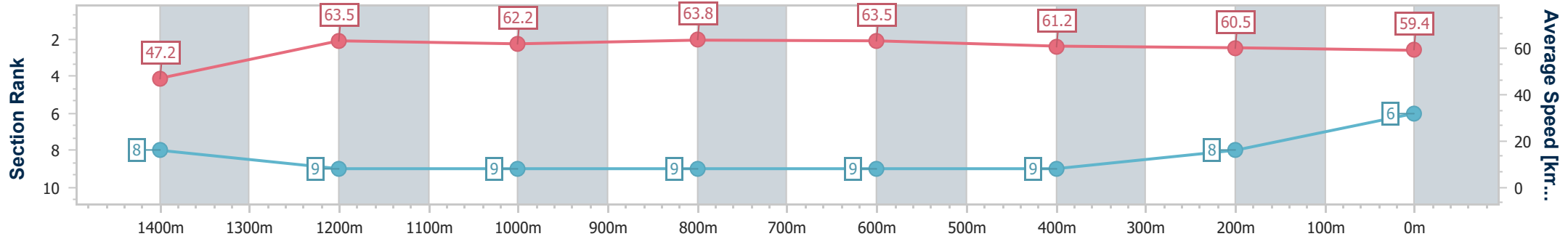
Horse/Jockey Name	Bump'n'run
Final Rank	6
Fastest Section Time (Section)	0:10.71 (Overall)
Top Speed [km/h] (Section)	64.8 (800m)
Race State	Finished



Aquis Park Gold Coast Poly QLD Professional
Race 5: THE BIG BENS BENCHMARK 72 Handicap - 1540m
 20 July 2024 - 14:34
 Track Rating: Synthetic, Weather: Fine, Rail Position: True



Section	Overall	1400m	1200m	1000m	800m	600m	400m	200m
Section Times	1:32.79 [6] (0:10.71)	1:22.08 [8] (0:11.43)	1:10.65 [9] (0:11.56)	0:59.09 [9] (0:11.34)	0:47.75 [9] (0:11.52)	0:36.23 [9] (0:11.98)	0:24.25 [9] (0:12.07)	0:12.18 [8] (0:12.18)
Average Speed [km/h]	47.2	63.5	62.2	63.8	63.5	61.2	60.5	59.4
Top Speed [km/h]	60.7	64.6	63.2	64.6	64.8	63.0	61.9	60.4
Avg. Dist. to Rail [m]	3.8	1.1	1.6	1.5	2.6	4.4	5.2	6.7
Avg. Stride Freq. [Hz]	2.2	2.4	2.3	2.3	2.3	2.3	2.4	2.3
Avg. Stride Length [m]	6.0	7.3	7.5	7.7	7.5	7.3	7.1	7.1



- [] Ranking at each section and finish
- .-.- No data available at this section
- NA No data available



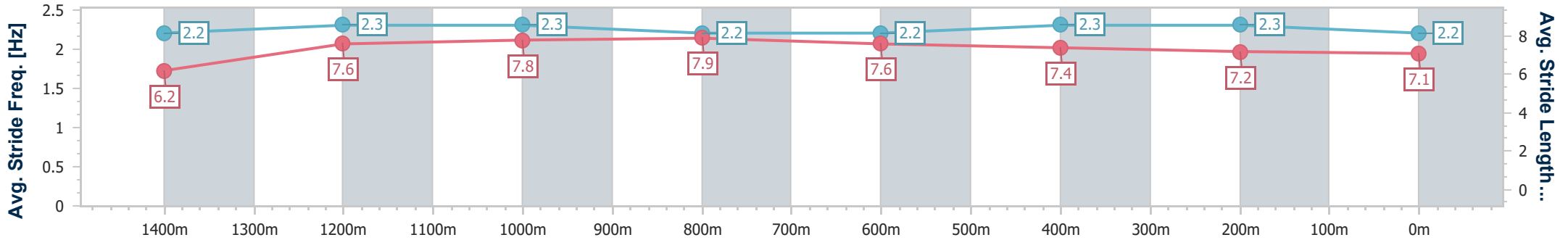
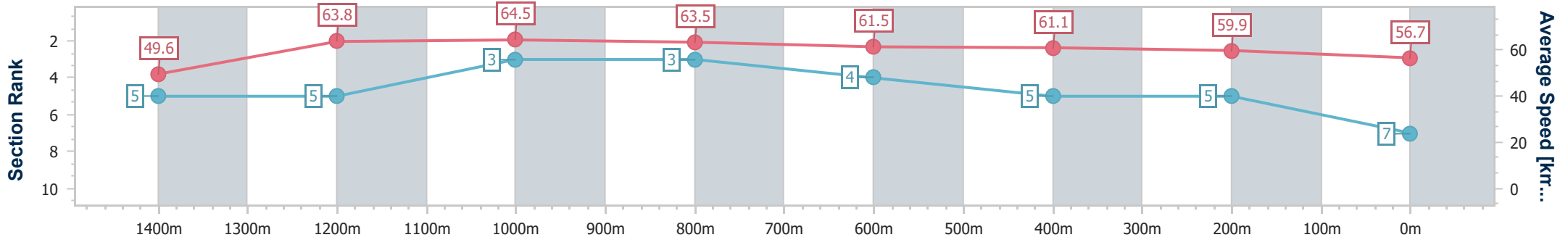
Horse/Jockey Name	Freddie
Final Rank	7
Fastest Section Time (Section)	0:10.16 (Overall)
Top Speed [km/h] (Section)	65.1 (1200m)
Race State	Finished



Aquis Park Gold Coast Poly QLD Professional
Race 5: THE BIG BENS BENCHMARK 72 Handicap - 1540m
 20 July 2024 - 14:34
 Track Rating: Synthetic, Weather: Fine, Rail Position: True



Section	Overall	1400m	1200m	1000m	800m	600m	400m	200m
Section Times	1:32.93 [7] (0:10.16)	1:22.77 [5] (0:11.56)	1:11.21 [5] (0:11.16)	1:00.05 [3] (0:11.40)	0:48.65 [3] (0:11.87)	0:36.78 [4] (0:11.91)	0:24.87 [5] (0:12.10)	0:12.77 [5] (0:12.77)
Average Speed [km/h]	49.6	63.8	64.5	63.5	61.5	61.1	59.9	56.7
Top Speed [km/h]	63.7	64.9	65.1	63.9	62.6	62.5	61.7	59.0
Avg. Dist. to Rail [m]	5.4	3.3	3.8	2.3	2.0	2.5	4.1	4.8
Avg. Stride Freq. [Hz]	2.2	2.3	2.3	2.2	2.2	2.3	2.3	2.2
Avg. Stride Length [m]	6.2	7.6	7.8	7.9	7.6	7.4	7.2	7.1



- [] Ranking at each section and finish
- .-.-.- No data available at this section
- NA No data available



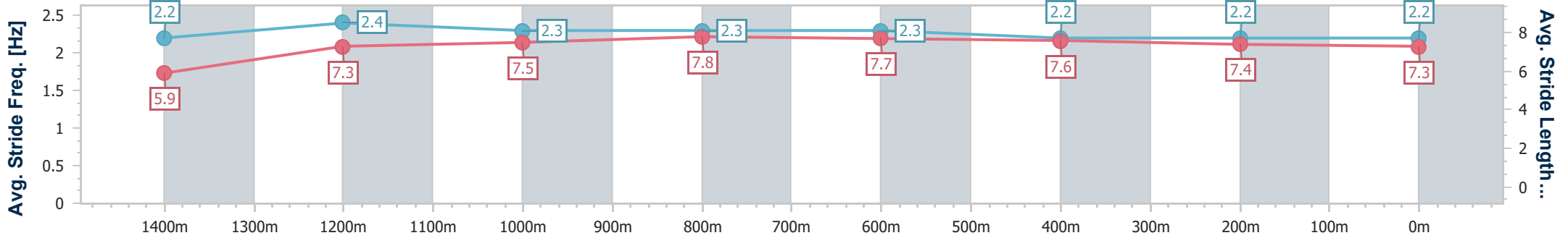
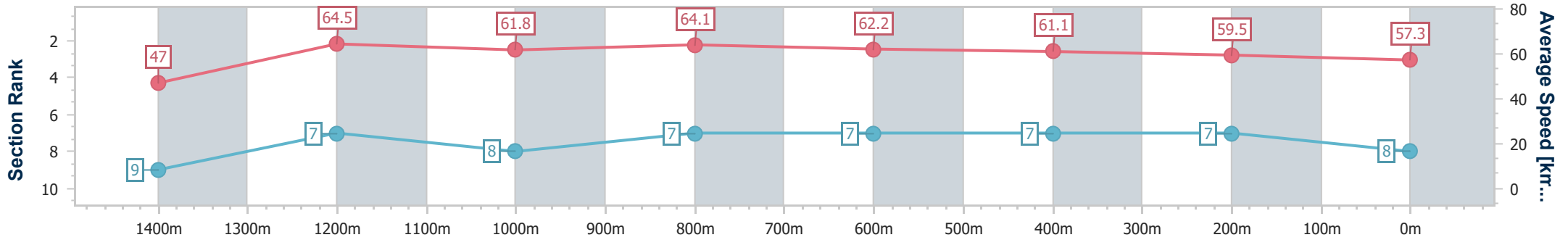
Horse/Jockey Name	Mio Sorrento
Final Rank	8
Fastest Section Time (Section)	0:10.78 (Overall)
Top Speed [km/h] (Section)	66.8 (1400m)
Race State	Finished



Aquis Park Gold Coast Poly QLD Professional
Race 5: THE BIG BENS BENCHMARK 72 Handicap - 1540m
 20 July 2024 - 14:34
 Track Rating: Synthetic, Weather: Fine, Rail Position: True



Section	Overall	1400m	1200m	1000m	800m	600m	400m	200m
Section Times	1:33.00 [8] (0:10.78)	1:22.22 [9] (0:11.08)	1:11.14 [7] (0:11.64)	0:59.50 [8] (0:11.26)	0:48.24 [7] (0:11.62)	0:36.62 [7] (0:11.87)	0:24.75 [7] (0:12.11)	0:12.64 [7] (0:12.64)
Average Speed [km/h]	47.0	64.5	61.8	64.1	62.2	61.1	59.5	57.3
Top Speed [km/h]	63.8	66.8	63.9	64.4	63.0	62.6	60.1	59.1
Avg. Dist. to Rail [m]	5.3	1.0	0.4	0.4	1.1	1.2	0.9	2.4
Avg. Stride Freq. [Hz]	2.2	2.4	2.3	2.3	2.3	2.2	2.2	2.2
Avg. Stride Length [m]	5.9	7.3	7.5	7.8	7.7	7.6	7.4	7.3



- [] Ranking at each section and finish
- .-.- No data available at this section
- NA No data available



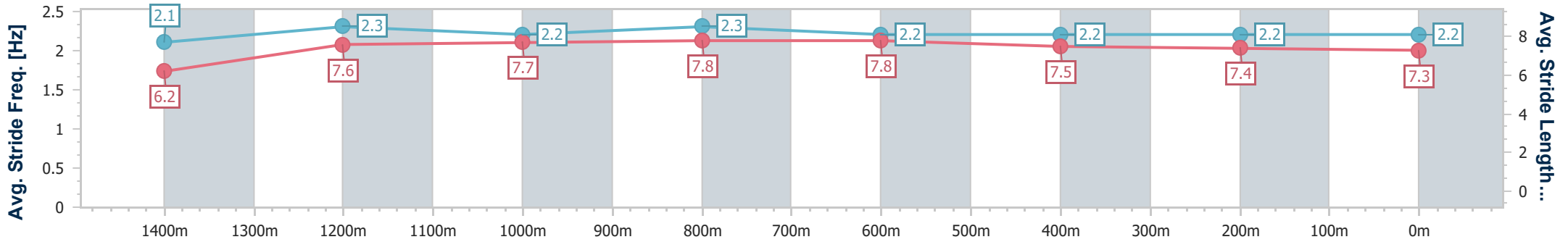
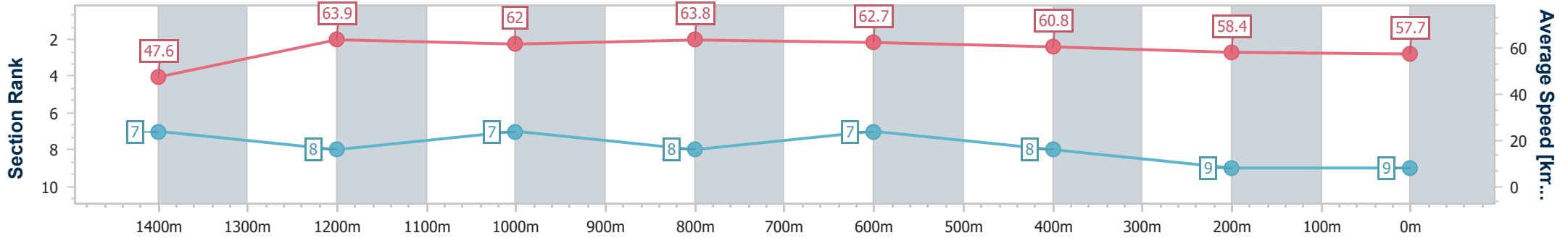
Horse/Jockey Name	Patti Waggin
Final Rank	9
Fastest Section Time (Section)	0:10.57 (Overall)
Top Speed [km/h] (Section)	65.2 (1400m)
Race State	Finished



Aquis Park Gold Coast Poly QLD Professional
Race 5: THE BIG BENS BENCHMARK 72 Handicap - 1540m
 20 July 2024 - 14:34
 Track Rating: Synthetic, Weather: Fine, Rail Position: True



Section	Overall	1400m	1200m	1000m	800m	600m	400m	200m
Section Times	1:33.36 [9] (0:10.57)	1:22.79 [7] (0:11.30)	1:11.49 [8] (0:11.60)	0:59.89 [7] (0:11.30)	0:48.59 [8] (0:11.61)	0:36.98 [7] (0:12.04)	0:24.94 [8] (0:12.41)	0:12.53 [9] (0:12.53)
Average Speed [km/h]	47.6	63.9	62.0	63.8	62.7	60.8	58.4	57.7
Top Speed [km/h]	64.3	65.2	63.5	64.5	63.2	62.5	59.1	57.9
Avg. Dist. to Rail [m]	4.9	0.5	0.5	0.6	1.7	3.1	3.0	3.8
Avg. Stride Freq. [Hz]	2.1	2.3	2.2	2.3	2.2	2.2	2.2	2.2
Avg. Stride Length [m]	6.2	7.6	7.7	7.8	7.8	7.5	7.4	7.3



- [] Ranking at each section and finish
- .-.- No data available at this section
- NA No data available