



# Aquis Park Gold Coast Poly QLD Professional

## Race 7: SCI-FLEET HINO BENCHMARK 58 Handicap - 1900m

20 July 2024 - 15:54



Track Rating: Synthetic, Weather: Fine, Rail Position: True

Section		Field Times												
Overall	1800m	1600m	1400m	1200m	1000m	800m	Last 600m							
1:55.56 (0:07.84)	1:47.72 (0:11.07)	1:36.65 (0:11.47)	1:25.18 (0:12.45)	1:12.73 (0:12.34)	1:00.39 (0:12.13)	0:48.26 (0:11.93)	0:36.33							
Rank	TAB	Horse/Jockey	Barrier	Top Speed [km/h]	Fastest Section	Overall	1800m	1600m	1400m	1200m	1000m	800m	Distance Travelled [m]	
1	10	<b>FIREBOLT</b> Jai Williams	15	65.2	0:08.17	1:55.56 [1] (0:08.17)	1:47.39 [8] (0:11.27)	1:36.12 [7] (0:11.72)	1:24.40 [7] (0:12.55)	1:11.85 [9] (0:12.24)	0:59.61 [8] (0:11.75)	0:47.86 [7] (0:11.84)	0:36.02	
2	1	<b>AIDEN</b> Corey Sutherland	7	65.6	0:08.20	1:55.75 [2] (0:08.20)	1:47.55 [9] (0:11.44)	1:36.11 [9] (0:11.84)	1:24.27 [9] (0:12.21)	1:12.06 [8] (0:12.04)	1:00.02 [6] (0:11.68)	0:48.34 [4] (0:11.86)	0:36.48 +4	
3	9	<b>CHAMPAGNES ON ME</b> Scott Galloway	14	65.5	0:07.90	1:55.79 [3] (0:07.90)	1:47.89 [2] (0:11.33)	1:36.56 [5] (0:11.59)	1:24.97 [5] (0:12.26)	1:12.71 [3] (0:12.16)	1:00.55 [2] (0:12.11)	0:48.44 [3] (0:11.92)	0:36.52 +5	
4	7	<b>DON QUIXOTE</b> Sean Cormack	12	64.4	0:08.34	1:56.10 [4] (0:08.34)	1:47.76 [11] (0:11.51)	1:36.25 [11] (0:11.76)	1:24.49 [11] (0:12.28)	1:12.21 [11] (0:12.39)	0:59.82 [11] (0:11.78)	0:48.04 [11] (0:11.91)	0:36.13 +0	
5	12	<b>OSAKA MISS</b> Casey Waddell	9	66.2	0:08.42	1:56.30 [5] (0:08.42)	1:47.88 [12] (0:11.39)	1:36.49 [10] (0:11.74)	1:24.75 [10] (0:12.31)	1:12.44 [10] (0:12.43)	1:00.01 [12] (0:11.88)	0:48.13 [12] (0:11.92)	0:36.21 -11	
6	2	<b>IMEZAAKI</b> Michael Cahill	8	66.7	0:08.05	1:56.50 [6] (0:08.05)	1:48.45 [4] (0:11.02)	1:37.43 [2] (0:11.69)	1:25.74 [4] (0:12.53)	1:13.21 [5] (0:12.31)	1:00.90 [5] (0:11.93)	0:48.97 [5] (0:11.96)	0:37.01 -1	
7	3	<b>KAREEM</b> Paul Hammersley	2	67.2	0:08.10	1:56.53 [7] (0:08.10)	1:48.43 [7] (0:11.06)	1:37.37 [4] (0:11.60)	1:25.77 [3] (0:12.37)	1:13.40 [4] (0:12.42)	1:00.98 [4] (0:11.98)	0:49.00 [6] (0:12.00)	0:37.00 -10	
8	4	<b>IRENE'S BEST</b> Kirk Matheson	16	64.7	0:08.29	1:56.81 [8] (0:08.29)	1:48.52 [10] (0:11.61)	1:36.91 [12] (0:11.73)	1:25.18 [12] (0:12.33)	1:12.85 [12] (0:12.32)	1:00.53 [10] (0:11.77)	0:48.76 [10] (0:11.81)	0:36.95 +7	
9	11	<b>LIVINGSTONES</b> Micheal Hellyer	6	65.0	0:07.99	1:56.98 [9] (0:07.99)	1:48.99 [3] (0:11.33)	1:37.66 [6] (0:11.69)	1:25.97 [6] (0:12.48)	1:13.49 [6] (0:12.45)	1:01.04 [7] (0:11.91)	0:49.13 [8] (0:12.00)	0:37.13 -3	
10	8	<b>BORN TO BE ALIVE</b> Dan McGillivray	17	67.0	0:07.84	1:57.31 [10] (0:07.84)	1:49.47 [1] (0:11.07)	1:38.40 [1] (0:11.47)	1:26.93 [1] (0:12.45)	1:14.48 [1] (0:12.34)	1:02.14 [1] (0:12.13)	0:50.01 [1] (0:12.00)	0:38.01 -6	

Scratched: Patti Waggin (#18), Magic Of Millo (#14), Tuqiri (#6), Bump'n'run (#17), Radegast (#16), Matsuyama (#15)

[ ] Ranking at each section and finish  
 -:-:- No data available at this section  
 NA No data available  
 SCN Saddle cloth number  
 DNF Did not finish  
 DNT Did not track



**Aquis Park Gold Coast Poly QLD Professional**  
**Race 7: SCI-FLEET HINO BENCHMARK 58 Handicap - 1900m**  
**20 July 2024 - 15:54**



Track Rating: Synthetic, Weather: Fine, Rail Position: True

Section	Overall	1800m	1600m	1400m	1200m	1000m	800m	Last 600m						
Field Times	1:55.56 (0:07.84)	1:47.72 (0:11.07)	1:36.65 (0:11.47)	1:25.18 (0:12.45)	1:12.73 (0:12.34)	1:00.39 (0:12.13)	0:48.26 (0:11.93)	0:36.33						
Rank	TAB	Horse/Jockey	Barrier	Top Speed [km/h]	Fastest Section									Distance Travelled [m]
11	5	LADY TOWNSON Danny Peisley	10	67.5 1800m	0:08.08 Overall	1:57.65 [11] (0:08.08)	1:49.57 [6] (0:11.07)	1:38.50 [3] (0:11.43)	1:27.07 [2] (0:12.44)	1:14.63 [2] (0:12.28)	1:02.35 [3] (0:12.03)	0:50.32 [2] (0:11.90)	0:38.42	-2
12	13	DRAKE PASSAGE Adin Thompson	1	63.9 1800m	0:08.07 Overall	1:57.69 [12] (0:08.07)	1:49.62 [5] (0:11.46)	1:38.16 [8] (0:11.69)	1:26.47 [8] (0:12.33)	1:14.14 [7] (0:12.52)	1:01.62 [9] (0:11.80)	0:49.82 [9] (0:11.94)	0:37.88	-12

Scratched: Patti Waggin (#18), Magic Of Millo (#14), Tuqiri (#6), Bump'n'run (#17), Radegast (#16), Matsuyama (#15)

[ ] Ranking at each section and finish  
 -:-:- No data available at this section  
 NA No data available

SCN Saddle cloth number  
 DNF Did not finish  
 DNT Did not track



# Aquis Park Gold Coast Poly QLD Professional

## Race 7: SCI-FLEET HINO BENCHMARK 58 Handicap - 1900m

20 July 2024 - 15:54



Track Rating: Synthetic, Weather: Fine, Rail Position: True

Section					600m	400m	200m				Last 600m	
Field Times					0:36.33 (0:12.02)	0:24.31 (0:12.12)	0:12.19 (0:12.19)				0:36.33	
Rank	TAB	Horse/Jockey	Barrier	Top Speed [km/h]	Fastest Section	Margin			Distance Travelled [m]			
1	10	<b>FIREBOLT</b> Jai Williams	15	65.2 1800m	0:08.17 Overall	0:36.02 [7] (0:11.94)	0:24.08 [4] (0:11.95)	0:12.13 [2] (0:12.13)	1:55.56	0:36.02		
2	1	<b>AIDEN</b> Corey Sutherland	7	65.6 1800m	0:08.20 Overall	0:36.48 [3] (0:12.02)	0:24.46 [2] (0:12.16)	0:12.30 [3] (0:12.30)	1L	0:36.48 +4		
3	9	<b>CHAMPAGNES ON ME</b> Scott Galloway	14	65.5 1800m	0:07.90 Overall	0:36.52 [2] (0:11.98)	0:24.54 [1] (0:12.12)	0:12.42 [1] (0:12.42)	1.2L	0:36.52 +5		
4	7	<b>DON QUIXOTE</b> Sean Cormack	12	64.4 1800m	0:08.34 Overall	0:36.13 [11] (0:12.02)	0:24.11 [11] (0:12.04)	0:12.07 [7] (0:12.07)	3L	0:36.13 +0		
5	12	<b>OSAKA MISS</b> Casey Waddell	9	66.2 1800m	0:08.42 Overall	0:36.21 [12] (0:12.02)	0:24.19 [12] (0:12.12)	0:12.07 [11] (0:12.07)	4L	0:36.21 -11		
6	2	<b>IMEZAAKI</b> Michael Cahill	8	66.7 1800m	0:08.05 Overall	0:37.01 [5] (0:12.14)	0:24.87 [7] (0:12.29)	0:12.58 [5] (0:12.58)	5L	0:37.01 -1		
7	3	<b>KAREEM</b> Paul Hammersley	2	67.2 1800m	0:08.10 Overall	0:37.00 [6] (0:12.06)	0:24.94 [6] (0:12.34)	0:12.60 [6] (0:12.60)	5.1L	0:37.00 -10		
8	4	<b>IRENE'S BEST</b> Kirk Matheson	16	64.7 1800m	0:08.29 Overall	0:36.95 [10] (0:12.02)	0:24.93 [10] (0:12.29)	0:12.64 [9] (0:12.64)	6.6L	0:36.95 +7		
9	11	<b>LIVINGSTONES</b> Micheal Hellyer	6	65.0 1800m	0:07.99 Overall	0:37.13 [9] (0:11.99)	0:25.14 [8] (0:12.35)	0:12.79 [10] (0:12.79)	7.6L	0:37.13 -3		
10	8	<b>BORN TO BE ALIVE</b> Dan McGillivray	17	67.0 1800m	0:07.84 Overall	0:38.01 [4] (0:12.02)	0:25.99 [3] (0:12.54)	0:13.45 [4] (0:13.45)	9.4L	0:38.01 -6		

Scratched: Patti Waggin (#18), Magic Of Millo (#14), Tuqiri (#6), Bump'n'run (#17), Radegast (#16), Matsuyama (#15)

[ ] Ranking at each section and finish  
 -:-:- No data available at this section  
 NA No data available

SCN Saddle cloth number  
 DNF Did not finish  
 DNT Did not track



**Aquis Park Gold Coast Poly QLD Professional**  
**Race 7: SCI-FLEET HINO BENCHMARK 58 Handicap - 1900m**  
**20 July 2024 - 15:54**



Track Rating: Synthetic, Weather: Fine, Rail Position: True

Section		600m	400m	200m				Last 600m		
Field Times		0:36.33 (0:12.02)	0:24.31 (0:12.12)	0:12.19 (0:12.19)				0:36.33		
Rank	TAB Horse/Jockey	Barrier	Top Speed [km/h]	Fastest Section	Margin			Distance Travelled [m]		
11	5 LADY TOWNSON Danny Peisley	10	67.5 1800m	0:08.08 Overall	0:38.42 [1] (0:12.27)	0:26.15 [5] (0:12.65)	0:13.50 [8] (0:13.50)	11.4L	0:38.42	-2
12	13 DRAKE PASSAGE Adin Thompson	1	63.9 1800m	0:08.07 Overall	0:37.88 [8] (0:12.05)	0:25.83 [9] (0:12.48)	0:13.35 [12] (0:13.35)	11.6L	0:37.88	-12

Scratched: Patti Waggin (#18), Magic Of Millo (#14), Tuqiri (#6), Bump'n'run (#17), Radegast (#16), Matsuyama (#15)

[ ] Ranking at each section and finish  
 -:-:-:- No data available at this section  
 NA No data available

SCN Saddle cloth number  
 DNF Did not finish  
 DNT Did not track



Horse/Jockey Name	Firebolt
Final Rank	1
Fastest Section Time (Section)	0:08.17 (Overall)
Top Speed [km/h] (Section)	65.2 (1800m)
Race State	Finished



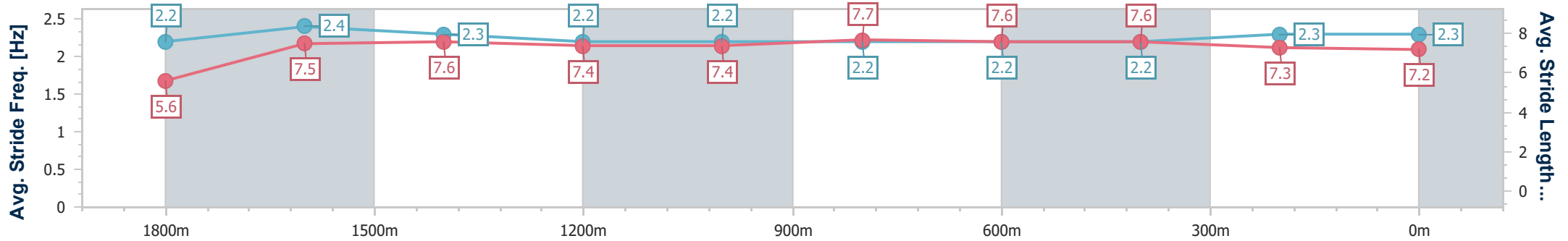
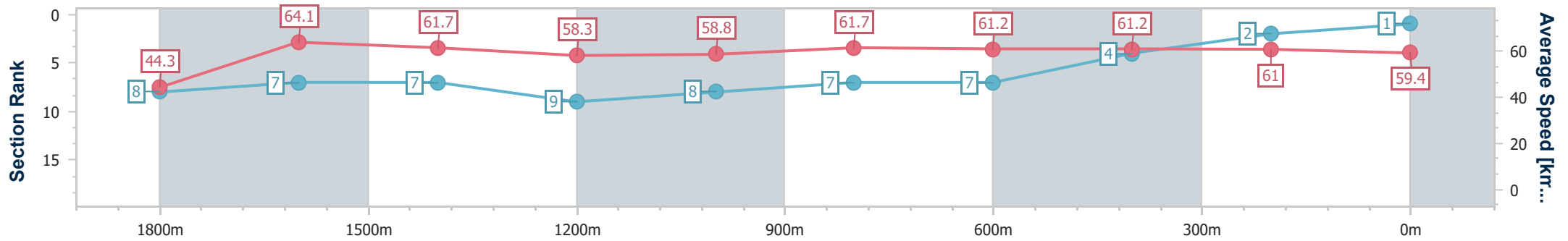
Aquis Park Gold Coast Poly QLD Professional  
Race 7: SCI-FLEET HINO BENCHMARK 58 Handicap - 1900m



20 July 2024 - 15:54

Track Rating: Synthetic, Weather: Fine, Rail Position: True

Section	Overall	1800m	1600m	1400m	1200m	1000m	800m	600m	400m	200m
Section Times	1:55.56 [1] (0:08.17)	1:47.39 [8] (0:11.27)	1:36.12 [7] (0:11.72)	1:24.40 [7] (0:12.55)	1:11.85 [9] (0:12.24)	0:59.61 [8] (0:11.75)	0:47.86 [7] (0:11.84)	0:36.02 [7] (0:11.94)	0:24.08 [4] (0:11.95)	0:12.13 [2] (0:12.13)
Average Speed [km/h]	44.3	64.1	61.7	58.3	58.8	61.7	61.2	61.2	61.0	59.4
Top Speed [km/h]	61.8	65.2	63.9	60.0	61.3	62.4	62.2	61.8	61.8	61.1
Avg. Dist. to Rail [m]	7.2	2.7	1.7	1.9	2.5	2.7	1.3	2.7	6.0	6.3
Avg. Stride Freq. [Hz]	2.2	2.4	2.3	2.2	2.2	2.2	2.2	2.2	2.3	2.3
Avg. Stride Length [m]	5.6	7.5	7.6	7.4	7.4	7.7	7.6	7.6	7.3	7.2



- [ ] Ranking at each section and finish
- .-.- No data available at this section
- NA No data available



Horse/Jockey Name	Aiden
Final Rank	2
Fastest Section Time (Section)	0:08.20 (Overall)
Top Speed [km/h] (Section)	65.6 (1800m)
Race State	Finished



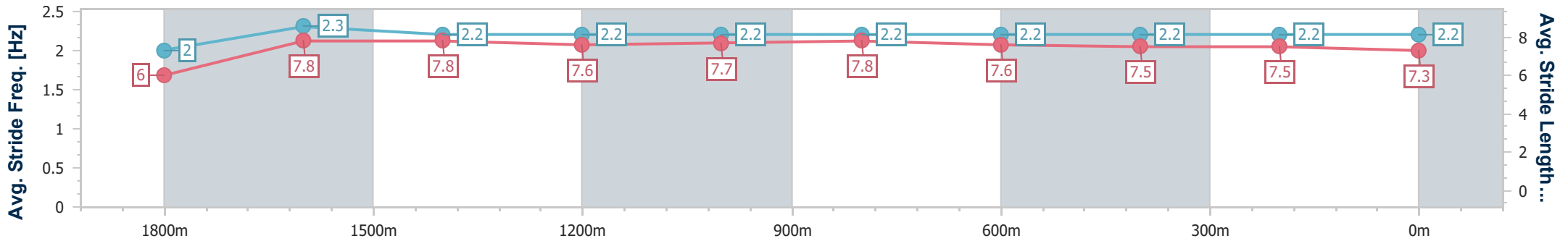
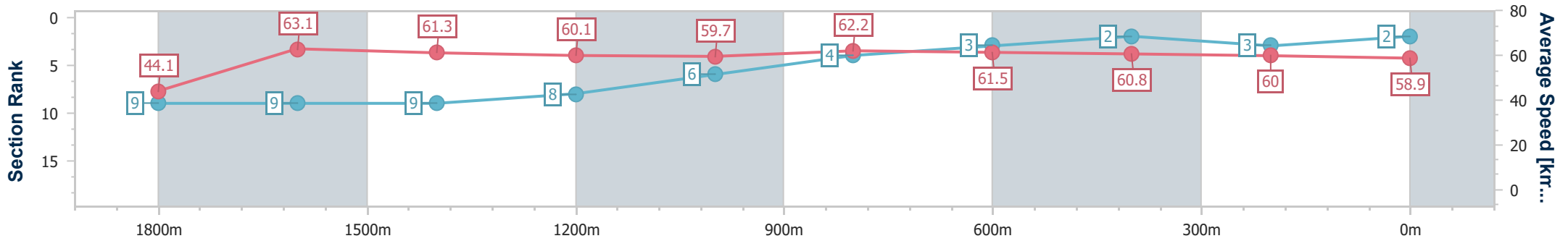
Aquis Park Gold Coast Poly QLD Professional  
Race 7: SCI-FLEET HINO BENCHMARK 58 Handicap - 1900m



20 July 2024 - 15:54

Track Rating: Synthetic, Weather: Fine, Rail Position: True

Section	Overall	1800m	1600m	1400m	1200m	1000m	800m	600m	400m	200m
Section Times	1:55.75 [2] (0:08.20)	1:47.55 [9] (0:11.44)	1:36.11 [9] (0:11.84)	1:24.27 [9] (0:12.21)	1:12.06 [8] (0:12.04)	1:00.02 [6] (0:11.68)	0:48.34 [4] (0:11.86)	0:36.48 [3] (0:12.02)	0:24.46 [2] (0:12.16)	0:12.30 [3] (0:12.30)
Average Speed [km/h]	44.1	63.1	61.3	60.1	59.7	62.2	61.5	60.8	60.0	58.9
Top Speed [km/h]	59.8	65.6	62.6	61.6	61.5	63.4	62.0	62.1	60.4	60.0
Avg. Dist. to Rail [m]	3.0	2.4	1.7	2.6	3.2	3.6	2.4	3.2	3.9	4.6
Avg. Stride Freq. [Hz]	2.0	2.3	2.2	2.2	2.2	2.2	2.2	2.2	2.2	2.2
Avg. Stride Length [m]	6.0	7.8	7.8	7.6	7.7	7.8	7.6	7.5	7.5	7.3



- [ ] Ranking at each section and finish
- .-.- No data available at this section
- NA No data available



Horse/Jockey Name	Champagnes On Me
Final Rank	3
Fastest Section Time (Section)	0:07.90 (Overall)
Top Speed [km/h] (Section)	65.5 (1800m)
Race State	Finished



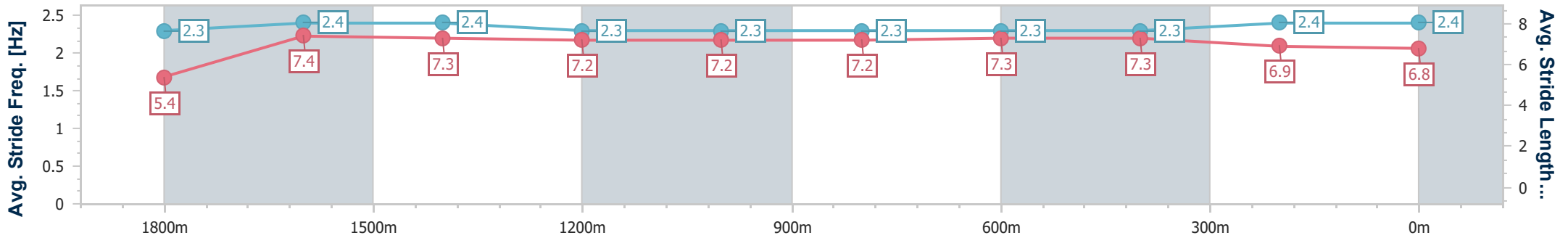
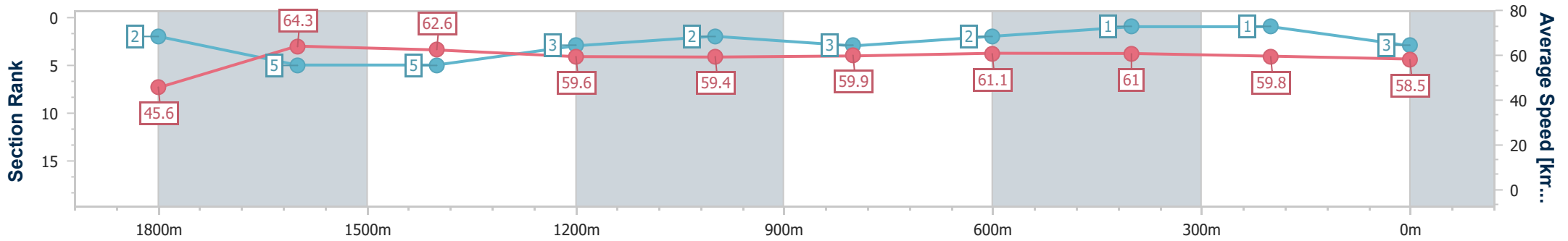
Aquis Park Gold Coast Poly QLD Professional  
Race 7: SCI-FLEET HINO BENCHMARK 58 Handicap - 1900m



20 July 2024 - 15:54

Track Rating: Synthetic, Weather: Fine, Rail Position: True

Section	Overall	1800m	1600m	1400m	1200m	1000m	800m	600m	400m	200m
Section Times	1:55.79 [3] (0:07.90)	1:47.89 [2] (0:11.33)	1:36.56 [5] (0:11.59)	1:24.97 [5] (0:12.26)	1:12.71 [3] (0:12.16)	1:00.55 [2] (0:12.11)	0:48.44 [3] (0:11.92)	0:36.52 [2] (0:11.98)	0:24.54 [1] (0:12.12)	0:12.42 [1] (0:12.42)
Average Speed [km/h]	45.6	64.3	62.6	59.6	59.4	59.9	61.1	61.0	59.8	58.5
Top Speed [km/h]	61.9	65.5	64.1	60.5	60.5	60.5	62.1	61.5	60.8	60.1
Avg. Dist. to Rail [m]	7.1	3.6	1.8	2.2	3.3	2.7	2.7	2.9	5.1	6.3
Avg. Stride Freq. [Hz]	2.3	2.4	2.4	2.3	2.3	2.3	2.3	2.3	2.4	2.4
Avg. Stride Length [m]	5.4	7.4	7.3	7.2	7.2	7.2	7.3	7.3	6.9	6.8



- [ ] Ranking at each section and finish
- .-.- No data available at this section
- NA No data available



Horse/Jockey Name	Don Quixote
Final Rank	4
Fastest Section Time (Section)	0:08.34 (Overall)
Top Speed [km/h] (Section)	64.4 (1800m)
Race State	Finished



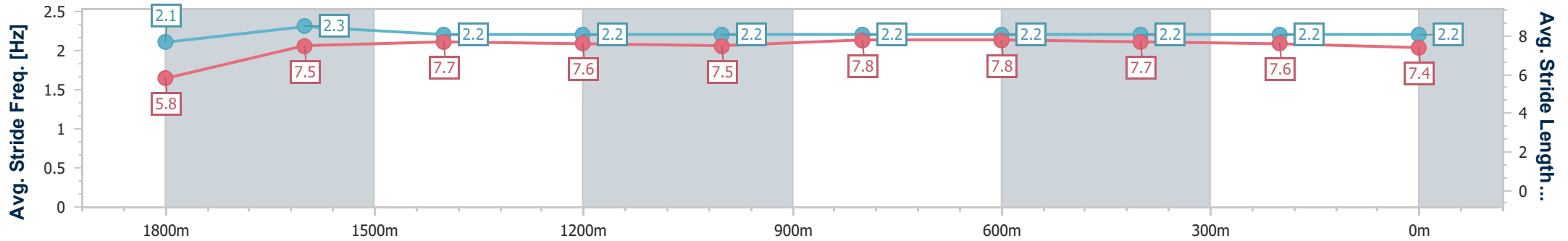
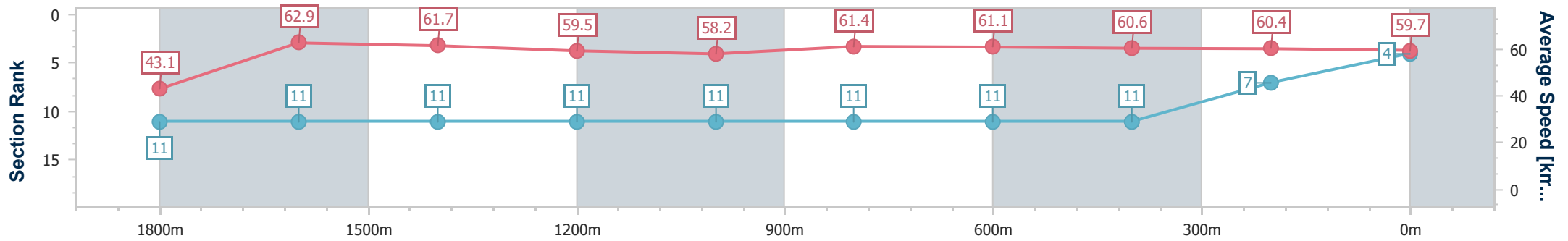
Aquis Park Gold Coast Poly QLD Professional  
Race 7: SCI-FLEET HINO BENCHMARK 58 Handicap - 1900m



20 July 2024 - 15:54

Track Rating: Synthetic, Weather: Fine, Rail Position: True

Section	Overall	1800m	1600m	1400m	1200m	1000m	800m	600m	400m	200m
Section Times	1:56.10 [4] (0:08.34)	1:47.76 [11] (0:11.51)	1:36.25 [11] (0:11.76)	1:24.49 [11] (0:12.28)	1:12.21 [11] (0:12.39)	0:59.82 [11] (0:11.78)	0:48.04 [11] (0:11.91)	0:36.13 [11] (0:12.02)	0:24.11 [11] (0:12.04)	0:12.07 [7] (0:12.07)
Average Speed [km/h]	43.1	62.9	61.7	59.5	58.2	61.4	61.1	60.6	60.4	59.7
Top Speed [km/h]	60.2	64.4	62.7	60.5	59.3	62.4	62.3	62.3	61.0	61.3
Avg. Dist. to Rail [m]	5.2	2.1	2.2	1.9	2.8	2.1	2.0	2.6	5.3	7.0
Avg. Stride Freq. [Hz]	2.1	2.3	2.2	2.2	2.2	2.2	2.2	2.2	2.2	2.2
Avg. Stride Length [m]	5.8	7.5	7.7	7.6	7.5	7.8	7.8	7.7	7.6	7.4



- [ ] Ranking at each section and finish
- .-.- No data available at this section
- NA No data available





Horse/Jockey Name	Osaka Miss
Final Rank	5
Fastest Section Time (Section)	0:08.42 (Overall)
Top Speed [km/h] (Section)	66.2 (1800m)
Race State	Finished



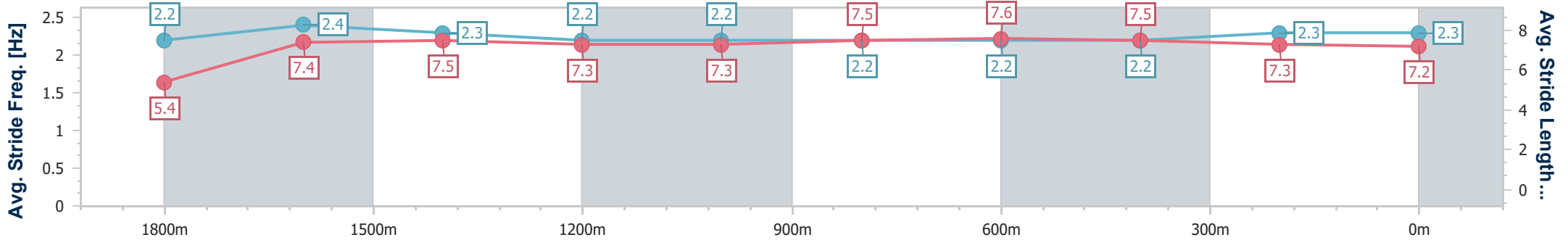
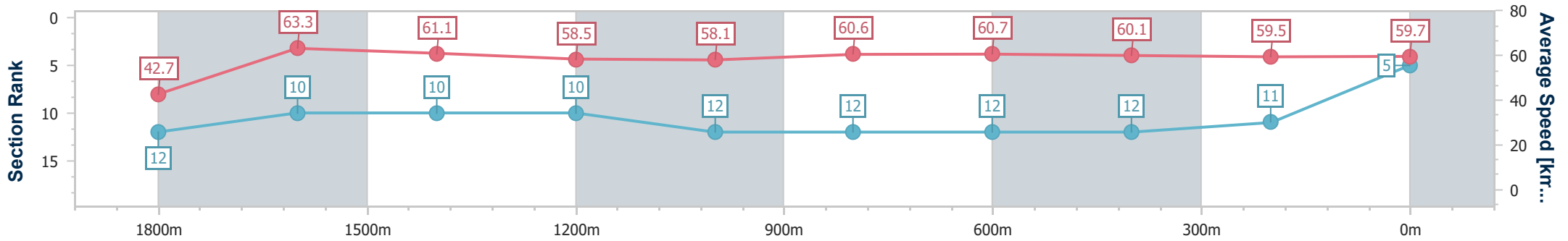
Aquis Park Gold Coast Poly QLD Professional  
Race 7: SCI-FLEET HINO BENCHMARK 58 Handicap - 1900m



20 July 2024 - 15:54

Track Rating: Synthetic, Weather: Fine, Rail Position: True

Section	Overall	1800m	1600m	1400m	1200m	1000m	800m	600m	400m	200m
Section Times	1:56.30 [5] (0:08.42)	1:47.88 [12] (0:11.39)	1:36.49 [10] (0:11.74)	1:24.75 [10] (0:12.31)	1:12.44 [10] (0:12.43)	1:00.01 [12] (0:11.88)	0:48.13 [12] (0:11.92)	0:36.21 [12] (0:12.02)	0:24.19 [12] (0:12.12)	0:12.07 [11] (0:12.07)
Average Speed [km/h]	42.7	63.3	61.1	58.5	58.1	60.6	60.7	60.1	59.5	59.7
Top Speed [km/h]	61.9	66.2	62.2	60.0	59.3	61.9	62.0	61.6	61.1	61.1
Avg. Dist. to Rail [m]	3.2	0.3	0.5	0.2	0.2	0.8	0.7	0.6	2.1	0.7
Avg. Stride Freq. [Hz]	2.2	2.4	2.3	2.2	2.2	2.2	2.2	2.2	2.3	2.3
Avg. Stride Length [m]	5.4	7.4	7.5	7.3	7.3	7.5	7.6	7.5	7.3	7.2



- [ ] Ranking at each section and finish
- .-.- No data available at this section
- NA No data available



Horse/Jockey Name	Imezaaki
Final Rank	6
Fastest Section Time (Section)	0:08.05 (Overall)
Top Speed [km/h] (Section)	66.7 (1800m)
Race State	Finished



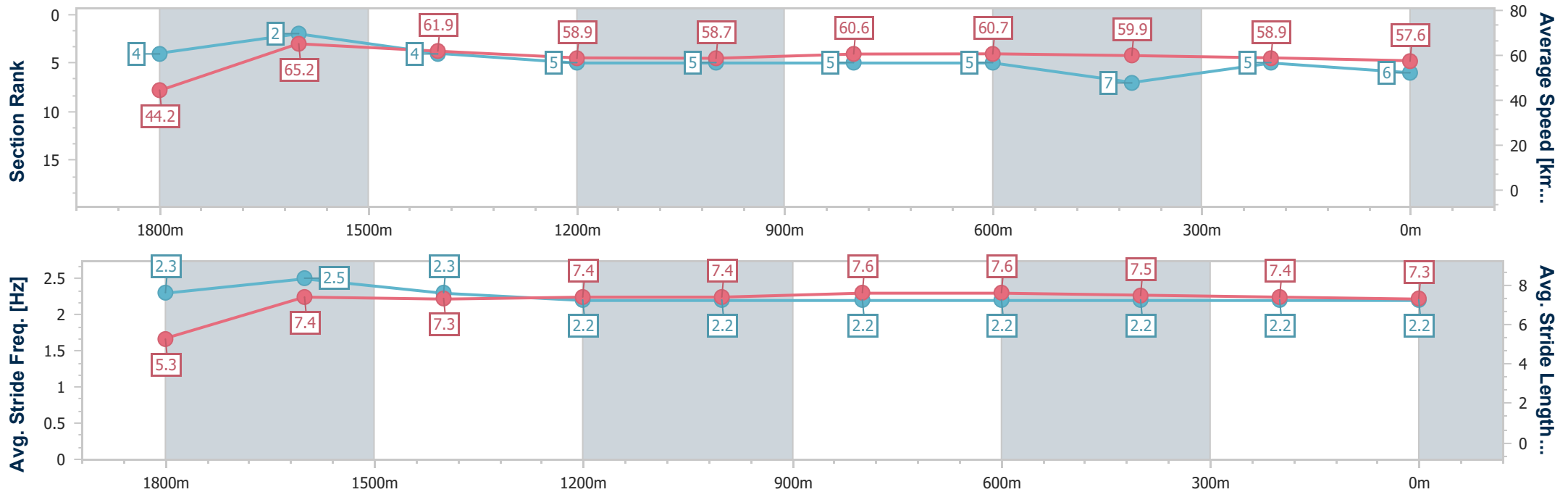
Aquis Park Gold Coast Poly QLD Professional  
Race 7: SCI-FLEET HINO BENCHMARK 58 Handicap - 1900m



20 July 2024 - 15:54

Track Rating: Synthetic, Weather: Fine, Rail Position: True

Section	Overall	1800m	1600m	1400m	1200m	1000m	800m	600m	400m	200m
Section Times	1:56.50 [6] (0:08.05)	1:48.45 [4] (0:11.02)	1:37.43 [2] (0:11.69)	1:25.74 [4] (0:12.53)	1:13.21 [5] (0:12.31)	1:00.90 [5] (0:11.93)	0:48.97 [5] (0:11.96)	0:37.01 [5] (0:12.14)	0:24.87 [7] (0:12.29)	0:12.58 [5] (0:12.58)
Average Speed [km/h]	44.2	65.2	61.9	58.9	58.7	60.6	60.7	59.9	58.9	57.6
Top Speed [km/h]	44.4	66.7	66.4	62.9	59.3	61.9	61.5	61.7	60.5	59.6
Avg. Dist. to Rail [m]	3.4	1.4	2.1	2.0	1.9	1.5	1.2	2.0	4.6	5.2
Avg. Stride Freq. [Hz]	2.3	2.5	2.3	2.2	2.2	2.2	2.2	2.2	2.2	2.2
Avg. Stride Length [m]	5.3	7.4	7.3	7.4	7.4	7.6	7.6	7.5	7.4	7.3



- [ ] Ranking at each section and finish
- .-.- No data available at this section
- NA No data available



Horse/Jockey Name	Kareem
Final Rank	7
Fastest Section Time (Section)	0:08.10 (Overall)
Top Speed [km/h] (Section)	67.2 (1800m)
Race State	Finished



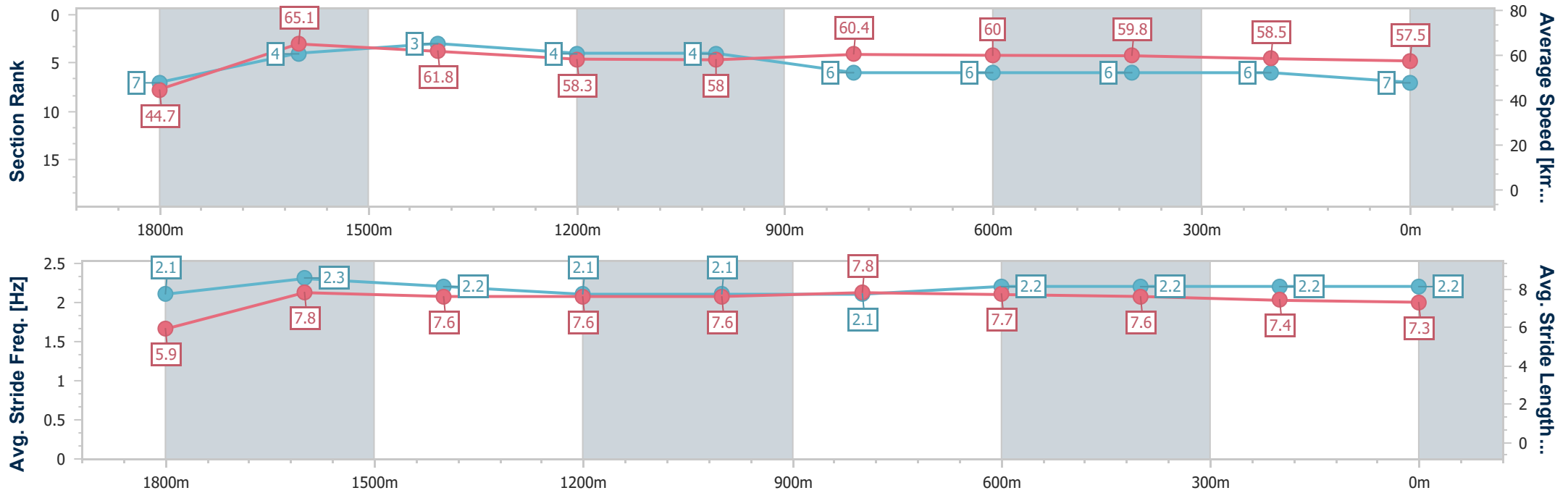
Aquis Park Gold Coast Poly QLD Professional  
Race 7: SCI-FLEET HINO BENCHMARK 58 Handicap - 1900m



20 July 2024 - 15:54

Track Rating: Synthetic, Weather: Fine, Rail Position: True

Section	Overall	1800m	1600m	1400m	1200m	1000m	800m	600m	400m	200m
Section Times	1:56.53 [7] (0:08.10)	1:48.43 [7] (0:11.06)	1:37.37 [4] (0:11.60)	1:25.77 [3] (0:12.37)	1:13.40 [4] (0:12.42)	1:00.98 [4] (0:11.98)	0:49.00 [6] (0:12.00)	0:37.00 [6] (0:12.06)	0:24.94 [6] (0:12.34)	0:12.60 [6] (0:12.60)
Average Speed [km/h]	44.7	65.1	61.8	58.3	58.0	60.4	60.0	59.8	58.5	57.5
Top Speed [km/h]	63.9	67.2	62.8	60.4	61.2	61.4	61.0	61.2	59.1	58.0
Avg. Dist. to Rail [m]	1.0	0.4	0.3	0.3	0.9	0.6	0.5	0.5	1.9	3.5
Avg. Stride Freq. [Hz]	2.1	2.3	2.2	2.1	2.1	2.1	2.2	2.2	2.2	2.2
Avg. Stride Length [m]	5.9	7.8	7.6	7.6	7.6	7.8	7.7	7.6	7.4	7.3



- [ ] Ranking at each section and finish
- .-.- No data available at this section
- NA No data available



Horse/Jockey Name	Irene's Best
Final Rank	8
Fastest Section Time (Section)	0:08.29 (Overall)
Top Speed [km/h] (Section)	64.7 (1800m)
Race State	Finished



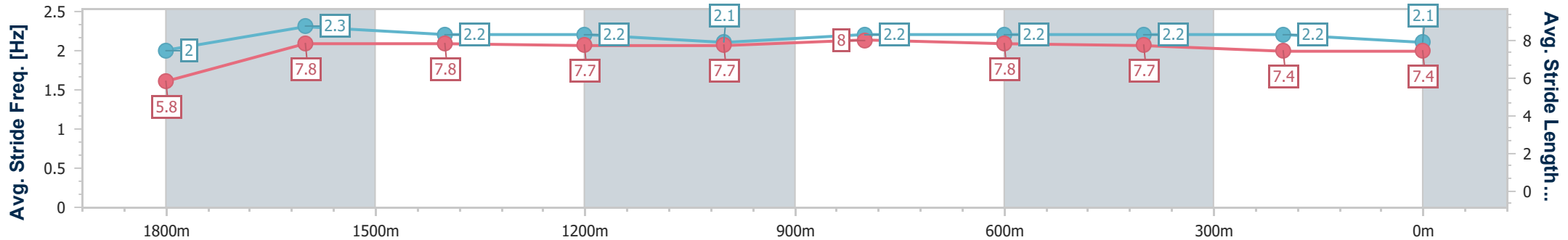
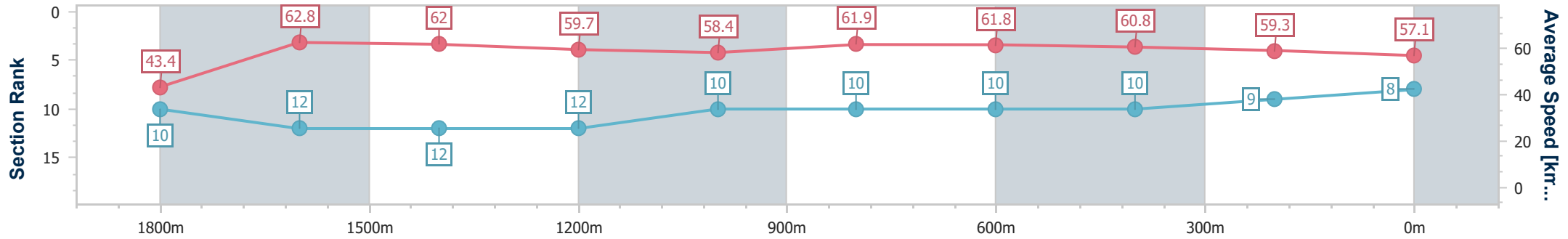
Aquis Park Gold Coast Poly QLD Professional  
Race 7: SCI-FLEET HINO BENCHMARK 58 Handicap - 1900m



20 July 2024 - 15:54

Track Rating: Synthetic, Weather: Fine, Rail Position: True

Section	Overall	1800m	1600m	1400m	1200m	1000m	800m	600m	400m	200m
Section Times	1:56.81 [8] (0:08.29)	1:48.52 [10] (0:11.61)	1:36.91 [12] (0:11.73)	1:25.18 [12] (0:12.33)	1:12.85 [12] (0:12.32)	1:00.53 [10] (0:11.77)	0:48.76 [10] (0:11.81)	0:36.95 [10] (0:12.02)	0:24.93 [10] (0:12.29)	0:12.64 [9] (0:12.64)
Average Speed [km/h]	43.4	62.8	62.0	59.7	58.4	61.9	61.8	60.8	59.3	57.1
Top Speed [km/h]	57.6	64.7	63.3	60.7	59.1	63.0	63.0	62.8	60.5	58.5
Avg. Dist. to Rail [m]	9.0	3.9	3.5	3.0	3.7	3.0	2.8	3.2	6.3	7.3
Avg. Stride Freq. [Hz]	2.0	2.3	2.2	2.2	2.1	2.2	2.2	2.2	2.2	2.1
Avg. Stride Length [m]	5.8	7.8	7.8	7.7	7.7	8.0	7.8	7.7	7.4	7.4



- [ ] Ranking at each section and finish
- .-.- No data available at this section
- NA No data available



Horse/Jockey Name	Livingstones
Final Rank	9
Fastest Section Time (Section)	0:07.99 (Overall)
Top Speed [km/h] (Section)	65.0 (1800m)
Race State	Finished



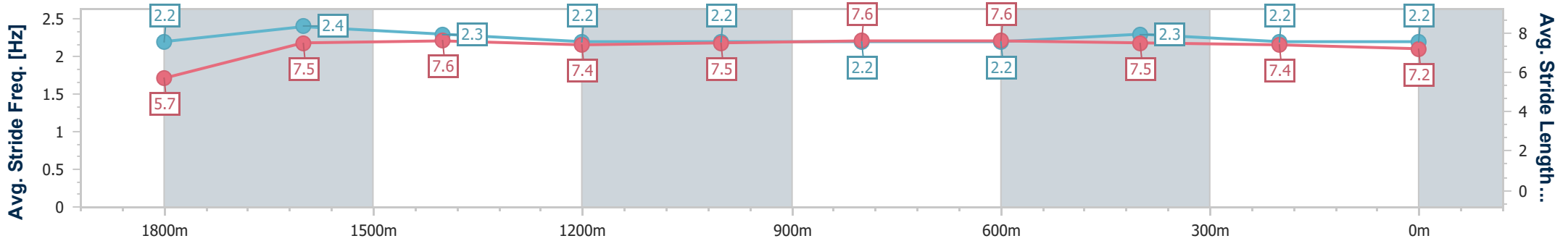
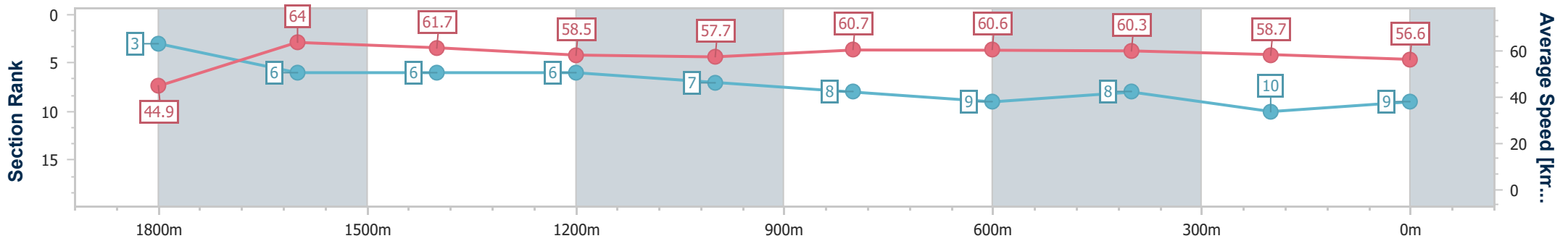
Aquis Park Gold Coast Poly QLD Professional  
Race 7: SCI-FLEET HINO BENCHMARK 58 Handicap - 1900m



20 July 2024 - 15:54

Track Rating: Synthetic, Weather: Fine, Rail Position: True

Section	Overall	1800m	1600m	1400m	1200m	1000m	800m	600m	400m	200m
Section Times	1:56.98 [9] (0:07.99)	1:48.99 [3] (0:11.33)	1:37.66 [6] (0:11.69)	1:25.97 [6] (0:12.48)	1:13.49 [6] (0:12.45)	1:01.04 [7] (0:11.91)	0:49.13 [8] (0:12.00)	0:37.13 [9] (0:11.99)	0:25.14 [8] (0:12.35)	0:12.79 [10] (0:12.79)
Average Speed [km/h]	44.9	64.0	61.7	58.5	57.7	60.7	60.6	60.3	58.7	56.6
Top Speed [km/h]	61.6	65.0	62.6	60.2	60.3	61.4	61.1	61.4	59.4	58.1
Avg. Dist. to Rail [m]	1.5	1.1	1.4	1.6	2.0	1.7	1.4	1.5	3.6	5.3
Avg. Stride Freq. [Hz]	2.2	2.4	2.3	2.2	2.2	2.2	2.2	2.3	2.2	2.2
Avg. Stride Length [m]	5.7	7.5	7.6	7.4	7.5	7.6	7.6	7.5	7.4	7.2



- [ ] Ranking at each section and finish
- .-.- No data available at this section
- NA No data available



Horse/Jockey Name	Born To Be Alive
Final Rank	10
Fastest Section Time (Section)	0:07.84 (Overall)
Top Speed [km/h] (Section)	67.0 (1800m)
Race State	Finished



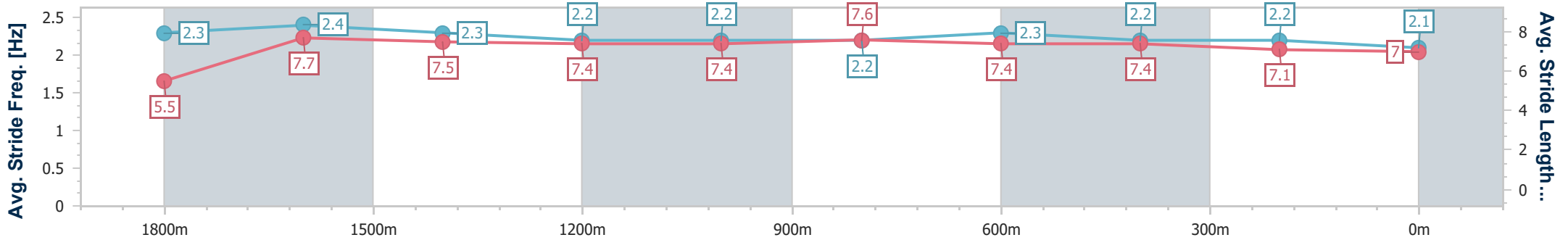
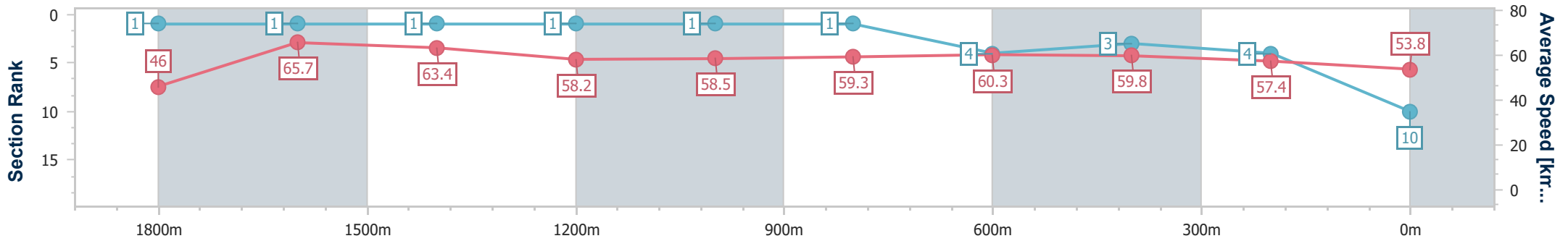
Aquis Park Gold Coast Poly QLD Professional  
Race 7: SCI-FLEET HINO BENCHMARK 58 Handicap - 1900m



20 July 2024 - 15:54

Track Rating: Synthetic, Weather: Fine, Rail Position: True

Section	Overall	1800m	1600m	1400m	1200m	1000m	800m	600m	400m	200m
Section Times	1:57.31 [10] (0:07.84)	1:49.47 [1] (0:11.07)	1:38.40 [1] (0:11.47)	1:26.93 [1] (0:12.45)	1:14.48 [1] (0:12.34)	1:02.14 [1] (0:12.13)	0:50.01 [1] (0:12.00)	0:38.01 [4] (0:12.02)	0:25.99 [3] (0:12.54)	0:13.45 [4] (0:13.45)
Average Speed [km/h]	46.0	65.7	63.4	58.2	58.5	59.3	60.3	59.8	57.4	53.8
Top Speed [km/h]	63.5	67.0	65.3	62.5	61.1	60.7	61.3	61.5	58.4	55.8
Avg. Dist. to Rail [m]	10.1	4.1	1.9	1.0	1.4	1.0	0.7	0.4	0.8	1.4
Avg. Stride Freq. [Hz]	2.3	2.4	2.3	2.2	2.2	2.2	2.3	2.2	2.2	2.1
Avg. Stride Length [m]	5.5	7.7	7.5	7.4	7.4	7.6	7.4	7.4	7.1	7.0



- [ ] Ranking at each section and finish
- .-.- No data available at this section
- NA No data available



Horse/Jockey Name	Lady Townson
Final Rank	11
Fastest Section Time (Section)	0:08.08 (Overall)
Top Speed [km/h] (Section)	67.5 (1800m)
Race State	Finished



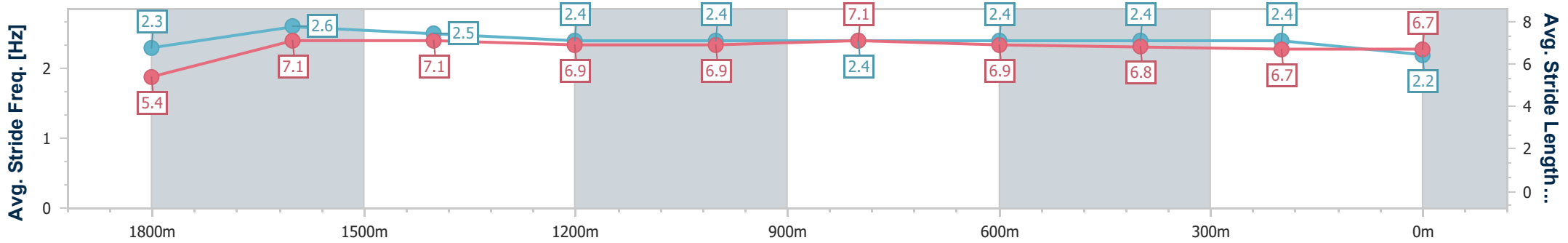
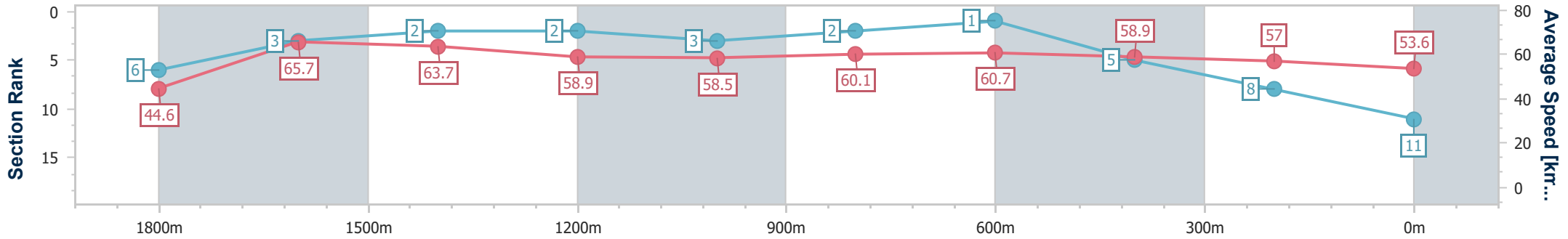
Aquis Park Gold Coast Poly QLD Professional  
Race 7: SCI-FLEET HINO BENCHMARK 58 Handicap - 1900m



20 July 2024 - 15:54

Track Rating: Synthetic, Weather: Fine, Rail Position: True

Section	Overall	1800m	1600m	1400m	1200m	1000m	800m	600m	400m	200m
Section Times	1:57.65 [11] (0:08.08)	1:49.57 [6] (0:11.07)	1:38.50 [3] (0:11.43)	1:27.07 [2] (0:12.44)	1:14.63 [2] (0:12.28)	1:02.35 [3] (0:12.03)	0:50.32 [2] (0:11.90)	0:38.42 [1] (0:12.27)	0:26.15 [5] (0:12.65)	0:13.50 [8] (0:13.50)
Average Speed [km/h]	44.6	65.7	63.7	58.9	58.5	60.1	60.7	58.9	57.0	53.6
Top Speed [km/h]	62.4	67.5	64.6	61.3	61.0	61.5	61.5	60.5	59.2	56.5
Avg. Dist. to Rail [m]	4.3	2.4	4.0	1.9	1.3	1.4	0.7	1.3	2.5	4.0
Avg. Stride Freq. [Hz]	2.3	2.6	2.5	2.4	2.4	2.4	2.4	2.4	2.4	2.2
Avg. Stride Length [m]	5.4	7.1	7.1	6.9	6.9	7.1	6.9	6.8	6.7	6.7



- [ ] Ranking at each section and finish
- .-.- No data available at this section
- NA No data available



Horse/Jockey Name	Drake Passage
Final Rank	12
Fastest Section Time (Section)	0:08.07 (Overall)
Top Speed [km/h] (Section)	63.9 (1800m)
Race State	Finished



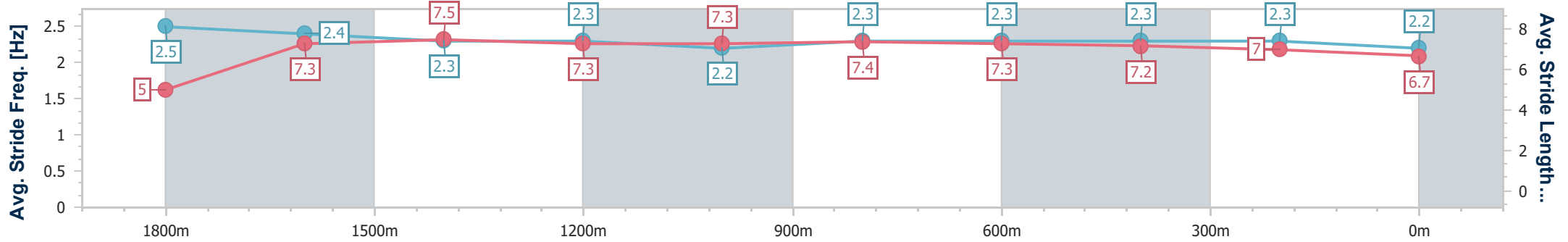
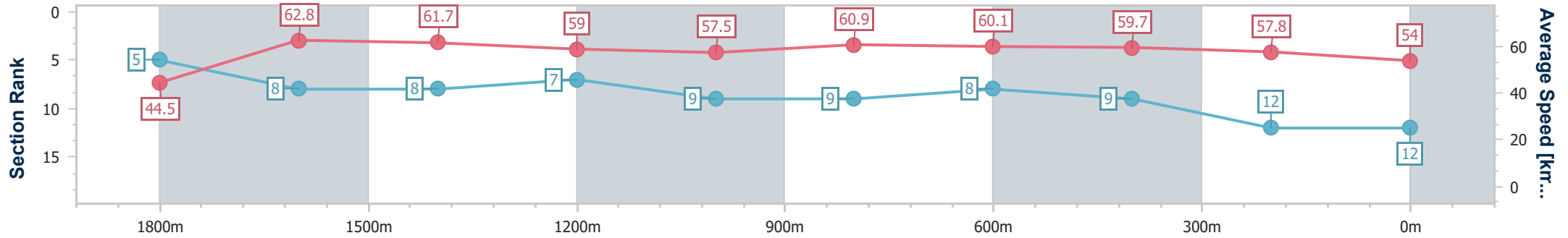
Aquis Park Gold Coast Poly QLD Professional  
Race 7: SCI-FLEET HINO BENCHMARK 58 Handicap - 1900m



20 July 2024 - 15:54

Track Rating: Synthetic, Weather: Fine, Rail Position: True

Section	Overall	1800m	1600m	1400m	1200m	1000m	800m	600m	400m	200m
Section Times	1:57.69 [12] (0:08.07)	1:49.62 [5] (0:11.46)	1:38.16 [8] (0:11.69)	1:26.47 [8] (0:12.33)	1:14.14 [7] (0:12.52)	1:01.62 [9] (0:11.80)	0:49.82 [9] (0:11.94)	0:37.88 [8] (0:12.05)	0:25.83 [9] (0:12.48)	0:13.35 [12] (0:13.35)
Average Speed [km/h]	44.5	62.8	61.7	59.0	57.5	60.9	60.1	59.7	57.8	54.0
Top Speed [km/h]	62.6	63.9	62.9	61.0	60.0	61.8	61.2	61.1	59.1	56.5
Avg. Dist. to Rail [m]	0.6	0.5	1.2	1.0	0.2	0.4	0.5	0.3	1.1	0.3
Avg. Stride Freq. [Hz]	2.5	2.4	2.3	2.3	2.2	2.3	2.3	2.3	2.3	2.2
Avg. Stride Length [m]	5.0	7.3	7.5	7.3	7.3	7.4	7.3	7.2	7.0	6.7



- [ ] Ranking at each section and finish
- .-.- No data available at this section
- NA No data available