



**Aquis Park Gold Coast Poly QLD Professional**  
**Race 8: JARED POOLE DESIGN ARCHITECTS BENCHMARK 58**  
**Handicap - 1540m**  
**20 July 2024 - 16:32**



Track Rating: Synthetic, Weather: Fine, Rail Position: True

Section		Overall	1400m	1200m	1000m	800m	600m	400m	Last 600m				
Field Times		1:31.91 (0:10.19)	1:21.72 (0:11.48)	1:10.24 (0:11.76)	0:58.48 (0:11.68)	0:46.80 (0:11.46)	0:35.34 (0:11.49)	0:23.85 (0:11.70)	0:35.34				
Rank	TAB Horse/Jockey	Barrier	Top Speed [km/h]	Fastest Section									Distance Travelled [m]
1	12 LUTON HOO Micheal Hellyer	11	65.0	0:10.26	1:31.91 [1] (0:10.26)	1:21.65 [2] (0:11.60)	1:10.05 [2] (0:11.73)	0:58.32 [2] (0:11.62)	0:46.70 [2] (0:11.42)	0:35.28 [2] (0:11.43)	0:23.85 [1] (0:11.70)	0:35.28	
2	15 GREGARIOUS Jai Williams	1	64.9	0:10.19	1:32.12 [2] (0:10.19)	1:21.93 [1] (0:11.48)	1:10.45 [1] (0:11.76)	0:58.69 [1] (0:11.68)	0:47.01 [1] (0:11.46)	0:35.55 [1] (0:11.50)	0:24.05 [2] (0:11.79)	0:35.55	-6
3	6 TUQIRI Paul Hammersley	18	65.3	0:10.83	1:32.54 [3] (0:10.83)	1:21.71 [9] (0:11.91)	1:09.80 [10] (0:11.70)	0:58.10 [10] (0:11.81)	0:46.29 [10] (0:11.44)	0:34.85 [9] (0:11.50)	0:23.35 [9] (0:11.56)	0:34.85	+7
4	10 TOROS Danny Peisley	13	64.9	0:10.32	1:32.60 [4] (0:10.32)	1:22.28 [3] (0:11.71)	1:10.57 [3] (0:11.72)	0:58.85 [3] (0:11.75)	0:47.10 [3] (0:11.47)	0:35.63 [3] (0:11.56)	0:24.07 [3] (0:11.77)	0:35.63	+4
5	14 THE GOLDEN SOUL Adin Thompson	6	64.7	0:10.37	1:32.95 [5] (0:10.37)	1:22.58 [4] (0:11.72)	1:10.86 [4] (0:11.79)	0:59.07 [4] (0:11.75)	0:47.32 [4] (0:11.56)	0:35.76 [4] (0:11.43)	0:24.33 [4] (0:11.85)	0:35.76	-6
6	18 EL KABONG Glenn Cahill	5	64.6	0:10.66	1:33.04 [6] (0:10.66)	1:22.38 [7] (0:11.62)	1:10.76 [6] (0:11.75)	0:59.01 [6] (0:11.79)	0:47.22 [6] (0:11.58)	0:35.64 [5] (0:11.59)	0:24.05 [5] (0:11.82)	0:35.64	-2
7	11 KASEAR Dan McGillivray	12	63.7	0:10.50	1:33.14 [7] (0:10.50)	1:22.64 [5] (0:11.74)	1:10.90 [5] (0:11.72)	0:59.18 [5] (0:11.80)	0:47.38 [5] (0:11.66)	0:35.72 [6] (0:11.73)	0:23.99 [7] (0:11.88)	0:35.72	+4
8	4 MISSION TO WIN Sean Cormack	17	64.4	0:10.61	1:33.15 [8] (0:10.61)	1:22.54 [6] (0:11.91)	1:10.63 [8] (0:11.67)	0:58.96 [8] (0:11.82)	0:47.14 [7] (0:11.60)	0:35.54 [8] (0:11.58)	0:23.96 [8] (0:11.74)	0:35.54	+9
9	5 HELL FOLLOWS Kirk Matheson	2	64.1	0:11.11	1:33.41 [9] (0:11.11)	1:22.30 [11] (0:11.84)	1:10.46 [11] (0:11.71)	0:58.75 [11] (0:11.77)	0:46.98 [11] (0:11.56)	0:35.42 [11] (0:11.76)	0:23.66 [11] (0:11.68)	0:35.42	-4
10	16 REAL MINT Girish Goomany	3	63.0	0:10.68	1:33.57 [10] (0:10.68)	1:22.89 [8] (0:11.75)	1:11.14 [7] (0:11.74)	0:59.40 [7] (0:11.87)	0:47.53 [8] (0:11.66)	0:35.87 [10] (0:11.87)	0:24.00 [10] (0:11.79)	0:35.87	-8

Scratched: Lyndall (#19), A Certain Maybe (#2), Avoid The Misstres (#17), Friend In Need (#7), Matte Black (#8), Rolling Rock (#1), Kareem (#3), Pauli (#20)

[ ] Ranking at each section and finish  
 -:-:- No data available at this section  
 NA No data available  
 SCN Saddle cloth number  
 DNF Did not finish  
 DNT Did not track



**Aquis Park Gold Coast Poly QLD Professional**  
**Race 8: JARED POOLE DESIGN ARCHITECTS BENCHMARK 58**  
**Handicap - 1540m**  
**20 July 2024 - 16:32**



Track Rating: Synthetic, Weather: Fine, Rail Position: True

Section	Overall	1400m	1200m	1000m	800m	600m	400m	Last 600m
Field Times	1:31.91 (0:10.19)	1:21.72 (0:11.48)	1:10.24 (0:11.76)	0:58.48 (0:11.68)	0:46.80 (0:11.46)	0:35.34 (0:11.49)	0:23.85 (0:11.70)	0:35.34

Rank	TAB	Horse/Jockey	Barrier	Top Speed [km/h]	Fastest Section	Overall	1400m	1200m	1000m	800m	600m	400m	Last 600m	Distance Travelled [m]
11	9	REPHRASE Scott Galloway	19	64.5 1400m	0:10.98 Overall	1:33.83 [11] (0:10.98)	1:22.85 [10] (0:11.59)	1:11.26 [9] (0:11.70)	0:59.56 [9] (0:11.79)	0:47.77 [9] (0:11.50)	0:36.27 [7] (0:11.48)	0:24.79 [6] (0:11.89)	0:36.27	-4
12	13	SUPER FENKEL Casey Waddell	20	63.5 800m	0:11.20 Overall	1:34.26 [12] (0:11.20)	1:23.06 [12] (0:11.87)	1:11.19 [12] (0:11.74)	0:59.45 [12] (0:11.83)	0:47.62 [12] (0:11.54)	0:36.08 [12] (0:11.75)	0:24.33 [12] (0:11.88)	0:36.08	+2

Scratched: Lyndall (#19), A Certain Maybe (#2), Avoid The Misstres (#17), Friend In Need (#7), Matte Black (#8), Rolling Rock (#1), Kareem (#3), Pauli (#20)

[ ] Ranking at each section and finish  
 -:-:- No data available at this section  
 NA No data available

SCN Saddle cloth number  
 DNF Did not finish  
 DNT Did not track



**Aquis Park Gold Coast Poly QLD Professional**  
**Race 8: JARED POOLE DESIGN ARCHITECTS BENCHMARK 58**  
**Handicap - 1540m**  
**20 July 2024 - 16:32**



Track Rating: Synthetic, Weather: Fine, Rail Position: True

Section				200m				Last 600m	
Field Times				0:12.15 (0:12.15)				0:35.34	
Rank	TAB	Horse/Jockey	Barrier	Top Speed [km/h]	Fastest Section	Margin			Distance Travelled [m]
1	12	LUTON HOO Micheal Hellyer	11	65.0 800m	0:10.26 Overall	0:12.15 [1] (0:12.15)	1:31.91		0:35.28
2	15	GREGARIOUS Jai Williams	1	64.9 600m	0:10.19 Overall	0:12.26 [2] (0:12.26)	1L		0:35.55 -6
3	6	TUQIRI Paul Hammersley	18	65.3 600m	0:10.83 Overall	0:11.79 [5] (0:11.79)	3.3L		0:34.85 +7
4	10	TOROS Danny Peisley	13	64.9 800m	0:10.32 Overall	0:12.30 [3] (0:12.30)	3.5L		0:35.63 +4
5	14	THE GOLDEN SOUL Adin Thompson	6	64.7 600m	0:10.37 Overall	0:12.48 [4] (0:12.48)	5.5L		0:35.76 -6
6	18	EL KABONG Glenn Cahill	5	64.6 600m	0:10.66 Overall	0:12.23 [6] (0:12.23)	6L		0:35.64 -2
7	11	KASEAR Dan McGillivray	12	63.7 800m	0:10.50 Overall	0:12.11 [9] (0:12.11)	6.5L		0:35.72 +4
8	4	MISSION TO WIN Sean Cormack	17	64.4 600m	0:10.61 Overall	0:12.22 [8] (0:12.22)	6.6L		0:35.54 +9
9	5	HELL FOLLOWS Kirk Matheson	2	64.1 600m	0:11.11 Overall	0:11.98 [11] (0:11.98)	8.1L		0:35.42 -4
10	16	REAL MINT Girish Goomany	3	63.0 1400m	0:10.68 Overall	0:12.21 [10] (0:12.21)	8.9L		0:35.87 -8

Scratched: Lyndall (#19), A Certain Maybe (#2), Avoid The Misstres (#17), Friend In Need (#7), Matte Black (#8), Rolling Rock (#1), Kareem (#3), Pauli (#20)

Report Created: Sat 20 July 2024 16:45 GMT+10 (Note: Timing is based on position data)

Page 3/16

[ ] Ranking at each section and finish  
 -:-:- No data available at this section  
 NA No data available

SCN Saddle cloth number  
 DNF Did not finish  
 DNT Did not track

data processed by TRIPLESDATA



**Aquis Park Gold Coast Poly QLD Professional**  
**Race 8: JARED POOLE DESIGN ARCHITECTS BENCHMARK 58**  
**Handicap - 1540m**  
**20 July 2024 - 16:32**



Track Rating: Synthetic, Weather: Fine, Rail Position: True

Section				200m				Last 600m		
Field Times				0:12.15 (0:12.15)				0:35.34		
Rank	TAB	Horse/Jockey	Barrier	Top Speed [km/h]	Fastest Section	Margin			Distance Travelled [m]	
11	9	REPHRASE	19	64.5	0:10.98	0:12.90 [7]	10.4L		0:36.27	-4
		Scott Galloway		1400m	Overall	(0:12.90)				
12	13	SUPER FENKEL	20	63.5	0:11.20	0:12.45 [12]	12.9L		0:36.08	+2
		Casey Waddell		800m	Overall	(0:12.45)				

Scratched: Lyndall (#19), A Certain Maybe (#2), Avoid The Misstres (#17), Friend In Need (#7), Matte Black (#8), Rolling Rock (#1), Kareem (#3), Pauli (#20)

[ ] Ranking at each section and finish  
 -:-:- No data available at this section  
 NA No data available

SCN Saddle cloth number  
 DNF Did not finish  
 DNT Did not track



Horse/Jockey Name	Luton Hoo
Final Rank	1
Fastest Section Time (Section)	0:10.26 (Overall)
Top Speed [km/h] (Section)	65.0 (800m)
Race State	Finished

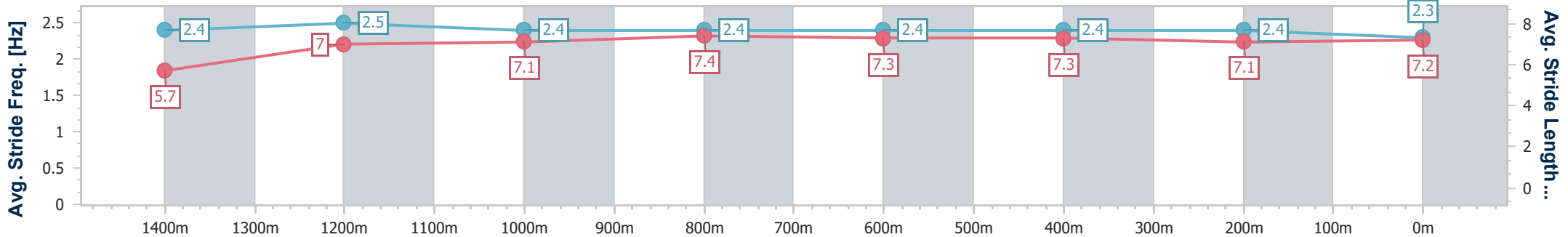
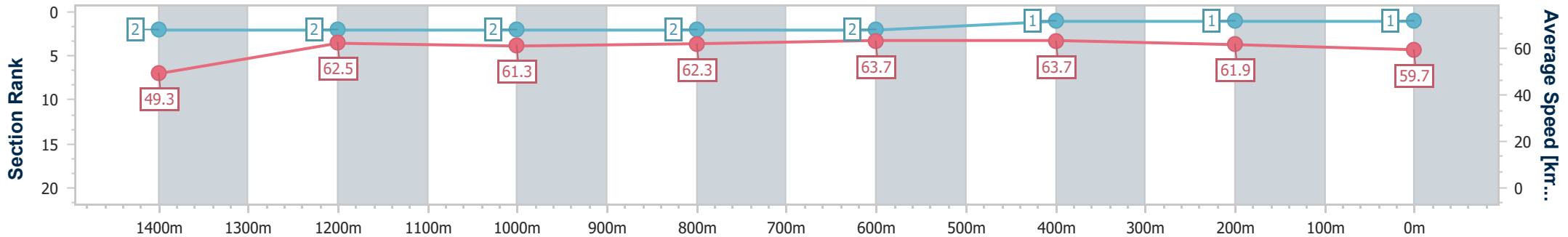


Aquis Park Gold Coast Poly QLD Professional  
 Race 8: JARED POOLE DESIGN ARCHITECTS BENCHMARK 58  
 Handicap - 1540m  
 20 July 2024 - 16:32



Track Rating: Synthetic, Weather: Fine, Rail Position: True

Section	Overall	1400m	1200m	1000m	800m	600m	400m	200m
Section Times	1:31.91 [1] (0:10.26)	1:21.65 [2] (0:11.60)	1:10.05 [2] (0:11.73)	0:58.32 [2] (0:11.62)	0:46.70 [2] (0:11.42)	0:35.28 [2] (0:11.43)	0:23.85 [1] (0:11.70)	0:12.15 [1] (0:12.15)
Average Speed [km/h]	49.3	62.5	61.3	62.3	63.7	63.7	61.9	59.7
Top Speed [km/h]	63.5	63.6	62.5	63.4	65.0	64.4	62.9	61.5
Avg. Dist. to Rail [m]	4.9	1.0	1.2	1.3	2.2	2.2	3.4	4.3
Avg. Stride Freq. [Hz]	2.4	2.5	2.4	2.4	2.4	2.4	2.4	2.3
Avg. Stride Length [m]	5.7	7.0	7.1	7.4	7.3	7.3	7.1	7.2



- [ ] Ranking at each section and finish
- .-.- No data available at this section
- NA No data available



Horse/Jockey Name	Gregarious
Final Rank	2
Fastest Section Time (Section)	0:10.19 (Overall)
Top Speed [km/h] (Section)	64.9 (600m)
Race State	Finished

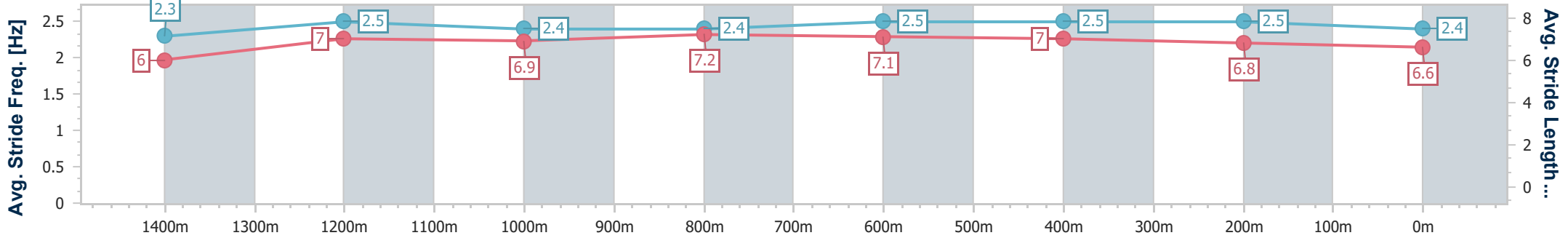
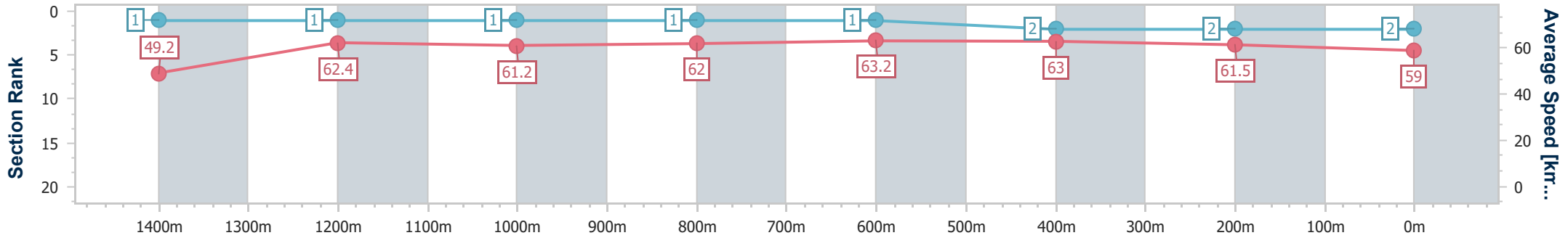


Aquis Park Gold Coast Poly QLD Professional  
 Race 8: JARED POOLE DESIGN ARCHITECTS BENCHMARK 58  
 Handicap - 1540m  
 20 July 2024 - 16:32



Track Rating: Synthetic, Weather: Fine, Rail Position: True

Section	Overall	1400m	1200m	1000m	800m	600m	400m	200m
Section Times	1:32.12 [2] (0:10.19)	1:21.93 [1] (0:11.48)	1:10.45 [1] (0:11.76)	0:58.69 [1] (0:11.68)	0:47.01 [1] (0:11.46)	0:35.55 [1] (0:11.50)	0:24.05 [2] (0:11.79)	0:12.26 [2] (0:12.26)
Average Speed [km/h]	49.2	62.4	61.2	62.0	63.2	63.0	61.5	59.0
Top Speed [km/h]	64.0	64.0	62.1	63.2	64.8	64.9	62.8	60.6
Avg. Dist. to Rail [m]	1.3	0.9	0.5	1.1	1.1	1.3	3.9	5.2
Avg. Stride Freq. [Hz]	2.3	2.5	2.4	2.4	2.5	2.5	2.5	2.4
Avg. Stride Length [m]	6.0	7.0	6.9	7.2	7.1	7.0	6.8	6.6



- [ ] Ranking at each section and finish
- .-.- No data available at this section
- NA No data available



Horse/Jockey Name	Tuqiri
Final Rank	3
Fastest Section Time (Section)	0:10.83 (Overall)
Top Speed [km/h] (Section)	65.3 (600m)
Race State	Finished

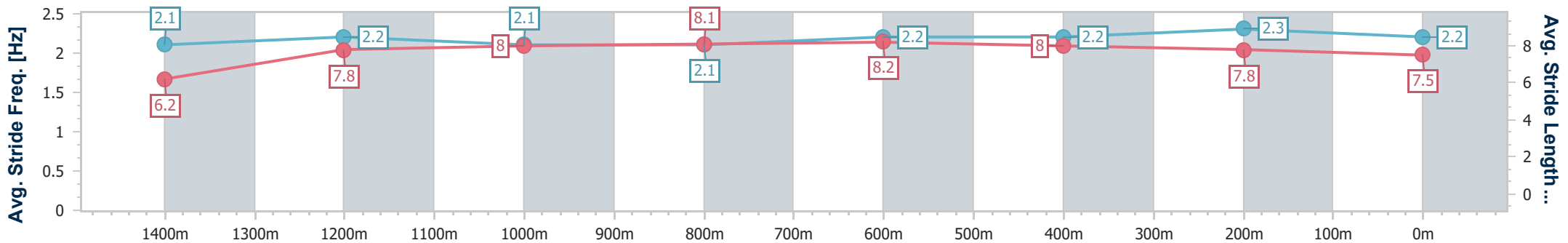
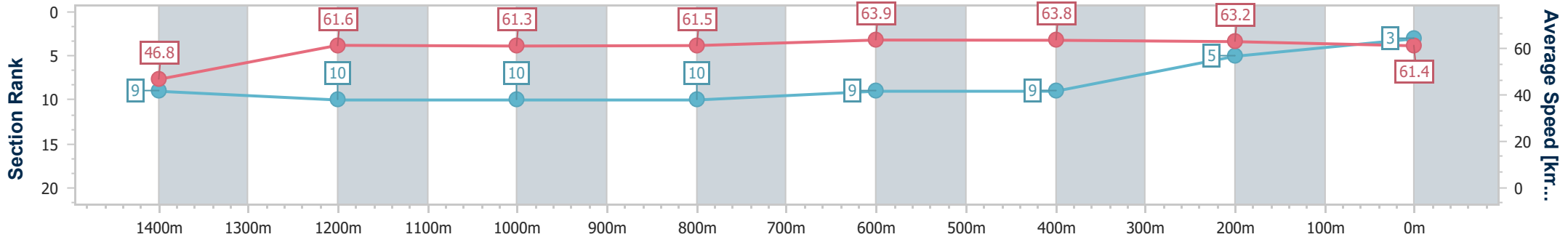


Aquis Park Gold Coast Poly QLD Professional  
 Race 8: JARED POOLE DESIGN ARCHITECTS BENCHMARK 58  
 Handicap - 1540m  
 20 July 2024 - 16:32



Track Rating: Synthetic, Weather: Fine, Rail Position: True

Section	Overall	1400m	1200m	1000m	800m	600m	400m	200m
Section Times	1:32.54 [3] (0:10.83)	1:21.71 [9] (0:11.91)	1:09.80 [10] (0:11.70)	0:58.10 [10] (0:11.81)	0:46.29 [10] (0:11.44)	0:34.85 [9] (0:11.50)	0:23.35 [9] (0:11.56)	0:11.79 [5] (0:11.79)
Average Speed [km/h]	46.8	61.6	61.3	61.5	63.9	63.8	63.2	61.4
Top Speed [km/h]	59.6	63.4	62.1	63.2	64.2	65.3	64.2	63.0
Avg. Dist. to Rail [m]	8.9	2.4	2.6	3.0	2.5	4.1	7.1	7.2
Avg. Stride Freq. [Hz]	2.1	2.2	2.1	2.1	2.2	2.2	2.3	2.2
Avg. Stride Length [m]	6.2	7.8	8.0	8.1	8.2	8.0	7.8	7.5



- [ ] Ranking at each section and finish
- .-.- No data available at this section
- NA No data available



Horse/Jockey Name	Toros
Final Rank	4
Fastest Section Time (Section)	0:10.32 (Overall)
Top Speed [km/h] (Section)	64.9 (800m)
Race State	Finished

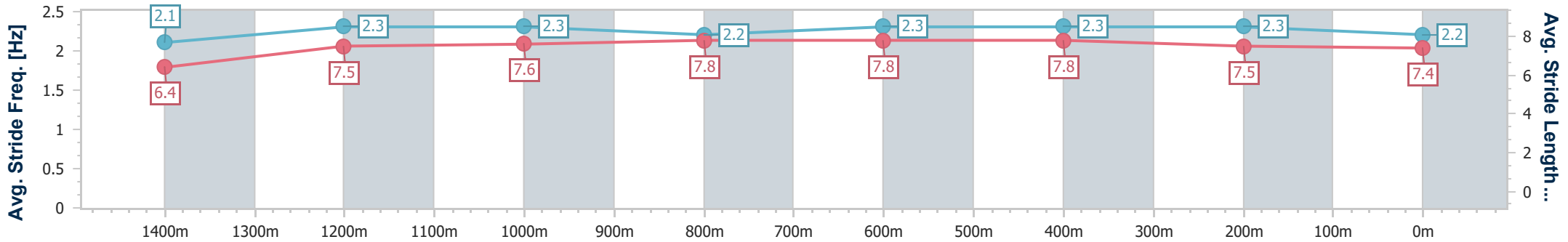
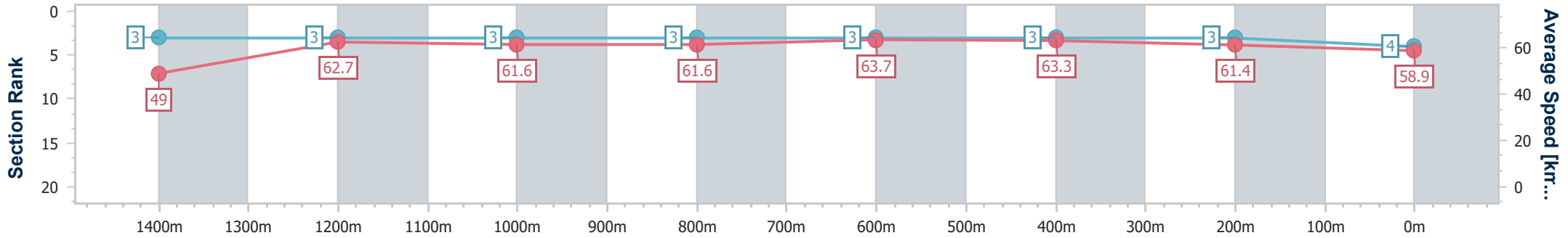


Aquis Park Gold Coast Poly QLD Professional  
 Race 8: JARED POOLE DESIGN ARCHITECTS BENCHMARK 58  
 Handicap - 1540m  
 20 July 2024 - 16:32



Track Rating: Synthetic, Weather: Fine, Rail Position: True

Section	Overall	1400m	1200m	1000m	800m	600m	400m	200m
Section Times	1:32.60 [4] (0:10.32)	1:22.28 [3] (0:11.71)	1:10.57 [3] (0:11.72)	0:58.85 [3] (0:11.75)	0:47.10 [3] (0:11.47)	0:35.63 [3] (0:11.56)	0:24.07 [3] (0:11.77)	0:12.30 [3] (0:12.30)
Average Speed [km/h]	49.0	62.7	61.6	61.6	63.7	63.3	61.4	58.9
Top Speed [km/h]	64.3	64.3	62.6	62.8	64.9	64.7	62.6	60.1
Avg. Dist. to Rail [m]	7.1	2.8	2.8	2.2	2.9	3.5	3.7	5.1
Avg. Stride Freq. [Hz]	2.1	2.3	2.3	2.2	2.3	2.3	2.3	2.2
Avg. Stride Length [m]	6.4	7.5	7.6	7.8	7.8	7.8	7.5	7.4



- [ ] Ranking at each section and finish
- .-.- No data available at this section
- NA No data available





Horse/Jockey Name	The Golden Soul
Final Rank	5
Fastest Section Time (Section)	0:10.37 (Overall)
Top Speed [km/h] (Section)	64.7 (600m)
Race State	Finished

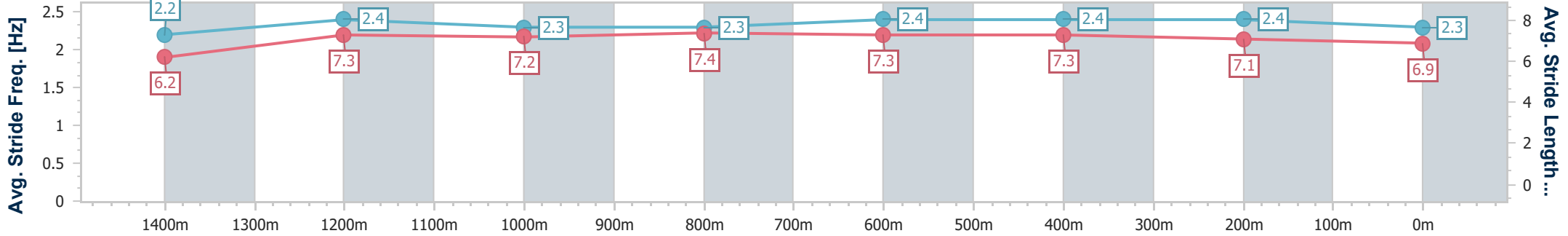
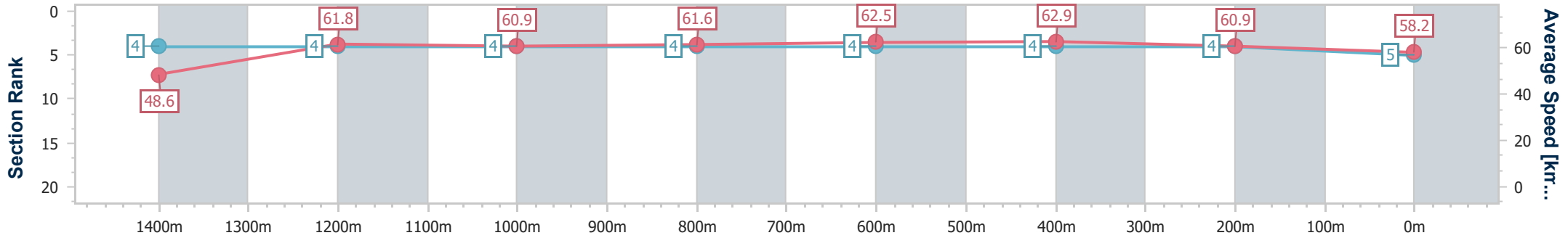


Aquis Park Gold Coast Poly QLD Professional  
 Race 8: JARED POOLE DESIGN ARCHITECTS BENCHMARK 58  
 Handicap - 1540m  
 20 July 2024 - 16:32



Track Rating: Synthetic, Weather: Fine, Rail Position: True

Section	Overall	1400m	1200m	1000m	800m	600m	400m	200m
Section Times	1:32.95 [5] (0:10.37)	1:22.58 [4] (0:11.72)	1:10.86 [4] (0:11.79)	0:59.07 [4] (0:11.75)	0:47.32 [4] (0:11.56)	0:35.76 [4] (0:11.43)	0:24.33 [4] (0:11.85)	0:12.48 [4] (0:12.48)
Average Speed [km/h]	48.6	61.8	60.9	61.6	62.5	62.9	60.9	58.2
Top Speed [km/h]	61.2	63.1	62.0	62.3	64.4	64.7	62.3	60.9
Avg. Dist. to Rail [m]	3.9	0.4	0.8	0.7	0.9	0.7	0.5	0.2
Avg. Stride Freq. [Hz]	2.2	2.4	2.3	2.3	2.4	2.4	2.4	2.3
Avg. Stride Length [m]	6.2	7.3	7.2	7.4	7.3	7.3	7.1	6.9



- [ ] Ranking at each section and finish
- .-.- No data available at this section
- NA No data available



Horse/Jockey Name	El Kabong
Final Rank	6
Fastest Section Time (Section)	0:10.66 (Overall)
Top Speed [km/h] (Section)	64.6 (600m)
Race State	Finished

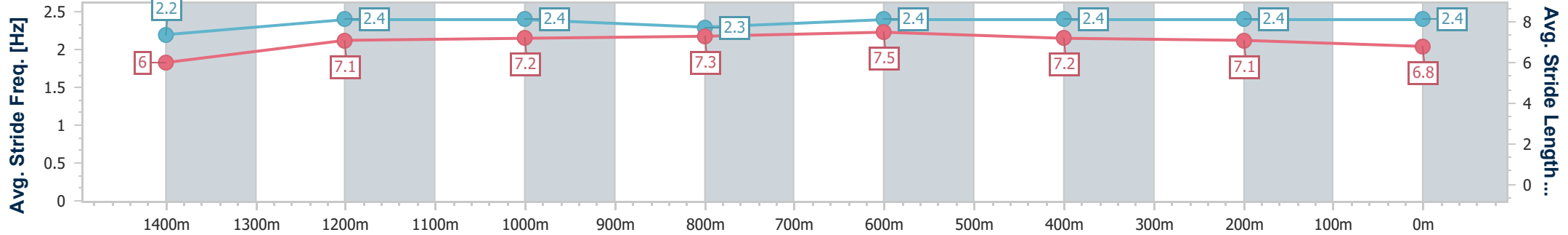
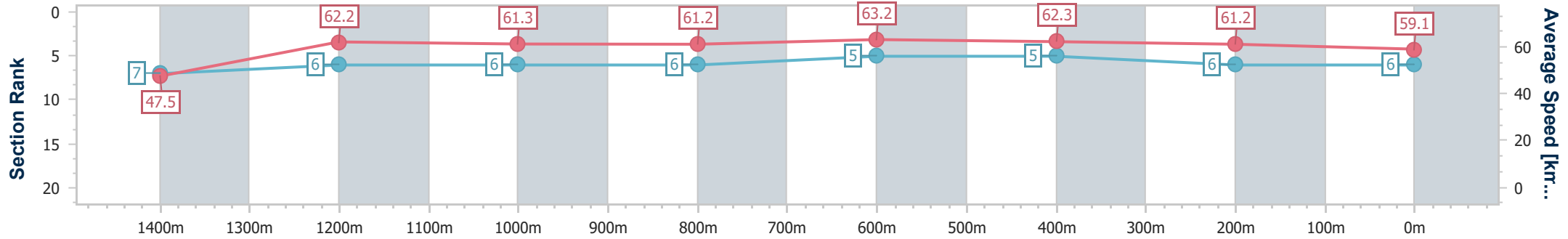


Aquis Park Gold Coast Poly QLD Professional  
 Race 8: JARED POOLE DESIGN ARCHITECTS BENCHMARK 58  
 Handicap - 1540m  
 20 July 2024 - 16:32



Track Rating: Synthetic, Weather: Fine, Rail Position: True

Section	Overall	1400m	1200m	1000m	800m	600m	400m	200m
Section Times	1:33.04 [6] (0:10.66)	1:22.38 [7] (0:11.62)	1:10.76 [6] (0:11.75)	0:59.01 [6] (0:11.79)	0:47.22 [6] (0:11.58)	0:35.64 [5] (0:11.59)	0:24.05 [5] (0:11.82)	0:12.23 [6] (0:12.23)
Average Speed [km/h]	47.5	62.2	61.3	61.2	63.2	62.3	61.2	59.1
Top Speed [km/h]	63.0	63.3	62.9	63.3	64.6	64.6	62.5	60.8
Avg. Dist. to Rail [m]	3.2	0.8	1.7	1.7	2.3	1.4	2.0	2.6
Avg. Stride Freq. [Hz]	2.2	2.4	2.4	2.3	2.4	2.4	2.4	2.4
Avg. Stride Length [m]	6.0	7.1	7.2	7.3	7.5	7.2	7.1	6.8



- [ ] Ranking at each section and finish
- .-.- No data available at this section
- NA No data available



Horse/Jockey Name	Kasear
Final Rank	7
Fastest Section Time (Section)	0:10.50 (Overall)
Top Speed [km/h] (Section)	63.7 (800m)
Race State	Finished

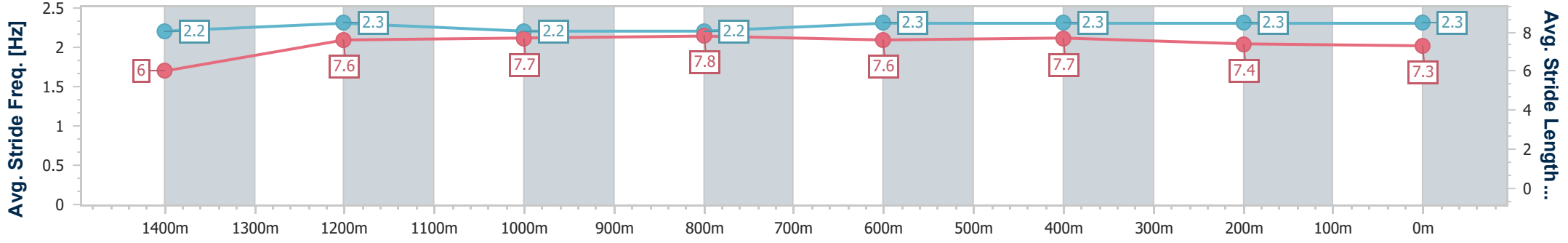
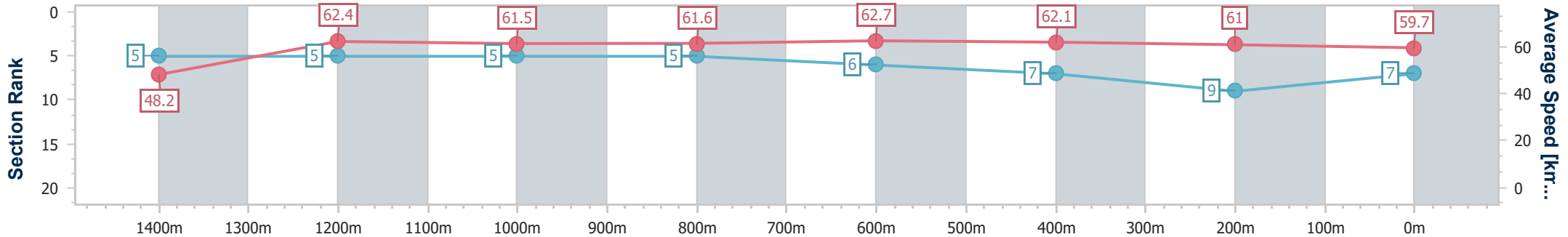


Aquis Park Gold Coast Poly QLD Professional  
 Race 8: JARED POOLE DESIGN ARCHITECTS BENCHMARK 58  
 Handicap - 1540m  
 20 July 2024 - 16:32



Track Rating: Synthetic, Weather: Fine, Rail Position: True

Section	Overall	1400m	1200m	1000m	800m	600m	400m	200m
Section Times	1:33.14 [7] (0:10.50)	1:22.64 [5] (0:11.74)	1:10.90 [5] (0:11.72)	0:59.18 [5] (0:11.80)	0:47.38 [5] (0:11.66)	0:35.72 [6] (0:11.73)	0:23.99 [7] (0:11.88)	0:12.11 [9] (0:12.11)
Average Speed [km/h]	48.2	62.4	61.5	61.6	62.7	62.1	61.0	59.7
Top Speed [km/h]	62.5	62.8	62.8	63.4	63.7	63.6	61.7	61.3
Avg. Dist. to Rail [m]	5.4	2.4	4.2	4.1	3.1	2.6	3.1	3.4
Avg. Stride Freq. [Hz]	2.2	2.3	2.2	2.2	2.3	2.3	2.3	2.3
Avg. Stride Length [m]	6.0	7.6	7.7	7.8	7.6	7.7	7.4	7.3



- [ ] Ranking at each section and finish
- .-.- No data available at this section
- NA No data available



Horse/Jockey Name	Mission To Win
Final Rank	8
Fastest Section Time (Section)	0:10.61 (Overall)
Top Speed [km/h] (Section)	64.4 (600m)
Race State	Finished

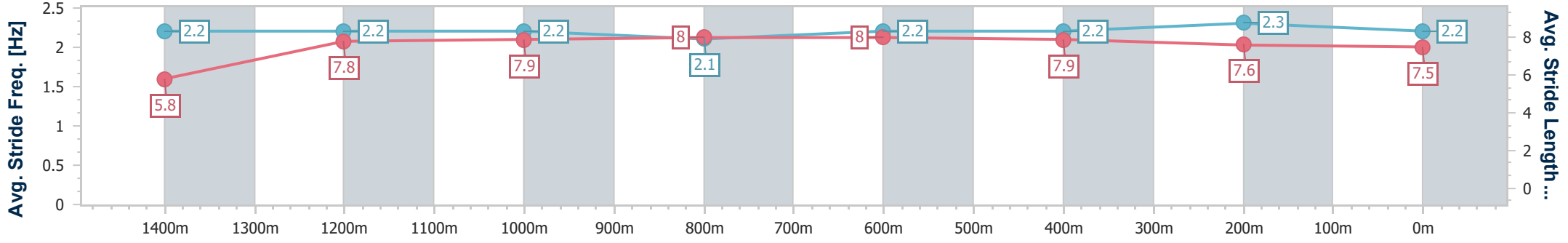
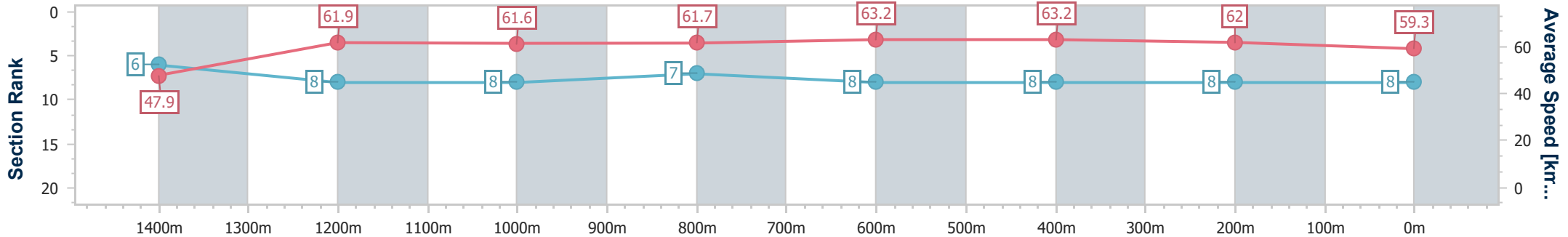


Aquis Park Gold Coast Poly QLD Professional  
 Race 8: JARED POOLE DESIGN ARCHITECTS BENCHMARK 58  
 Handicap - 1540m  
 20 July 2024 - 16:32



Track Rating: Synthetic, Weather: Fine, Rail Position: True

Section	Overall	1400m	1200m	1000m	800m	600m	400m	200m
Section Times	1:33.15 [8] (0:10.61)	1:22.54 [6] (0:11.91)	1:10.63 [8] (0:11.67)	0:58.96 [8] (0:11.82)	0:47.14 [7] (0:11.60)	0:35.54 [8] (0:11.58)	0:23.96 [8] (0:11.74)	0:12.22 [8] (0:12.22)
Average Speed [km/h]	47.9	61.9	61.6	61.7	63.2	63.2	62.0	59.3
Top Speed [km/h]	62.3	63.6	62.4	63.1	63.6	64.4	62.8	61.2
Avg. Dist. to Rail [m]	8.4	3.3	3.3	2.8	3.4	3.8	6.2	7.3
Avg. Stride Freq. [Hz]	2.2	2.2	2.2	2.1	2.2	2.2	2.3	2.2
Avg. Stride Length [m]	5.8	7.8	7.9	8.0	8.0	7.9	7.6	7.5



- [ ] Ranking at each section and finish
- .-.- No data available at this section
- NA No data available



Horse/Jockey Name	Hell Follows
Final Rank	9
Fastest Section Time (Section)	0:11.11 (Overall)
Top Speed [km/h] (Section)	64.1 (600m)
Race State	Finished

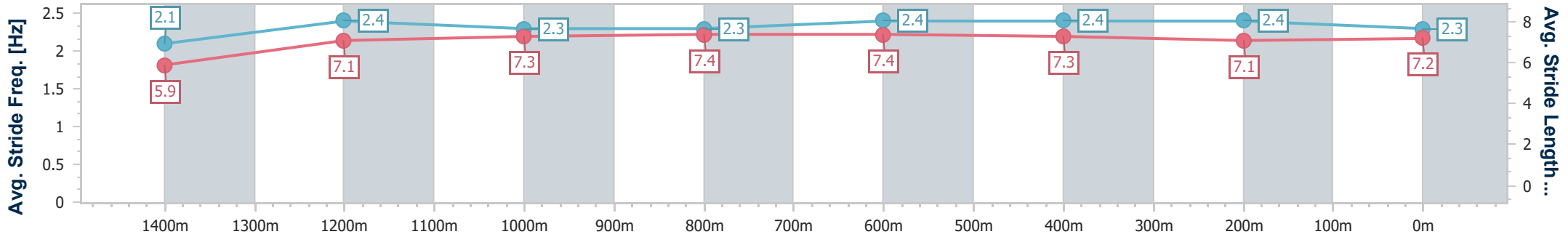
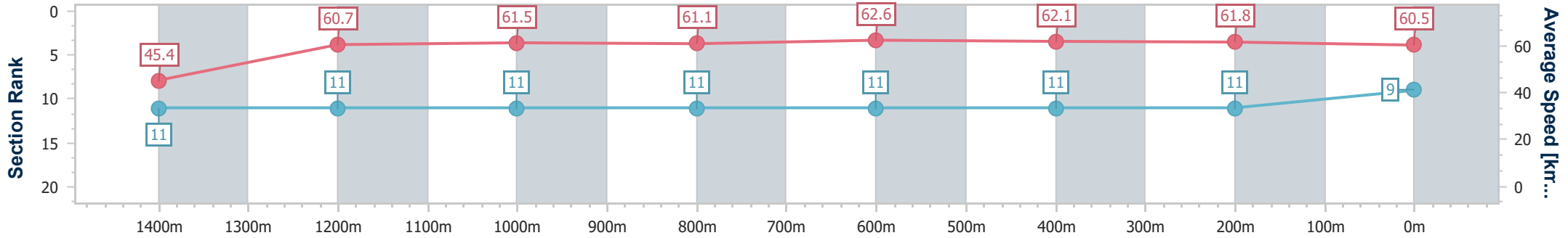


Aquis Park Gold Coast Poly QLD Professional  
 Race 8: JARED POOLE DESIGN ARCHITECTS BENCHMARK 58  
 Handicap - 1540m  
 20 July 2024 - 16:32



Track Rating: Synthetic, Weather: Fine, Rail Position: True

Section	Overall	1400m	1200m	1000m	800m	600m	400m	200m
Section Times	1:33.41 [9] (0:11.11)	1:22.30 [11] (0:11.84)	1:10.46 [11] (0:11.71)	0:58.75 [11] (0:11.77)	0:46.98 [11] (0:11.56)	0:35.42 [11] (0:11.76)	0:23.66 [11] (0:11.68)	0:11.98 [11] (0:11.98)
Average Speed [km/h]	45.4	60.7	61.5	61.1	62.6	62.1	61.8	60.5
Top Speed [km/h]	60.8	61.3	62.3	62.5	63.8	64.1	64.0	63.7
Avg. Dist. to Rail [m]	1.2	0.3	1.0	0.9	1.2	2.1	3.2	4.0
Avg. Stride Freq. [Hz]	2.1	2.4	2.3	2.3	2.4	2.4	2.4	2.3
Avg. Stride Length [m]	5.9	7.1	7.3	7.4	7.4	7.3	7.1	7.2



- [ ] Ranking at each section and finish
- .-.- No data available at this section
- NA No data available



Horse/Jockey Name	Real Mint
Final Rank	10
Fastest Section Time (Section)	0:10.68 (Overall)
Top Speed [km/h] (Section)	63.0 (1400m)
Race State	Finished

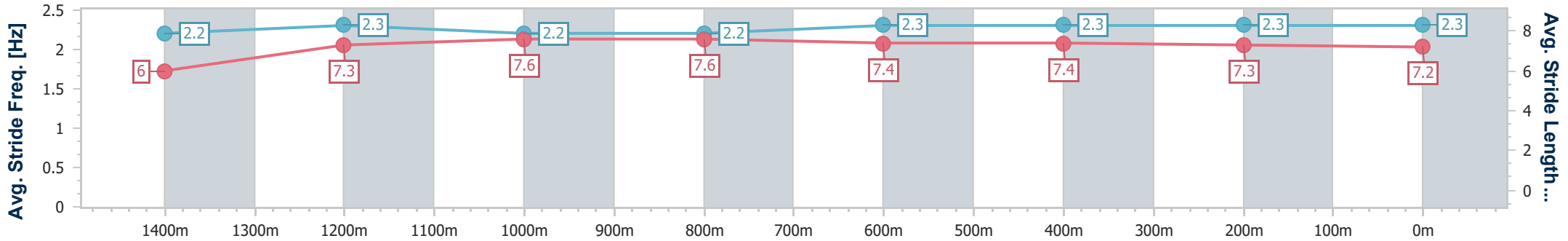
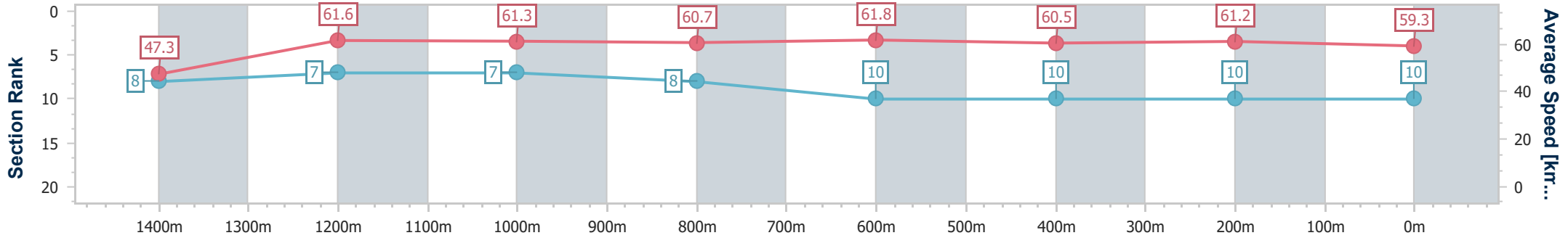


Aquis Park Gold Coast Poly QLD Professional  
 Race 8: JARED POOLE DESIGN ARCHITECTS BENCHMARK 58  
 Handicap - 1540m  
 20 July 2024 - 16:32



Track Rating: Synthetic, Weather: Fine, Rail Position: True

Section	Overall	1400m	1200m	1000m	800m	600m	400m	200m
Section Times	1:33.57 [10] (0:10.68)	1:22.89 [8] (0:11.75)	1:11.14 [7] (0:11.74)	0:59.40 [7] (0:11.87)	0:47.53 [8] (0:11.66)	0:35.87 [10] (0:11.87)	0:24.00 [10] (0:11.79)	0:12.21 [10] (0:12.21)
Average Speed [km/h]	47.3	61.6	61.3	60.7	61.8	60.5	61.2	59.3
Top Speed [km/h]	61.4	63.0	62.3	61.3	62.1	62.0	62.5	61.8
Avg. Dist. to Rail [m]	2.3	0.5	1.0	0.6	0.5	0.5	0.7	0.5
Avg. Stride Freq. [Hz]	2.2	2.3	2.2	2.2	2.3	2.3	2.3	2.3
Avg. Stride Length [m]	6.0	7.3	7.6	7.6	7.4	7.4	7.3	7.2



- [ ] Ranking at each section and finish
- .-.- No data available at this section
- NA No data available



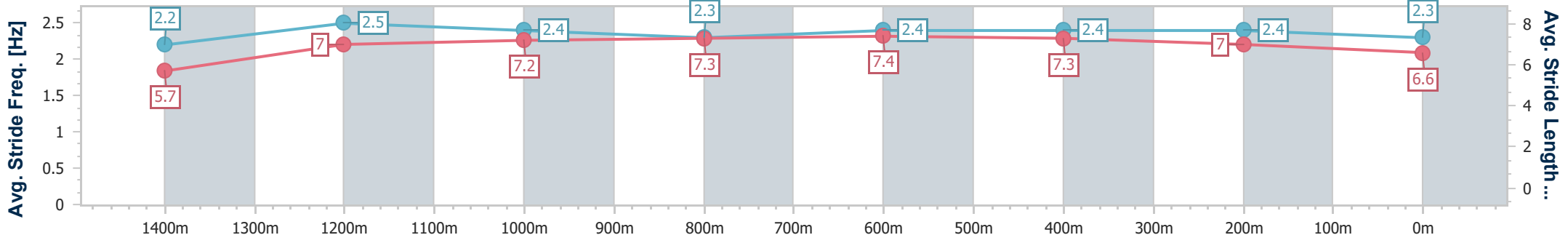
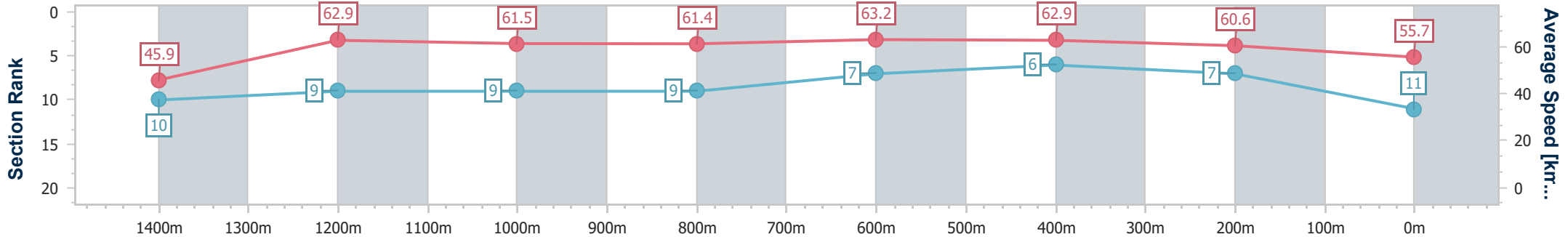
Horse/Jockey Name	Rephrase
Final Rank	11
Fastest Section Time (Section)	0:10.98 (Overall)
Top Speed [km/h] (Section)	64.5 (1400m)
Race State	Finished



**Aquis Park Gold Coast Poly QLD Professional**  
**Race 8: JARED POOLE DESIGN ARCHITECTS BENCHMARK 58**   
 Handicap - 1540m  
 20 July 2024 - 16:32

Track Rating: Synthetic, Weather: Fine, Rail Position: True

Section	Overall	1400m	1200m	1000m	800m	600m	400m	200m
Section Times	1:33.83 [11] (0:10.98)	1:22.85 [10] (0:11.59)	1:11.26 [9] (0:11.70)	0:59.56 [9] (0:11.79)	0:47.77 [9] (0:11.50)	0:36.27 [7] (0:11.48)	0:24.79 [6] (0:11.89)	0:12.90 [7] (0:12.90)
Average Speed [km/h]	45.9	62.9	61.5	61.4	63.2	62.9	60.6	55.7
Top Speed [km/h]	62.1	64.5	62.1	63.2	64.3	64.4	62.4	59.7
Avg. Dist. to Rail [m]	10.4	1.5	1.5	1.7	1.8	0.9	1.5	2.4
Avg. Stride Freq. [Hz]	2.2	2.5	2.4	2.3	2.4	2.4	2.4	2.3
Avg. Stride Length [m]	5.7	7.0	7.2	7.3	7.4	7.3	7.0	6.6



- [ ] Ranking at each section and finish
- .-.- No data available at this section
- NA No data available



Horse/Jockey Name	Super Fenkel
Final Rank	12
Fastest Section Time (Section)	0:11.20 (Overall)
Top Speed [km/h] (Section)	63.5 (800m)
Race State	Finished

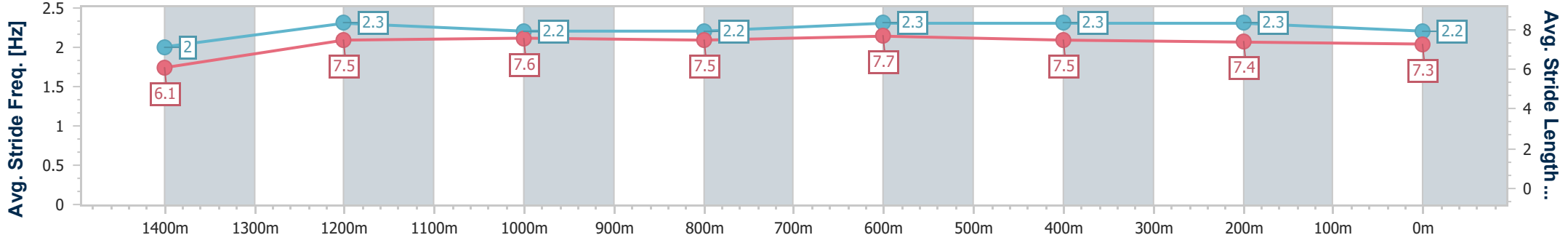
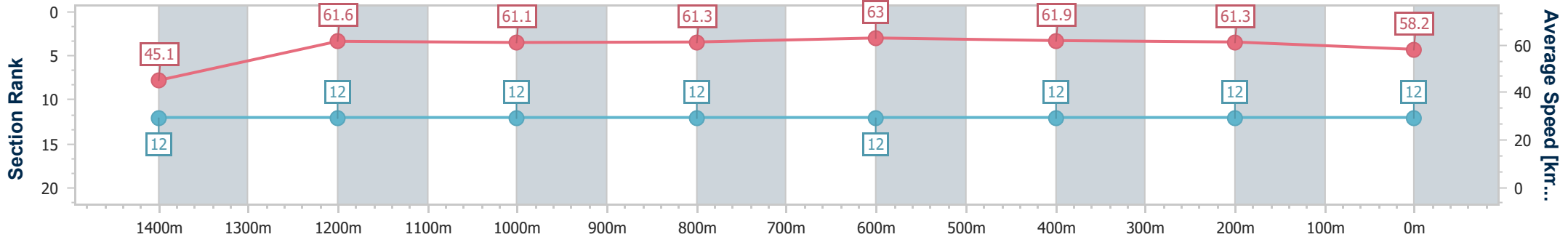


Aquis Park Gold Coast Poly QLD Professional  
 Race 8: JARED POOLE DESIGN ARCHITECTS BENCHMARK 58  
 Handicap - 1540m  
 20 July 2024 - 16:32



Track Rating: Synthetic, Weather: Fine, Rail Position: True

Section	Overall	1400m	1200m	1000m	800m	600m	400m	200m
Section Times	1:34.26 [12] (0:11.20)	1:23.06 [12] (0:11.87)	1:11.19 [12] (0:11.74)	0:59.45 [12] (0:11.83)	0:47.62 [12] (0:11.54)	0:36.08 [12] (0:11.75)	0:24.33 [12] (0:11.88)	0:12.45 [12] (0:12.45)
Average Speed [km/h]	45.1	61.6	61.1	61.3	63.0	61.9	61.3	58.2
Top Speed [km/h]	62.0	62.2	61.9	62.3	63.5	63.2	62.4	60.0
Avg. Dist. to Rail [m]	8.2	1.7	2.5	1.7	1.5	2.7	6.2	7.1
Avg. Stride Freq. [Hz]	2.0	2.3	2.2	2.2	2.3	2.3	2.3	2.2
Avg. Stride Length [m]	6.1	7.5	7.6	7.5	7.7	7.5	7.4	7.3



- [ ] Ranking at each section and finish
- .-.- No data available at this section
- NA No data available