



Toowoomba QLD Professional

Race 3: K&R PLUMBING SUPPLIES BENCHMARK 70 Handicap - 1200m

20 July 2024 - 18:15



Track Rating: Good 4, Weather: Fine, Rail Position: +2m 1400m-1600m; +1m Remainder

Section		Overall	1000m	800m	600m	400m	200m	Last 600m					
Field Times		1:12.69 (0:13.76)	0:58.93 (0:10.99)	0:47.94 (0:11.31)	0:36.63 (0:11.72)	0:24.91 (0:12.24)	0:12.67 (0:12.67)	0:36.63					
Rank	TAB Horse/Jockey	Barrier	Top Speed [km/h]	Fastest Section						Margin	Distance Travelled [m]		
1	2 BOWRIDER Micheal McDonald	9	67.4 1000m	0:11.04 1000m	1:12.69 [1] (0:13.88)	0:58.81 [2] (0:11.04)	0:47.77 [3] (0:11.26)	0:36.51 [3] (0:11.66)	0:24.85 [2] (0:12.18)	0:12.67 [1] (0:12.67)	1:12.69	0:36.51	
2	6 UNCLE RUSS Madeleine Wishart	4	68.7 1000m	0:10.90 1000m	1:12.83 [2] (0:14.25)	0:58.58 [6] (0:10.90)	0:47.68 [5] (0:11.31)	0:36.37 [4] (0:11.69)	0:24.68 [5] (0:11.91)	0:12.77 [2] (0:12.77)	0.8L	0:36.37	+1
3	3 MAYA BAY Dylan Bennett	6	66.2 Overall	0:11.10 1000m	1:12.85 [3] (0:13.96)	0:58.89 [4] (0:11.10)	0:47.79 [4] (0:11.40)	0:36.39 [5] (0:11.65)	0:24.74 [3] (0:12.15)	0:12.59 [4] (0:12.59)	0.9L	0:36.39	+0
4	8 OZARCH Nozi Tomizawa	2	66.1 1000m	0:11.08 1000m	1:13.18 [4] (0:14.36)	0:58.82 [7] (0:11.08)	0:47.74 [6] (0:11.56)	0:36.18 [7] (0:11.80)	0:24.38 [7] (0:11.98)	0:12.40 [6] (0:12.40)	2.7L	0:36.18	-4
5	4 SPOOKY SPIRIT Les Tilley	8	65.9 800m	0:11.33 1000m	1:13.31 [5] (0:14.13)	0:59.18 [5] (0:11.33)	0:47.85 [7] (0:11.38)	0:36.47 [6] (0:11.69)	0:24.78 [6] (0:11.99)	0:12.79 [5] (0:12.79)	3.5L	0:36.47	-2
6	7 BRAVE WARRIOR Amy Graham	1	67.6 1000m	0:10.99 1000m	1:13.48 [6] (0:13.76)	0:59.72 [1] (0:10.99)	0:48.73 [1] (0:11.31)	0:37.42 [1] (0:11.72)	0:25.70 [1] (0:12.35)	0:13.35 [3] (0:13.35)	4.3L	0:37.42	-6
7	5 FESTIVAL PRINCE Olivia Webb	5	66.2 1000m	0:11.05 1000m	1:13.58 [7] (0:14.77)	0:58.81 [9] (0:11.05)	0:47.76 [8] (0:11.42)	0:36.34 [8] (0:11.71)	0:24.63 [8] (0:12.03)	0:12.60 [8] (0:12.60)	4.8L	0:36.34	-2
8	1 MICRO Wayne O'Connell	3	64.9 1000m	0:11.37 1000m	1:13.99 [8] (0:14.59)	0:59.40 [8] (0:11.37)	0:48.03 [9] (0:11.48)	0:36.55 [9] (0:11.82)	0:24.73 [9] (0:12.00)	0:12.73 [9] (0:12.73)	7.1L	0:36.55	-6
9	10 MASTER MAURICE Justin Stanley	7	68.4 Overall	0:10.91 1000m	1:14.73 [9] (0:13.88)	1:00.85 [3] (0:10.91)	0:49.94 [2] (0:11.31)	0:38.63 [2] (0:12.03)	0:26.60 [4] (0:12.78)	0:13.82 [7] (0:13.82)	11.4L	0:38.63	-3

Scratched: Beau Witness (#9), Tattle (#12), Depth Charge (#11), Discerning (#13)

[] Ranking at each section and finish
 -:-:- No data available at this section
 NA No data available

SCN Saddle cloth number
 DNF Did not finish
 DNT Did not track



Horse/Jockey Name	Bowrider
Final Rank	1
Fastest Section Time (Section)	0:11.04 (1000m)
Top Speed [km/h] (Section)	67.4 (1000m)
Race State	Finished



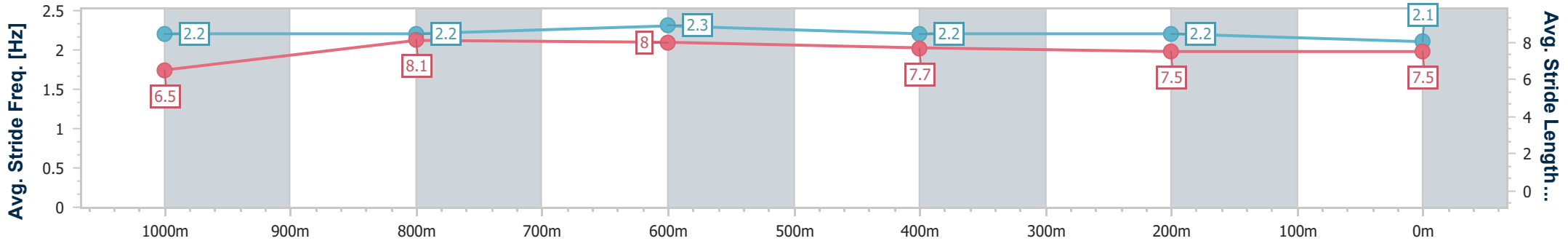
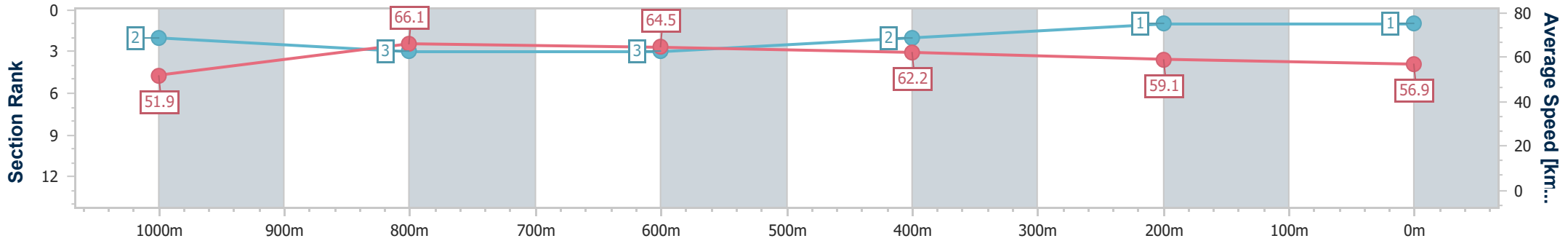
Toowoomba QLD Professional
Race 3: K&R PLUMBING SUPPLIES BENCHMARK 70 Handicap
- 1200m



20 July 2024 - 18:15

Track Rating: Good 4, Weather: Fine, Rail Position: +2m 1400m-1600m; +1m Remainder

Section	Overall	1000m	800m	600m	400m	200m
Section Times	1:12.69 [1] (0:13.88)	0:58.81 [2] (0:11.04)	0:47.77 [3] (0:11.26)	0:36.51 [3] (0:11.66)	0:24.85 [2] (0:12.18)	0:12.67 [1] (0:12.67)
Average Speed [km/h]	51.9	66.1	64.5	62.2	59.1	56.9
Top Speed [km/h]	67.1	67.4	65.3	64.0	59.9	57.7
Avg. Dist. to Rail [m]	10.7	4.3	2.8	1.9	0.3	1.3
Avg. Stride Freq. [Hz]	2.2	2.2	2.3	2.2	2.2	2.1
Avg. Stride Length [m]	6.5	8.1	8.0	7.7	7.5	7.5



- [] Ranking at each section and finish
- .-.- No data available at this section
- NA No data available



Horse/Jockey Name	Uncle Russ
Final Rank	2
Fastest Section Time (Section)	0:10.90 (1000m)
Top Speed [km/h] (Section)	68.7 (1000m)
Race State	Finished



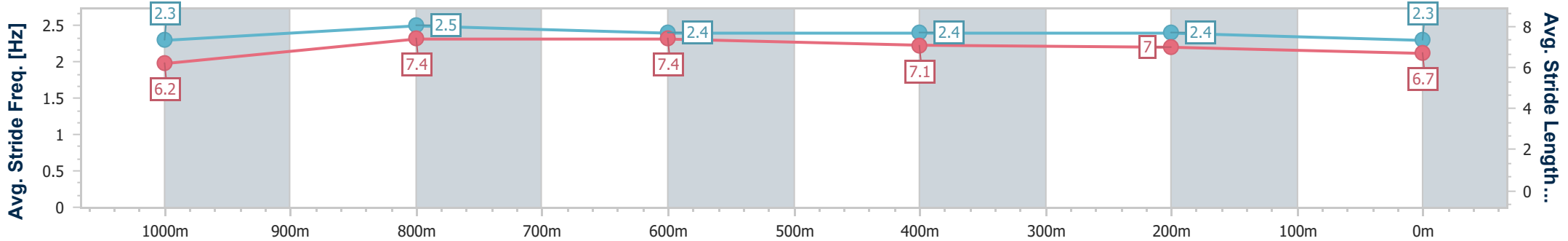
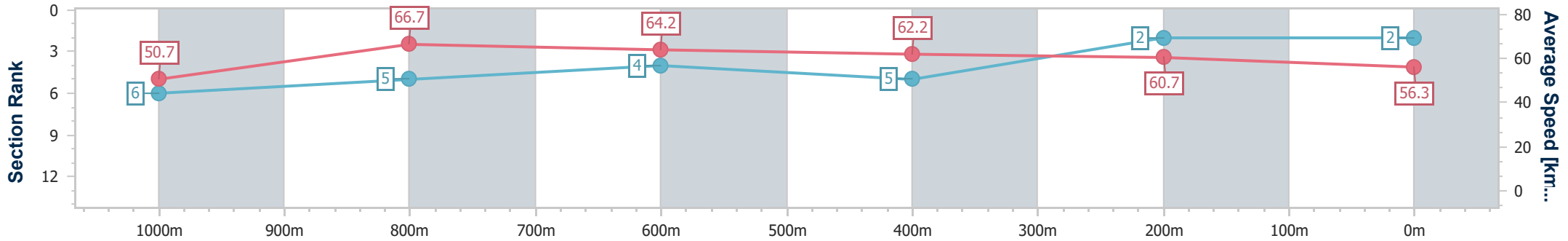
Toowoomba QLD Professional
Race 3: K&R PLUMBING SUPPLIES BENCHMARK 70 Handicap
- 1200m



20 July 2024 - 18:15

Track Rating: Good 4, Weather: Fine, Rail Position: +2m 1400m-1600m; +1m Remainder

Section	Overall	1000m	800m	600m	400m	200m
Section Times	1:12.83 [2] (0:14.25)	0:58.58 [6] (0:10.90)	0:47.68 [5] (0:11.31)	0:36.37 [4] (0:11.69)	0:24.68 [5] (0:11.91)	0:12.77 [2] (0:12.77)
Average Speed [km/h]	50.7	66.7	64.2	62.2	60.7	56.3
Top Speed [km/h]	67.0	68.7	65.4	64.4	62.0	59.6
Avg. Dist. to Rail [m]	5.3	3.0	2.5	1.9	1.9	2.6
Avg. Stride Freq. [Hz]	2.3	2.5	2.4	2.4	2.4	2.3
Avg. Stride Length [m]	6.2	7.4	7.4	7.1	7.0	6.7



- [] Ranking at each section and finish
- .-.- No data available at this section
- NA No data available



Horse/Jockey Name	Maya Bay
Final Rank	3
Fastest Section Time (Section)	0:11.10 (1000m)
Top Speed [km/h] (Section)	66.2 (Overall)
Race State	Finished



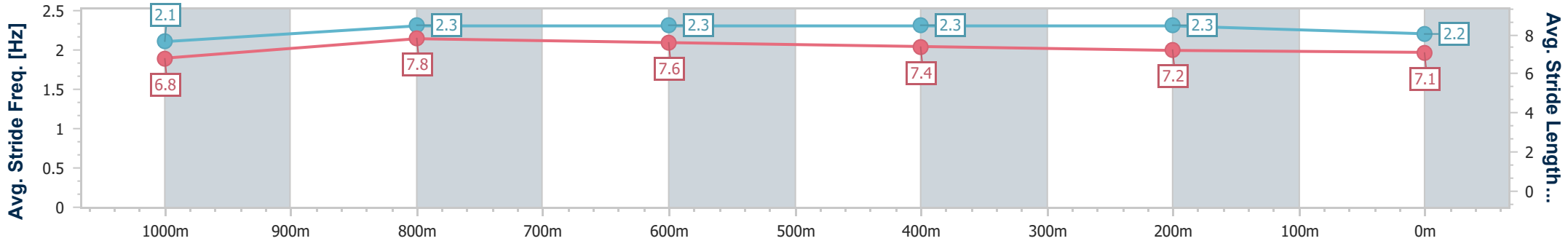
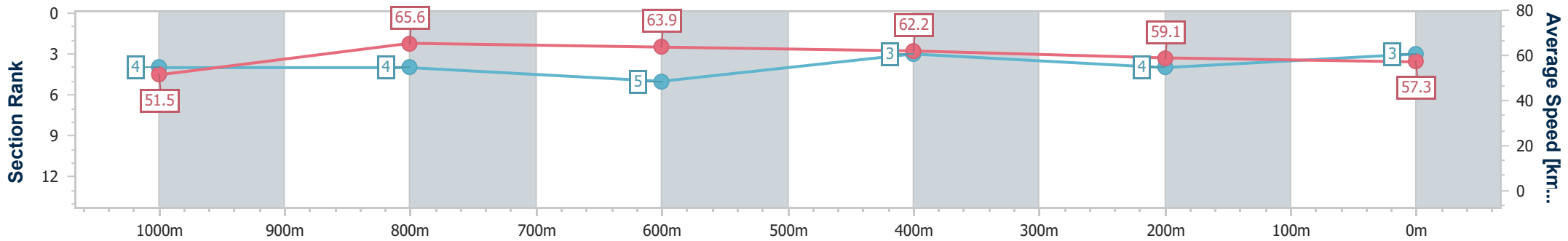
Toowoomba QLD Professional
Race 3: K&R PLUMBING SUPPLIES BENCHMARK 70 Handicap
- 1200m



20 July 2024 - 18:15

Track Rating: Good 4, Weather: Fine, Rail Position: +2m 1400m-1600m; +1m Remainder

Section	Overall	1000m	800m	600m	400m	200m
Section Times	1:12.85 [3] (0:13.96)	0:58.89 [4] (0:11.10)	0:47.79 [4] (0:11.40)	0:36.39 [5] (0:11.65)	0:24.74 [3] (0:12.15)	0:12.59 [4] (0:12.59)
Average Speed [km/h]	51.5	65.6	63.9	62.2	59.1	57.3
Top Speed [km/h]	66.2	66.2	65.4	64.9	61.7	57.8
Avg. Dist. to Rail [m]	6.4	2.8	3.0	1.4	0.6	3.1
Avg. Stride Freq. [Hz]	2.1	2.3	2.3	2.3	2.3	2.2
Avg. Stride Length [m]	6.8	7.8	7.6	7.4	7.2	7.1



- [] Ranking at each section and finish
- .-.- No data available at this section
- NA No data available



Horse/Jockey Name	Ozarch
Final Rank	4
Fastest Section Time (Section)	0:11.08 (1000m)
Top Speed [km/h] (Section)	66.1 (1000m)
Race State	Finished



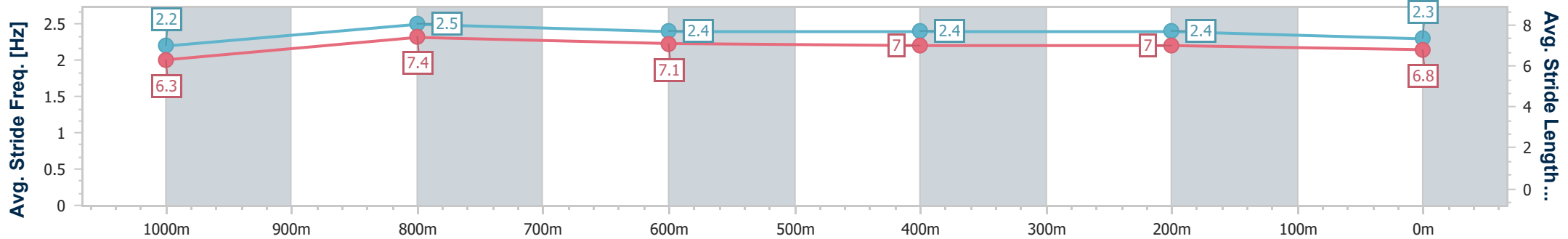
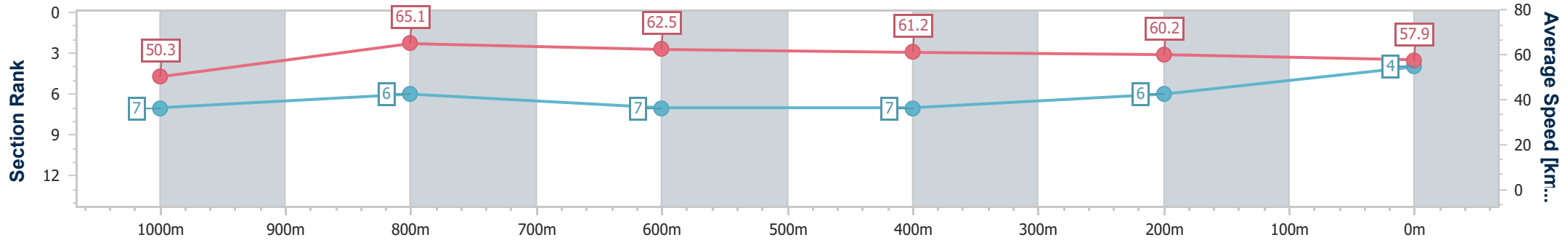
Toowoomba QLD Professional
Race 3: K&R PLUMBING SUPPLIES BENCHMARK 70 Handicap
- 1200m



20 July 2024 - 18:15

Track Rating: Good 4, Weather: Fine, Rail Position: +2m 1400m-1600m; +1m Remainder

Section	Overall	1000m	800m	600m	400m	200m
Section Times	1:13.18 [4] (0:14.36)	0:58.82 [7] (0:11.08)	0:47.74 [6] (0:11.56)	0:36.18 [7] (0:11.80)	0:24.38 [7] (0:11.98)	0:12.40 [6] (0:12.40)
Average Speed [km/h]	50.3	65.1	62.5	61.2	60.2	57.9
Top Speed [km/h]	64.4	66.1	64.6	62.9	61.6	58.9
Avg. Dist. to Rail [m]	3.2	1.3	0.7	0.6	1.4	5.0
Avg. Stride Freq. [Hz]	2.2	2.5	2.4	2.4	2.4	2.3
Avg. Stride Length [m]	6.3	7.4	7.1	7.0	7.0	6.8



- [] Ranking at each section and finish
- .-.- No data available at this section
- NA No data available



Horse/Jockey Name	Spooky Spirit
Final Rank	5
Fastest Section Time (Section)	0:11.33 (1000m)
Top Speed [km/h] (Section)	65.9 (800m)
Race State	Finished



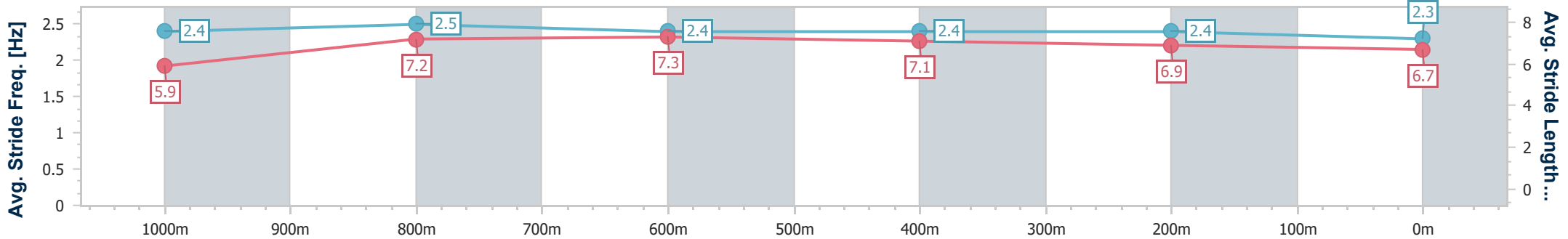
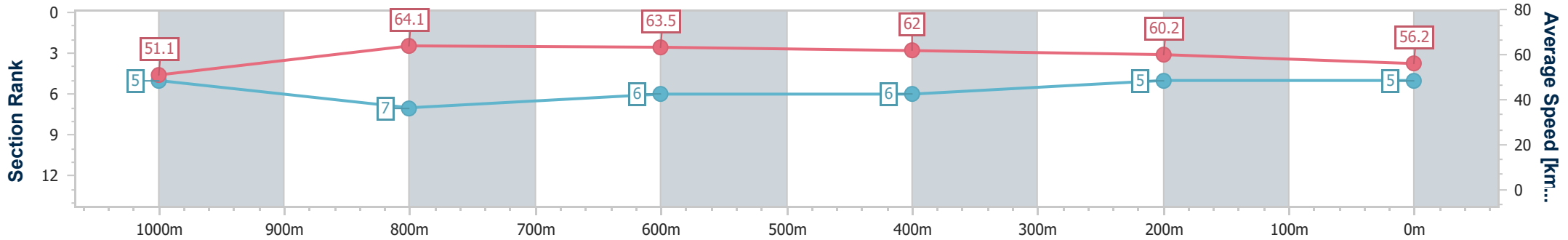
Toowoomba QLD Professional
Race 3: K&R PLUMBING SUPPLIES BENCHMARK 70 Handicap
- 1200m



20 July 2024 - 18:15

Track Rating: Good 4, Weather: Fine, Rail Position: +2m 1400m-1600m; +1m Remainder

Section	Overall	1000m	800m	600m	400m	200m
Section Times	1:13.31 [5] (0:14.13)	0:59.18 [5] (0:11.33)	0:47.85 [7] (0:11.38)	0:36.47 [6] (0:11.69)	0:24.78 [6] (0:11.99)	0:12.79 [5] (0:12.79)
Average Speed [km/h]	51.1	64.1	63.5	62.0	60.2	56.2
Top Speed [km/h]	65.7	65.8	65.9	62.7	62.1	59.0
Avg. Dist. to Rail [m]	7.7	2.9	1.5	1.0	0.6	1.5
Avg. Stride Freq. [Hz]	2.4	2.5	2.4	2.4	2.4	2.3
Avg. Stride Length [m]	5.9	7.2	7.3	7.1	6.9	6.7



- [] Ranking at each section and finish
- .-.- No data available at this section
- NA No data available



Horse/Jockey Name	Brave Warrior
Final Rank	6
Fastest Section Time (Section)	0:10.99 (1000m)
Top Speed [km/h] (Section)	67.6 (1000m)
Race State	Finished



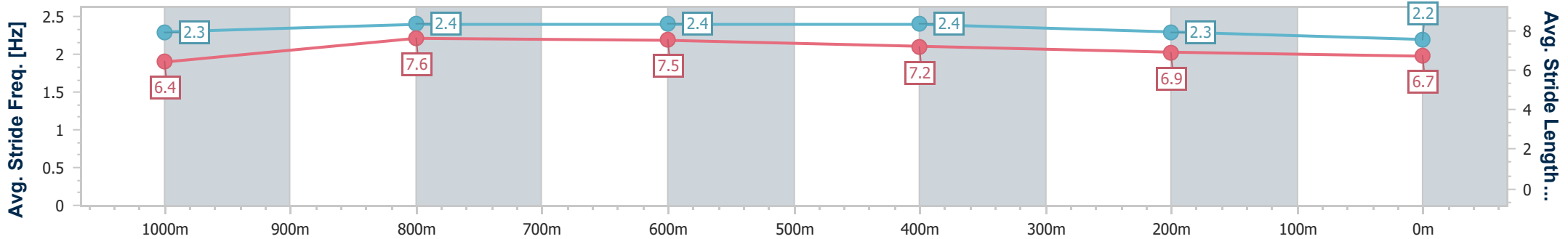
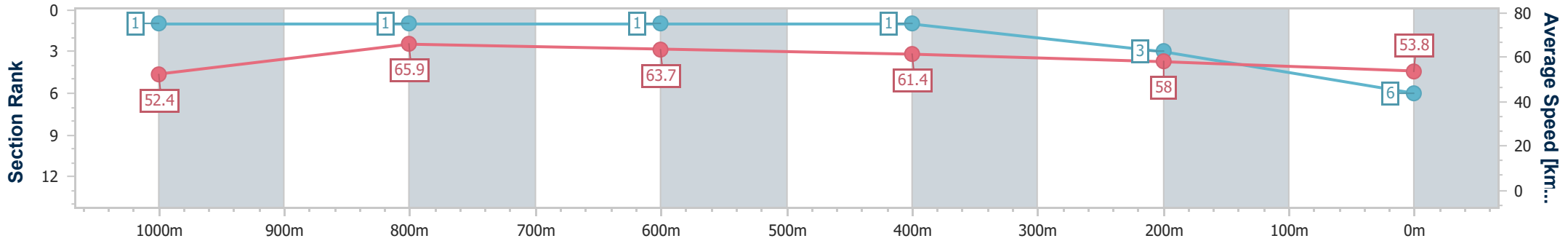
Toowoomba QLD Professional
Race 3: K&R PLUMBING SUPPLIES BENCHMARK 70 Handicap
- 1200m



20 July 2024 - 18:15

Track Rating: Good 4, Weather: Fine, Rail Position: +2m 1400m-1600m; +1m Remainder

Section	Overall	1000m	800m	600m	400m	200m
Section Times	1:13.48 [6] (0:13.76)	0:59.72 [1] (0:10.99)	0:48.73 [1] (0:11.31)	0:37.42 [1] (0:11.72)	0:25.70 [1] (0:12.35)	0:13.35 [3] (0:13.35)
Average Speed [km/h]	52.4	65.9	63.7	61.4	58.0	53.8
Top Speed [km/h]	66.2	67.6	65.0	64.6	59.3	56.2
Avg. Dist. to Rail [m]	3.5	1.5	0.9	0.3	1.8	2.6
Avg. Stride Freq. [Hz]	2.3	2.4	2.4	2.4	2.3	2.2
Avg. Stride Length [m]	6.4	7.6	7.5	7.2	6.9	6.7



- [] Ranking at each section and finish
- .-.- No data available at this section
- NA No data available



Horse/Jockey Name	Festival Prince
Final Rank	7
Fastest Section Time (Section)	0:11.05 (1000m)
Top Speed [km/h] (Section)	66.2 (1000m)
Race State	Finished



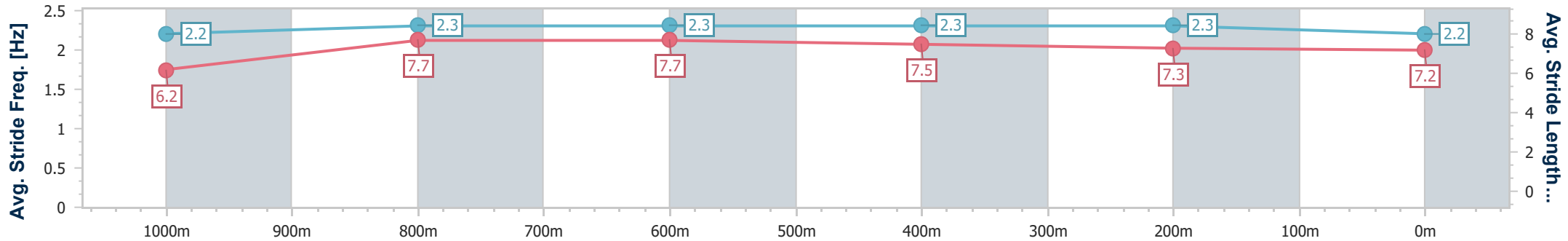
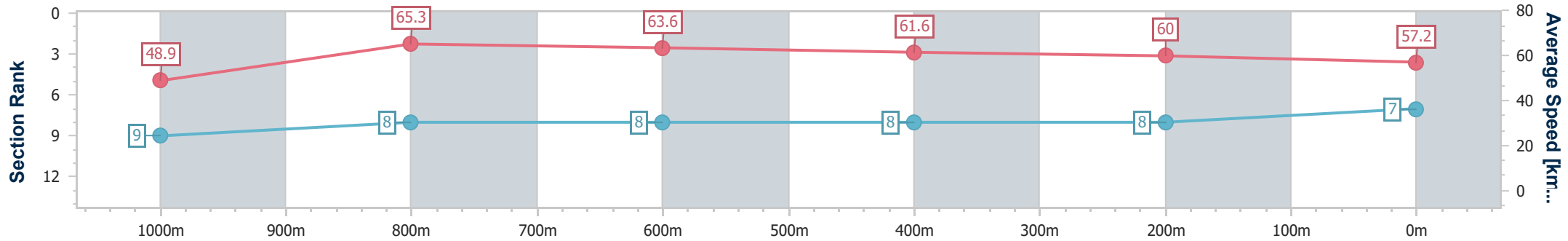
Toowoomba QLD Professional
Race 3: K&R PLUMBING SUPPLIES BENCHMARK 70 Handicap
- 1200m



20 July 2024 - 18:15

Track Rating: Good 4, Weather: Fine, Rail Position: +2m 1400m-1600m; +1m Remainder

Section	Overall	1000m	800m	600m	400m	200m								
Section Times	1:13.58 [7] (0:14.77)	0:58.81 [9] (0:11.05)	0:47.76 [8] (0:11.42)	0:36.34 [8] (0:11.71)	0:24.63 [8] (0:12.03)	0:12.60 [8] (0:12.60)								
Average Speed [km/h]	48.9	65.3	63.6	61.6	60.0	57.2								
Top Speed [km/h]	65.7	66.2	64.3	64.4	61.2	59.5								
Avg. Dist. to Rail [m]	3.9	0.8	1.4	0.8	1.2	0.6								
Avg. Stride Freq. [Hz]	2.2	2.3	2.3	2.3	2.3	2.2								
Avg. Stride Length [m]	6.2	7.7	7.7	7.5	7.3	7.2								



- [] Ranking at each section and finish
- .-.- No data available at this section
- NA No data available



Horse/Jockey Name	Micro
Final Rank	8
Fastest Section Time (Section)	0:11.37 (1000m)
Top Speed [km/h] (Section)	64.9 (1000m)
Race State	Finished



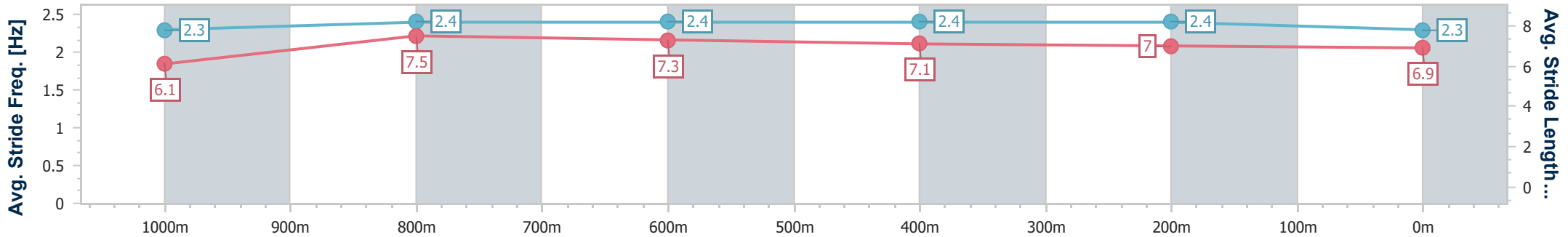
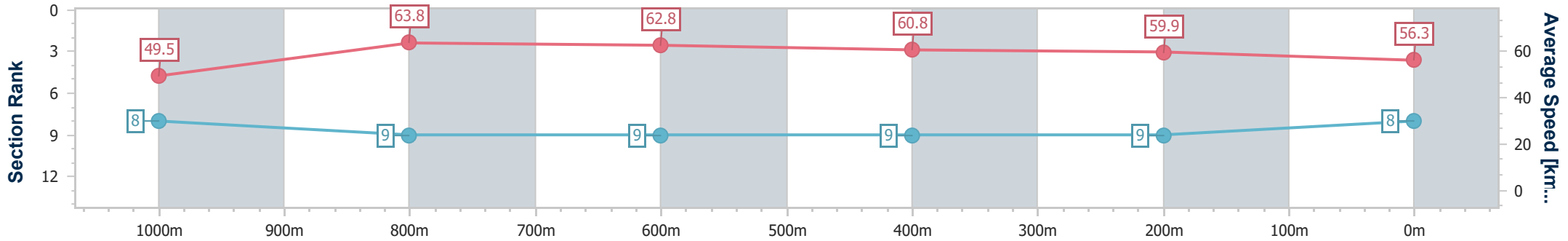
Toowoomba QLD Professional
Race 3: K&R PLUMBING SUPPLIES BENCHMARK 70 Handicap
- 1200m



20 July 2024 - 18:15

Track Rating: Good 4, Weather: Fine, Rail Position: +2m 1400m-1600m; +1m Remainder

Section	Overall	1000m	800m	600m	400m	200m
Section Times	1:13.99 [8] (0:14.59)	0:59.40 [8] (0:11.37)	0:48.03 [9] (0:11.48)	0:36.55 [9] (0:11.82)	0:24.73 [9] (0:12.00)	0:12.73 [9] (0:12.73)
Average Speed [km/h]	49.5	63.8	62.8	60.8	59.9	56.3
Top Speed [km/h]	63.8	64.9	64.0	62.5	60.8	58.7
Avg. Dist. to Rail [m]	4.6	2.0	0.5	0.7	0.8	0.5
Avg. Stride Freq. [Hz]	2.3	2.4	2.4	2.4	2.4	2.3
Avg. Stride Length [m]	6.1	7.5	7.3	7.1	7.0	6.9



- [] Ranking at each section and finish
- .-.- No data available at this section
- NA No data available



Horse/Jockey Name	Master Maurice
Final Rank	9
Fastest Section Time (Section)	0:10.91 (1000m)
Top Speed [km/h] (Section)	68.4 (Overall)
Race State	Finished



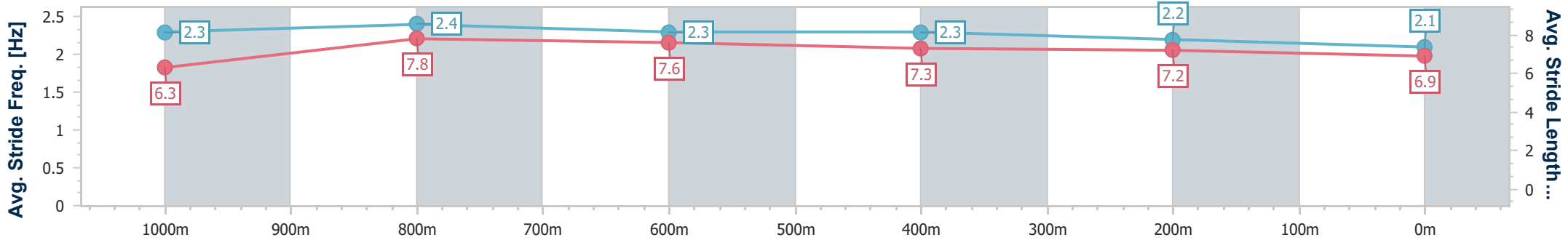
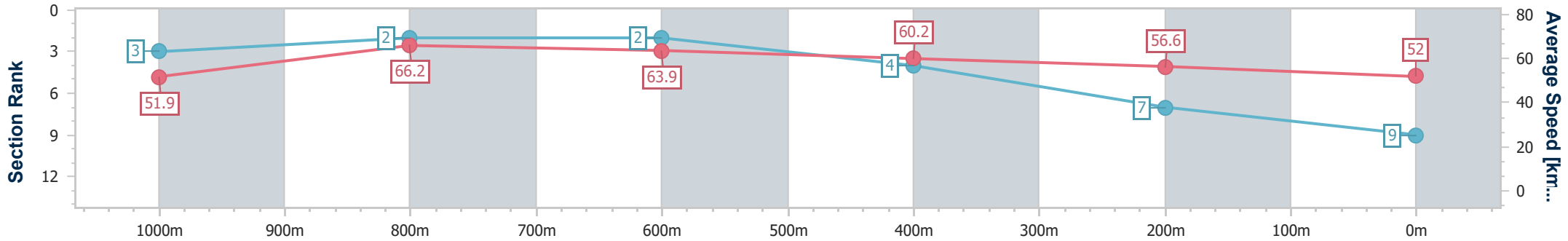
Toowoomba QLD Professional
Race 3: K&R PLUMBING SUPPLIES BENCHMARK 70 Handicap - 1200m



20 July 2024 - 18:15

Track Rating: Good 4, Weather: Fine, Rail Position: +2m 1400m-1600m; +1m Remainder

Section	Overall	1000m	800m	600m	400m	200m							
Section Times	1:14.73 [9] (0:13.88)	1:00.85 [3] (0:10.91)	0:49.94 [2] (0:11.31)	0:38.63 [2] (0:12.03)	0:26.60 [4] (0:12.78)	0:13.82 [7] (0:13.82)							
Average Speed [km/h]	51.9	66.2	63.9	60.2	56.6	52.0							
Top Speed [km/h]	68.4	66.9	65.1	63.2	57.3	55.4							
Avg. Dist. to Rail [m]	6.2	1.2	1.4	1.2	0.9	0.3							
Avg. Stride Freq. [Hz]	2.3	2.4	2.3	2.3	2.2	2.1							
Avg. Stride Length [m]	6.3	7.8	7.6	7.3	7.2	6.9							



- [] Ranking at each section and finish
- .-.-.- No data available at this section
- NA No data available