



Toowoomba QLD Professional

Race 5: PLATINUM GLASS & SECURITY BENCHMARK 62 Handicap - 1890m

20 July 2024 - 19:30



Track Rating: Good 4, Weather: Fine, Rail Position: +2m 1400m-1600m; +1m Remainder

Section	Field Times	Overall	1600m	1400m	1200m	1000m	800m	600m	Last 600m				
		2:00.74 (0:21.12)	1:39.62 (0:11.18)	1:28.44 (0:11.67)	1:16.77 (0:12.09)	1:04.68 (0:12.78)	0:51.90 (0:12.37)	0:39.53 (0:12.72)	0:39.53				
Rank	TAB Horse/Jockey	Barrier	Top Speed [km/h]	Fastest Section					Distance Travelled [m]				
1	5 KNEZE Shania Willis	10	65.5 1400m	0:11.14 1600m	2:00.74 [1] (0:21.30)	1:39.44 [2] (0:11.14)	1:28.30 [2] (0:11.72)	1:16.58 [2] (0:12.06)	1:04.52 [2] (0:12.63)	0:51.89 [2] (0:12.36)	0:39.53 [1] (0:12.72)	0:39.53	
2	7 DROP THE PILOT Stacey Callow	8	66.4 1400m	0:11.14 1600m	2:00.81 [2] (0:22.19)	1:38.62 [7] (0:11.14)	1:27.48 [7] (0:11.47)	1:16.01 [6] (0:11.98)	1:04.03 [7] (0:12.40)	0:51.63 [5] (0:12.45)	0:39.18 [4] (0:12.74)	0:39.18	+3
3	4 ARCHER'S GAME Dylan Bennett	5	65.4 1600m	0:11.31 1600m	2:00.90 [3] (0:22.26)	1:38.64 [8] (0:11.31)	1:27.33 [8] (0:11.51)	1:15.82 [10] (0:12.00)	1:03.82 [9] (0:12.63)	0:51.19 [10] (0:12.47)	0:38.72 [7] (0:12.73)	0:38.72	+5
4	11 ROYAL GEORGE Olivia Webb	9	67.5 1400m	0:11.26 1600m	2:01.51 [4] (0:22.36)	1:39.15 [10] (0:11.26)	1:27.89 [10] (0:11.40)	1:16.49 [8] (0:11.65)	1:04.84 [5] (0:12.35)	0:52.49 [4] (0:12.39)	0:40.10 [3] (0:13.02)	0:40.10	+13
5	9 ZOU ZOUAMORE Nozi Tomizawa	1	65.4 1600m	0:10.94 1600m	2:01.67 [5] (0:21.55)	1:40.12 [3] (0:10.94)	1:29.18 [3] (0:11.81)	1:17.37 [3] (0:12.09)	1:05.28 [3] (0:12.80)	0:52.48 [6] (0:12.50)	0:39.98 [5] (0:12.96)	0:39.98	-6
6	6 OVERSEAS Madeleine Wishart	4	66.4 1600m	0:11.14 1600m	2:01.96 [6] (0:21.91)	1:40.05 [5] (0:11.14)	1:28.91 [5] (0:11.83)	1:17.08 [7] (0:11.98)	1:05.10 [8] (0:12.57)	0:52.53 [8] (0:12.84)	0:39.69 [8] (0:12.89)	0:39.69	+8
7	8 BRAVE BOY Georgina Cartwright	7	66.1 1600m	0:11.31 1600m	2:02.41 [7] (0:22.30)	1:40.11 [9] (0:11.31)	1:28.80 [9] (0:11.45)	1:17.35 [9] (0:12.02)	1:05.33 [10] (0:12.61)	0:52.72 [9] (0:12.62)	0:40.10 [9] (0:13.14)	0:40.10	+2
8	3 DEL CAMPO Amy Graham	2	66.1 Overall	0:11.06 1600m	2:02.75 [8] (0:21.61)	1:41.14 [4] (0:11.06)	1:30.08 [4] (0:11.73)	1:18.35 [4] (0:12.07)	1:06.28 [4] (0:12.48)	0:53.80 [3] (0:12.45)	0:41.35 [2] (0:13.11)	0:41.35	+1
9	2 ZOOMURUDI Les Tilley	11	66.1 1600m	0:11.25 1600m	2:02.77 [9] (0:22.54)	1:40.23 [11] (0:11.25)	1:28.98 [11] (0:11.45)	1:17.53 [11] (0:12.05)	1:05.48 [11] (0:12.59)	0:52.89 [11] (0:12.56)	0:40.33 [11] (0:13.01)	0:40.33	+0
10	10 INDENTED HEAD Anthony Allen	3	66.2 Overall	0:11.18 1600m	2:04.52 [10] (0:21.12)	1:43.40 [1] (0:11.18)	1:32.22 [1] (0:11.67)	1:20.55 [1] (0:12.09)	1:08.46 [1] (0:12.78)	0:55.68 [1] (0:12.99)	0:42.69 [6] (0:13.58)	0:42.69	-9



Toowoomba QLD Professional
Race 5: PLATINUM GLASS & SECURITY BENCHMARK 62 Handicap - 1890m
20 July 2024 - 19:30



Track Rating: Good 4, Weather: Fine, Rail Position: +2m 1400m-1600m; +1m Remainder

Section	Overall	1600m	1400m	1200m	1000m	800m	600m	Last 600m
Field Times	2:00.74 (0:21.12)	1:39.62 (0:11.18)	1:28.44 (0:11.67)	1:16.77 (0:12.09)	1:04.68 (0:12.78)	0:51.90 (0:12.37)	0:39.53 (0:12.72)	0:39.53

Rank	TAB	Horse/Jockey	Barrier	Top Speed [km/h]	Fastest Section	Overall	1600m	1400m	1200m	1000m	800m	600m	Last 600m	Distance Travelled [m]
11	1	TEA LEAVES	6	66.6	0:11.11	2:05.57 [11]	1:43.45 [6]	1:32.34 [6]	1:20.82 [5]	1:08.84 [6]	0:56.16 [7]	0:43.23 [10]	0:43.23	-6
		Paul Hamblin		1600m	1600m	(0:22.12)	(0:11.11)	(0:11.52)	(0:11.98)	(0:12.68)	(0:12.93)	(0:13.76)		

[] Ranking at each section and finish
 -:-:- No data available at this section
 NA No data available

SCN Saddle cloth number
 DNF Did not finish
 DNT Did not track



Toowoomba QLD Professional
Race 5: PLATINUM GLASS & SECURITY BENCHMARK 62 Handicap - 1890m
20 July 2024 - 19:30



Track Rating: Good 4, Weather: Fine, Rail Position: +2m 1400m-1600m; +1m Remainder

Section				400m	200m			Last 600m			
Field Times				0:26.81 (0:13.23)	0:13.58 (0:13.58)			0:39.53			
Rank	TAB	Horse/Jockey	Barrier	Top Speed [km/h]	Fastest Section	Margin				Distance Travelled [m]	
1	5	KNEZE Shania Willis	10	65.5 1400m	0:11.14 1600m	0:26.81 [1] (0:13.23)	0:13.58 [1] (0:13.58)	2:00.74			0:39.53
2	7	DROP THE PILOT Stacey Callow	8	66.4 1400m	0:11.14 1600m	0:26.44 [2] (0:13.29)	0:13.15 [2] (0:13.15)	0.3L			0:39.18 +3
3	4	ARCHER'S GAME Dylan Bennett	5	65.4 1600m	0:11.31 1600m	0:25.99 [6] (0:13.11)	0:12.88 [4] (0:12.88)	0.8L			0:38.72 +5
4	11	ROYAL GEORGE Olivia Webb	9	67.5 1400m	0:11.26 1600m	0:27.08 [3] (0:13.64)	0:13.44 [5] (0:13.44)	4.3L			0:40.10 +13
5	9	ZOU ZOUAMORE Nozi Tomizawa	1	65.4 1600m	0:10.94 1600m	0:27.02 [5] (0:13.33)	0:13.69 [3] (0:13.69)	5.1L			0:39.98 -6
6	6	OVERSEAS Madeleine Wishart	4	66.4 1600m	0:11.14 1600m	0:26.80 [7] (0:13.42)	0:13.38 [7] (0:13.38)	6.6L			0:39.69 +8
7	8	BRAVE BOY Georgina Cartwright	7	66.1 1600m	0:11.31 1600m	0:26.96 [9] (0:13.31)	0:13.65 [8] (0:13.65)	9.1L			0:40.10 +2
8	3	DEL CAMPO Amy Graham	2	66.1 Overall	0:11.06 1600m	0:28.24 [4] (0:13.84)	0:14.40 [6] (0:14.40)	11.1L			0:41.35 +1
9	2	ZOOMURUDI Les Tilley	11	66.1 1600m	0:11.25 1600m	0:27.32 [10] (0:13.33)	0:13.99 [9] (0:13.99)	11.2L			0:40.33 +0
10	10	INDENTED HEAD Anthony Allen	3	66.2 Overall	0:11.18 1600m	0:29.11 [8] (0:14.29)	0:14.82 [10] (0:14.82)	21.5L			0:42.69 -9



Toowoomba QLD Professional
Race 5: PLATINUM GLASS & SECURITY BENCHMARK 62 Handicap - 1890m
20 July 2024 - 19:30



Track Rating: Good 4, Weather: Fine, Rail Position: +2m 1400m-1600m; +1m Remainder

Section		400m	200m			Last 600m
Field Times		0:26.81 (0:13.23)	0:13.58 (0:13.58)			0:39.53
Rank	TAB Horse/Jockey	Barrier	Top Speed [km/h]	Fastest Section	Margin	Distance Travelled [m]
11	1 TEA LEAVES	6	66.6	0:11.11	0:29.47 [11]	0:43.23
	Paul Hamblin		1600m	1600m	(0:14.39)	(0:15.08)
					27.5L	-6



Horse/Jockey Name	Kneze
Final Rank	1
Fastest Section Time (Section)	0:11.14 (1600m)
Top Speed [km/h] (Section)	65.5 (1400m)
Race State	Finished



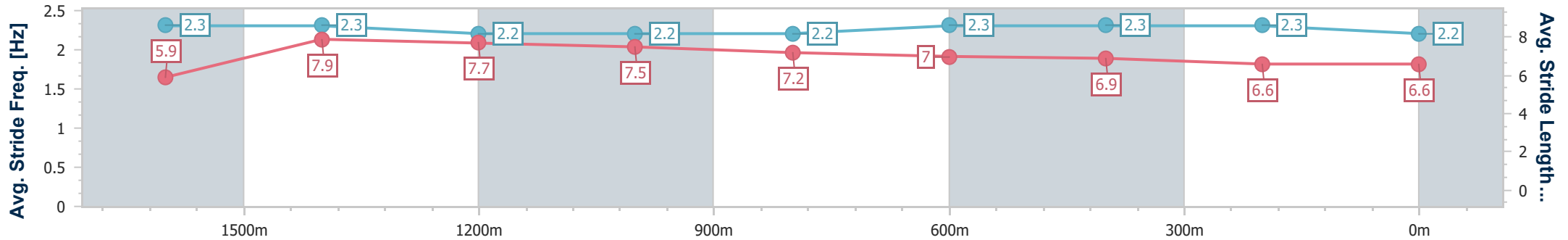
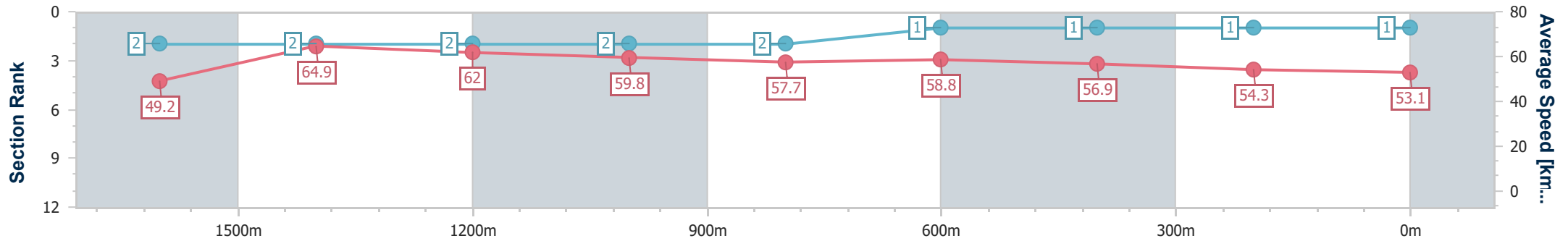
Toowoomba QLD Professional
Race 5: PLATINUM GLASS & SECURITY BENCHMARK 62
Handicap - 1890m



20 July 2024 - 19:30

Track Rating: Good 4, Weather: Fine, Rail Position: +2m 1400m-1600m; +1m Remainder

Section	Overall	1600m	1400m	1200m	1000m	800m	600m	400m	200m
Section Times	2:00.74 [1] (0:21.30)	1:39.44 [2] (0:11.14)	1:28.30 [2] (0:11.72)	1:16.58 [2] (0:12.06)	1:04.52 [2] (0:12.63)	0:51.89 [2] (0:12.36)	0:39.53 [1] (0:12.72)	0:26.81 [1] (0:13.23)	0:13.58 [1] (0:13.58)
Average Speed [km/h]	49.2	64.9	62.0	59.8	57.7	58.8	56.9	54.3	53.1
Top Speed [km/h]	65.4	65.5	65.5	61.6	58.0	59.9	58.5	55.3	53.9
Avg. Dist. to Rail [m]	6.0	0.7	2.3	2.6	2.7	2.7	1.1	0.1	0.3
Avg. Stride Freq. [Hz]	2.3	2.3	2.2	2.2	2.2	2.3	2.3	2.3	2.2
Avg. Stride Length [m]	5.9	7.9	7.7	7.5	7.2	7.0	6.9	6.6	6.6



- [] Ranking at each section and finish
- .-.- No data available at this section
- NA No data available



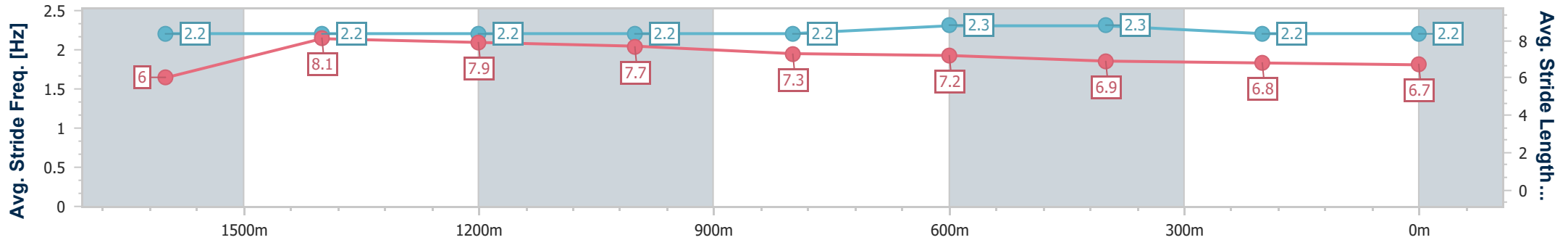
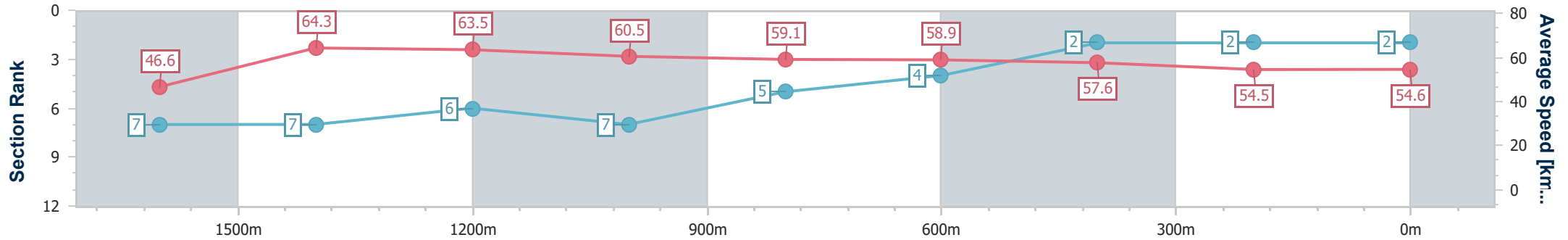
Horse/Jockey Name	Drop The Pilot
Final Rank	2
Fastest Section Time (Section)	0:11.14 (1600m)
Top Speed [km/h] (Section)	66.4 (1400m)
Race State	Finished



Toowoomba QLD Professional
 Race 5: PLATINUM GLASS & SECURITY BENCHMARK 62
 Handicap - 1890m
 20 July 2024 - 19:30
 Track Rating: Good 4, Weather: Fine, Rail Position: +2m 1400m-1600m; +1m Remainder



Section	Overall	1600m	1400m	1200m	1000m	800m	600m	400m	200m
Section Times	2:00.81 [2] (0:22.19)	1:38.62 [7] (0:11.14)	1:27.48 [7] (0:11.47)	1:16.01 [6] (0:11.98)	1:04.03 [7] (0:12.40)	0:51.63 [5] (0:12.45)	0:39.18 [4] (0:12.74)	0:26.44 [2] (0:13.29)	0:13.15 [2] (0:13.15)
Average Speed [km/h]	46.6	64.3	63.5	60.5	59.1	58.9	57.6	54.5	54.6
Top Speed [km/h]	63.3	66.2	66.4	61.1	60.0	59.9	58.5	55.4	55.0
Avg. Dist. to Rail [m]	5.4	1.7	2.6	4.6	4.8	5.8	3.9	1.4	3.5
Avg. Stride Freq. [Hz]	2.2	2.2	2.2	2.2	2.2	2.3	2.3	2.2	2.2
Avg. Stride Length [m]	6.0	8.1	7.9	7.7	7.3	7.2	6.9	6.8	6.7



- [] Ranking at each section and finish
- .-.- No data available at this section
- NA No data available



Horse/Jockey Name	Archer's Game
Final Rank	3
Fastest Section Time (Section)	0:11.31 (1600m)
Top Speed [km/h] (Section)	65.4 (1600m)
Race State	Finished



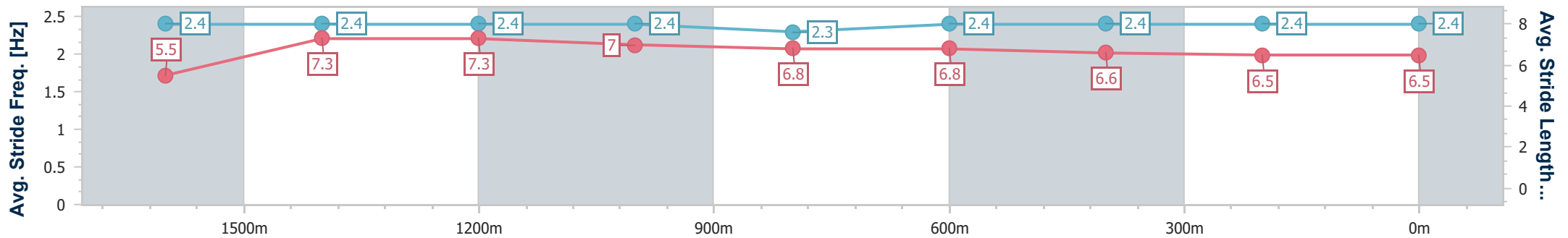
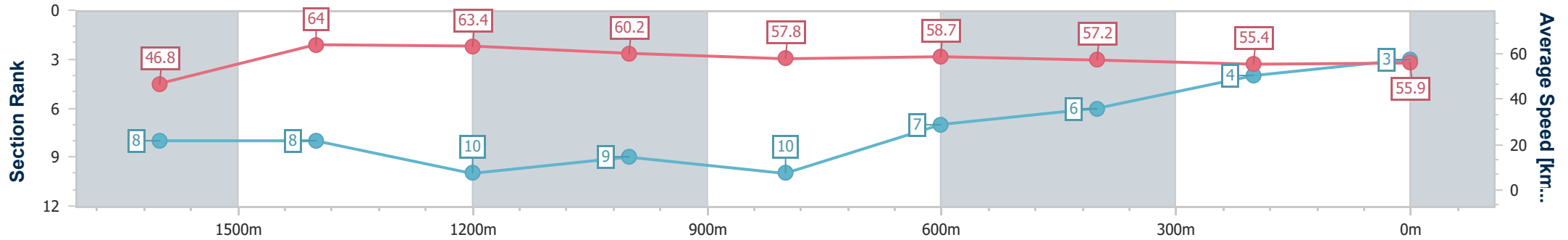
Toowoomba QLD Professional
Race 5: PLATINUM GLASS & SECURITY BENCHMARK 62
Handicap - 1890m



20 July 2024 - 19:30

Track Rating: Good 4, Weather: Fine, Rail Position: +2m 1400m-1600m; +1m Remainder

Section	Overall	1600m	1400m	1200m	1000m	800m	600m	400m	200m
Section Times	2:00.90 [3] (0:22.26)	1:38.64 [8] (0:11.31)	1:27.33 [8] (0:11.51)	1:15.82 [10] (0:12.00)	1:03.82 [9] (0:12.63)	0:51.19 [10] (0:12.47)	0:38.72 [7] (0:12.73)	0:25.99 [6] (0:13.11)	0:12.88 [4] (0:12.88)
Average Speed [km/h]	46.8	64.0	63.4	60.2	57.8	58.7	57.2	55.4	55.9
Top Speed [km/h]	62.9	65.4	65.4	61.4	59.0	59.8	59.7	57.1	57.1
Avg. Dist. to Rail [m]	5.4	1.1	2.9	3.9	3.8	4.3	2.8	2.6	5.4
Avg. Stride Freq. [Hz]	2.4	2.4	2.4	2.4	2.3	2.4	2.4	2.4	2.4
Avg. Stride Length [m]	5.5	7.3	7.3	7.0	6.8	6.8	6.6	6.5	6.5



- [] Ranking at each section and finish
- .-.- No data available at this section
- NA No data available



Horse/Jockey Name	Royal George
Final Rank	4
Fastest Section Time (Section)	0:11.26 (1600m)
Top Speed [km/h] (Section)	67.5 (1400m)
Race State	Finished



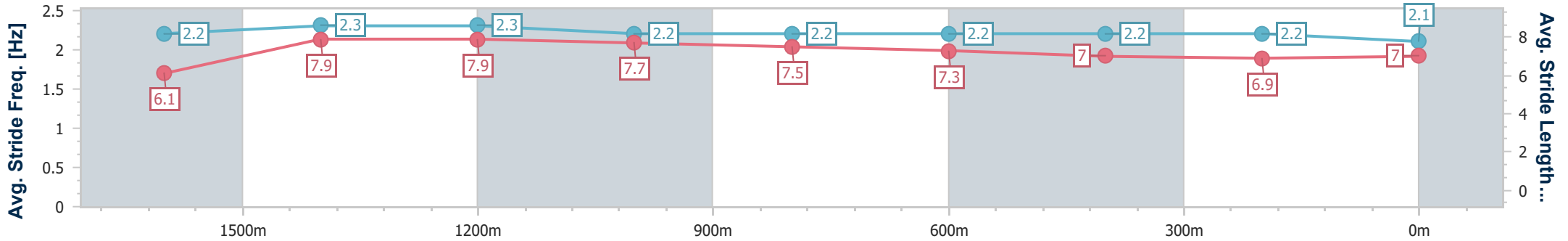
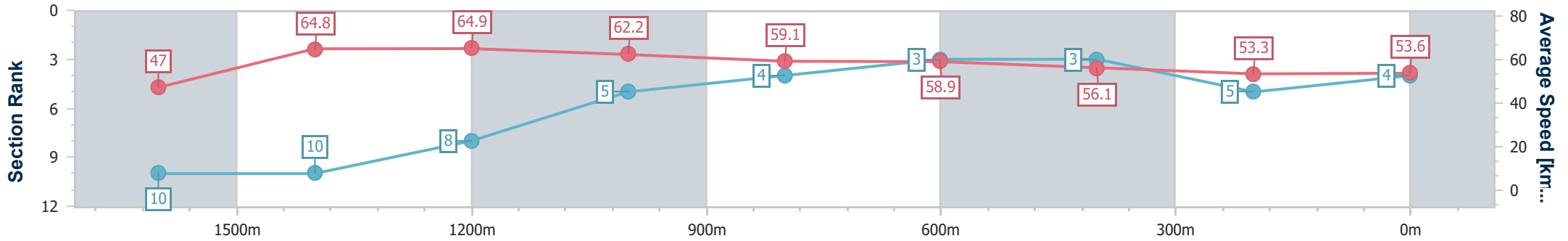
Toowoomba QLD Professional
Race 5: PLATINUM GLASS & SECURITY BENCHMARK 62
Handicap - 1890m



20 July 2024 - 19:30

Track Rating: Good 4, Weather: Fine, Rail Position: +2m 1400m-1600m; +1m Remainder

Section	Overall	1600m	1400m	1200m	1000m	800m	600m	400m	200m
Section Times	2:01.51 [4] (0:22.36)	1:39.15 [10] (0:11.26)	1:27.89 [10] (0:11.40)	1:16.49 [8] (0:11.65)	1:04.84 [5] (0:12.35)	0:52.49 [4] (0:12.39)	0:40.10 [3] (0:13.02)	0:27.08 [3] (0:13.64)	0:13.44 [5] (0:13.44)
Average Speed [km/h]	47.0	64.8	64.9	62.2	59.1	58.9	56.1	53.3	53.6
Top Speed [km/h]	63.4	67.4	67.5	64.1	60.1	60.6	58.9	54.4	54.7
Avg. Dist. to Rail [m]	6.3	4.0	4.9	4.9	3.7	4.8	3.4	2.2	1.9
Avg. Stride Freq. [Hz]	2.2	2.3	2.3	2.2	2.2	2.2	2.2	2.2	2.1
Avg. Stride Length [m]	6.1	7.9	7.9	7.7	7.5	7.3	7.0	6.9	7.0



- [] Ranking at each section and finish
- .-.- No data available at this section
- NA No data available



Horse/Jockey Name	Zou Zouamore
Final Rank	5
Fastest Section Time (Section)	0:10.94 (1600m)
Top Speed [km/h] (Section)	65.4 (1600m)
Race State	Finished



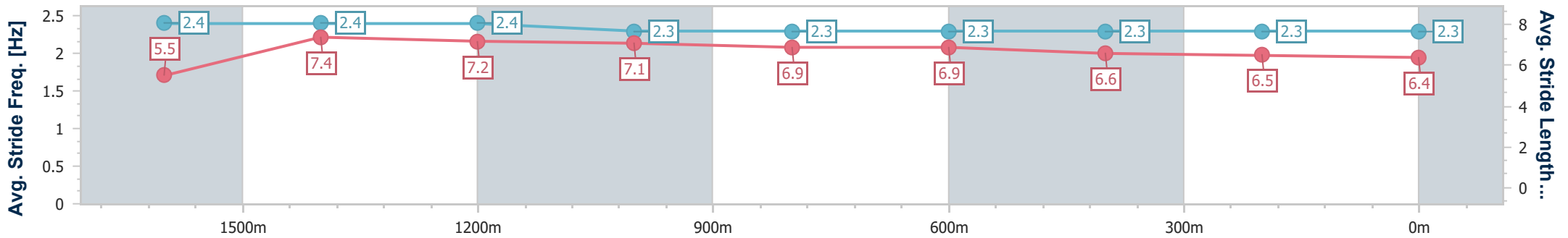
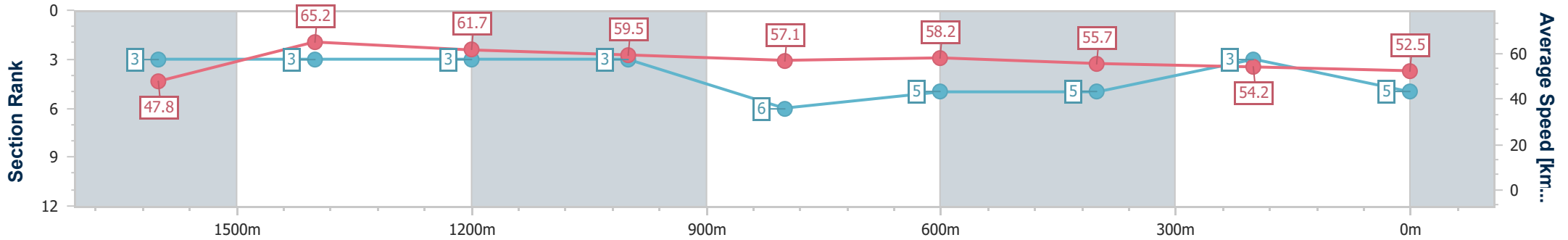
Toowoomba QLD Professional
Race 5: PLATINUM GLASS & SECURITY BENCHMARK 62
Handicap - 1890m



20 July 2024 - 19:30

Track Rating: Good 4, Weather: Fine, Rail Position: +2m 1400m-1600m; +1m Remainder

Section	Overall	1600m	1400m	1200m	1000m	800m	600m	400m	200m
Section Times	2:01.67 [5] (0:21.55)	1:40.12 [3] (0:10.94)	1:29.18 [3] (0:11.81)	1:17.37 [3] (0:12.09)	1:05.28 [3] (0:12.80)	0:52.48 [6] (0:12.50)	0:39.98 [5] (0:12.96)	0:27.02 [5] (0:13.33)	0:13.69 [3] (0:13.69)
Average Speed [km/h]	47.8	65.2	61.7	59.5	57.1	58.2	55.7	54.2	52.5
Top Speed [km/h]	65.3	65.4	64.0	61.0	57.2	59.1	59.2	55.4	54.4
Avg. Dist. to Rail [m]	6.1	1.8	1.6	2.9	3.3	3.3	1.1	1.6	5.4
Avg. Stride Freq. [Hz]	2.4	2.4	2.4	2.3	2.3	2.3	2.3	2.3	2.3
Avg. Stride Length [m]	5.5	7.4	7.2	7.1	6.9	6.9	6.6	6.5	6.4



- [] Ranking at each section and finish
- .-.- No data available at this section
- NA No data available



Horse/Jockey Name	Overseas
Final Rank	6
Fastest Section Time (Section)	0:11.14 (1600m)
Top Speed [km/h] (Section)	66.4 (1600m)
Race State	Finished



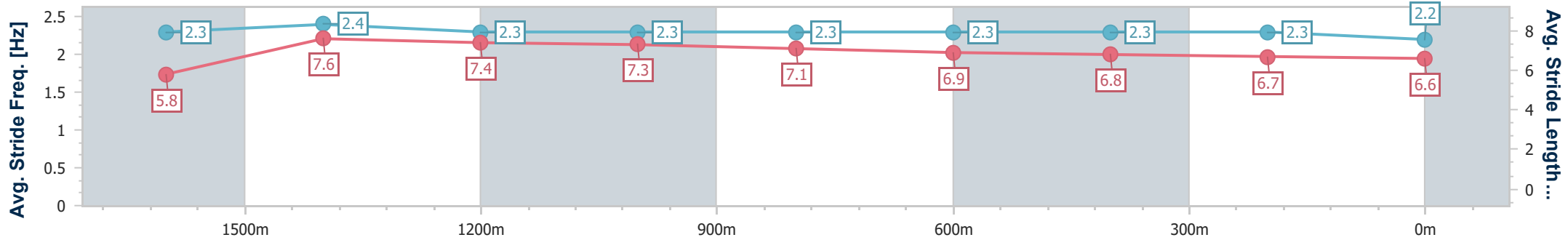
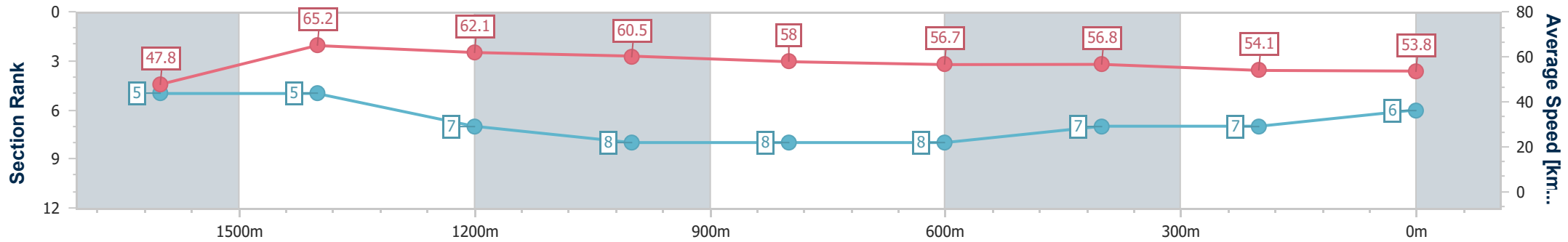
Toowoomba QLD Professional
Race 5: PLATINUM GLASS & SECURITY BENCHMARK 62
Handicap - 1890m



20 July 2024 - 19:30

Track Rating: Good 4, Weather: Fine, Rail Position: +2m 1400m-1600m; +1m Remainder

Section	Overall	1600m	1400m	1200m	1000m	800m	600m	400m	200m
Section Times	2:01.96 [6] (0:21.91)	1:40.05 [5] (0:11.14)	1:28.91 [5] (0:11.83)	1:17.08 [7] (0:11.98)	1:05.10 [8] (0:12.57)	0:52.53 [8] (0:12.84)	0:39.69 [8] (0:12.89)	0:26.80 [7] (0:13.42)	0:13.38 [7] (0:13.38)
Average Speed [km/h]	47.8	65.2	62.1	60.5	58.0	56.7	56.8	54.1	53.8
Top Speed [km/h]	66.1	66.4	64.6	61.8	59.4	58.1	58.3	55.2	55.2
Avg. Dist. to Rail [m]	7.2	2.1	4.2	3.8	3.6	3.8	2.8	2.7	2.7
Avg. Stride Freq. [Hz]	2.3	2.4	2.3	2.3	2.3	2.3	2.3	2.3	2.2
Avg. Stride Length [m]	5.8	7.6	7.4	7.3	7.1	6.9	6.8	6.7	6.6



- [] Ranking at each section and finish
- .-.- No data available at this section
- NA No data available



Horse/Jockey Name	Brave Boy
Final Rank	7
Fastest Section Time (Section)	0:11.31 (1600m)
Top Speed [km/h] (Section)	66.1 (1600m)
Race State	Finished

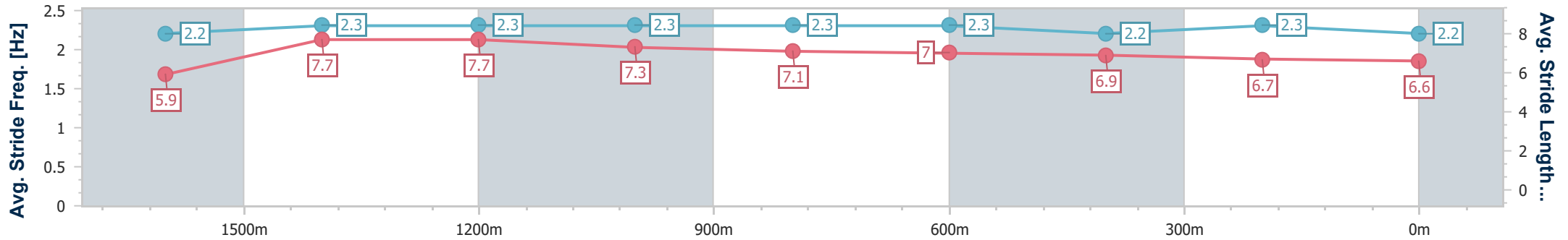
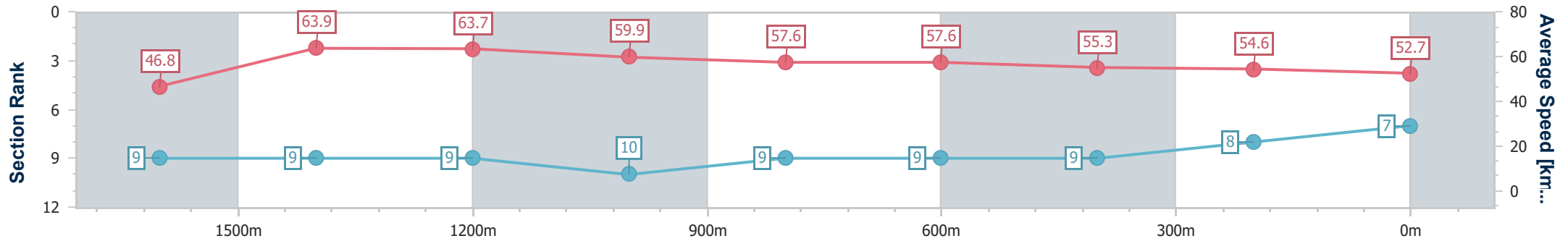


Toowoomba QLD Professional
 Race 5: PLATINUM GLASS & SECURITY BENCHMARK 62
 Handicap - 1890m



20 July 2024 - 19:30
 Track Rating: Good 4, Weather: Fine, Rail Position: +2m 1400m-1600m; +1m Remainder

Section	Overall	1600m	1400m	1200m	1000m	800m	600m	400m	200m
Section Times	2:02.41 [7] (0:22.30)	1:40.11 [9] (0:11.31)	1:28.80 [9] (0:11.45)	1:17.35 [9] (0:12.02)	1:05.33 [10] (0:12.61)	0:52.72 [9] (0:12.62)	0:40.10 [9] (0:13.14)	0:26.96 [9] (0:13.31)	0:13.65 [8] (0:13.65)
Average Speed [km/h]	46.8	63.9	63.7	59.9	57.6	57.6	55.3	54.6	52.7
Top Speed [km/h]	63.8	66.1	66.0	60.7	59.3	58.5	57.4	55.5	55.0
Avg. Dist. to Rail [m]	5.1	0.9	2.3	2.5	2.6	2.8	1.8	3.0	4.1
Avg. Stride Freq. [Hz]	2.2	2.3	2.3	2.3	2.3	2.3	2.2	2.3	2.2
Avg. Stride Length [m]	5.9	7.7	7.7	7.3	7.1	7.0	6.9	6.7	6.6



- [] Ranking at each section and finish
- .-.- No data available at this section
- NA No data available



Horse/Jockey Name	Del Campo
Final Rank	8
Fastest Section Time (Section)	0:11.06 (1600m)
Top Speed [km/h] (Section)	66.1 (Overall)
Race State	Finished



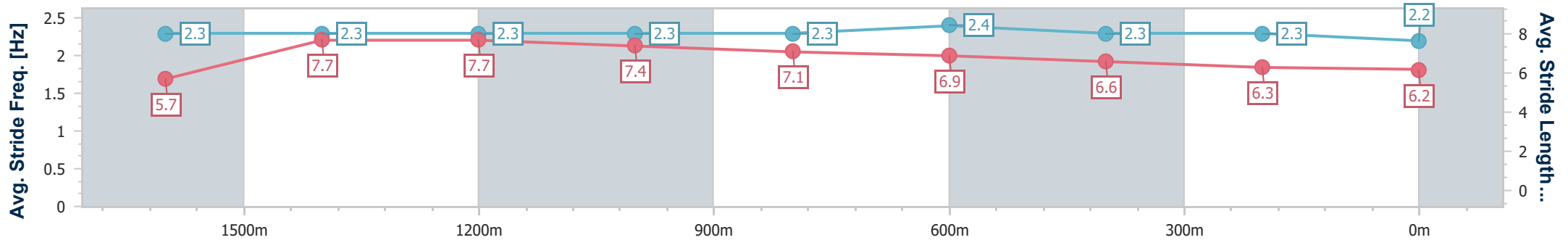
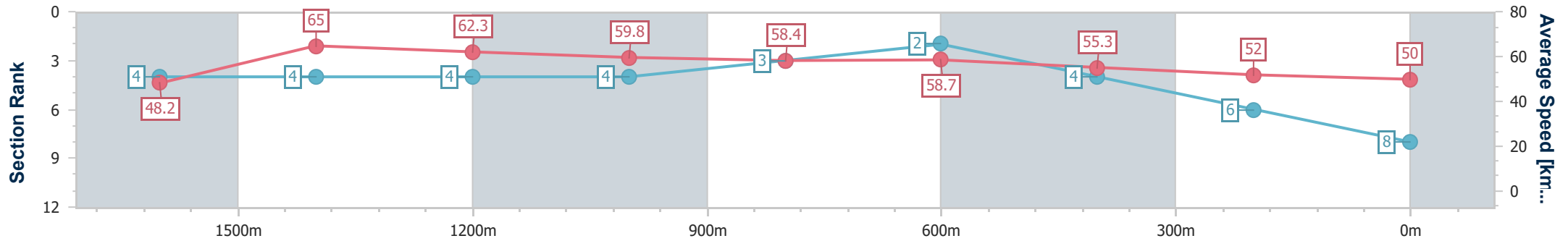
Toowoomba QLD Professional
Race 5: PLATINUM GLASS & SECURITY BENCHMARK 62
Handicap - 1890m



20 July 2024 - 19:30

Track Rating: Good 4, Weather: Fine, Rail Position: +2m 1400m-1600m; +1m Remainder

Section	Overall	1600m	1400m	1200m	1000m	800m	600m	400m	200m
Section Times	2:02.75 [8] (0:21.61)	1:41.14 [4] (0:11.06)	1:30.08 [4] (0:11.73)	1:18.35 [4] (0:12.07)	1:06.28 [4] (0:12.48)	0:53.80 [3] (0:12.45)	0:41.35 [2] (0:13.11)	0:28.24 [4] (0:13.84)	0:14.40 [6] (0:14.40)
Average Speed [km/h]	48.2	65.0	62.3	59.8	58.4	58.7	55.3	52.0	50.0
Top Speed [km/h]	66.1	65.7	64.2	61.7	59.4	59.7	58.0	52.9	51.2
Avg. Dist. to Rail [m]	5.9	0.7	2.5	3.0	3.3	3.9	1.6	0.2	0.3
Avg. Stride Freq. [Hz]	2.3	2.3	2.3	2.3	2.3	2.4	2.3	2.3	2.2
Avg. Stride Length [m]	5.7	7.7	7.7	7.4	7.1	6.9	6.6	6.3	6.2



- [] Ranking at each section and finish
- .-.- No data available at this section
- NA No data available



Horse/Jockey Name	Zoomurudi
Final Rank	9
Fastest Section Time (Section)	0:11.25 (1600m)
Top Speed [km/h] (Section)	66.1 (1600m)
Race State	Finished



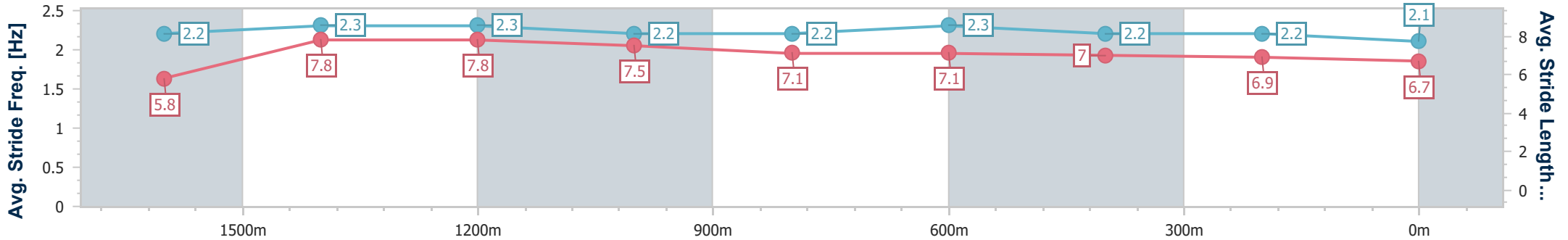
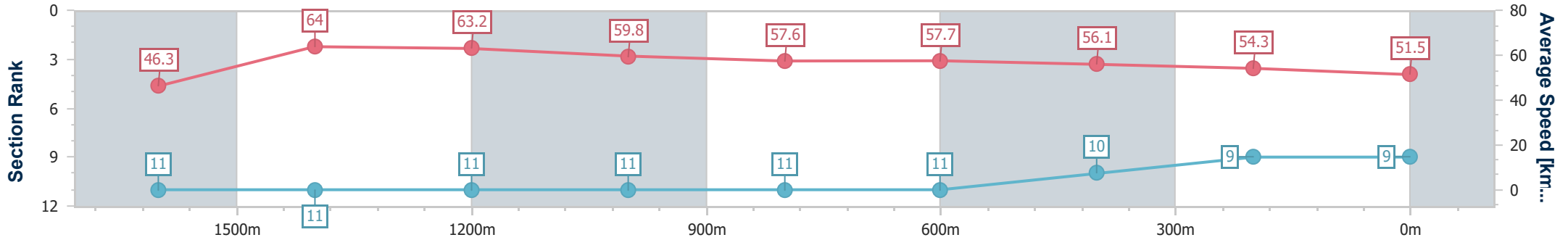
Toowoomba QLD Professional
Race 5: PLATINUM GLASS & SECURITY BENCHMARK 62
Handicap - 1890m



20 July 2024 - 19:30

Track Rating: Good 4, Weather: Fine, Rail Position: +2m 1400m-1600m; +1m Remainder

Section	Overall	1600m	1400m	1200m	1000m	800m	600m	400m	200m			
Section Times	2:02.77 [9] (0:22.54)	1:40.23 [11] (0:11.25)	1:28.98 [11] (0:11.45)	1:17.53 [11] (0:12.05)	1:05.48 [11] (0:12.59)	0:52.89 [11] (0:12.56)	0:40.33 [11] (0:13.01)	0:27.32 [10] (0:13.33)	0:13.99 [9] (0:13.99)			
Average Speed [km/h]	46.3	64.0	63.2	59.8	57.6	57.7	56.1	54.3	51.5			
Top Speed [km/h]	65.1	66.1	65.5	60.8	58.9	59.1	57.8	56.5	53.5			
Avg. Dist. to Rail [m]	6.5	0.4	1.1	1.9	1.9	2.3	2.3	3.1	3.0			
Avg. Stride Freq. [Hz]	2.2	2.3	2.3	2.2	2.2	2.3	2.2	2.2	2.1			
Avg. Stride Length [m]	5.8	7.8	7.8	7.5	7.1	7.1	7.0	6.9	6.7			



- [] Ranking at each section and finish
- .-.- No data available at this section
- NA No data available



Horse/Jockey Name	Indented Head
Final Rank	10
Fastest Section Time (Section)	0:11.18 (1600m)
Top Speed [km/h] (Section)	66.2 (Overall)
Race State	Finished



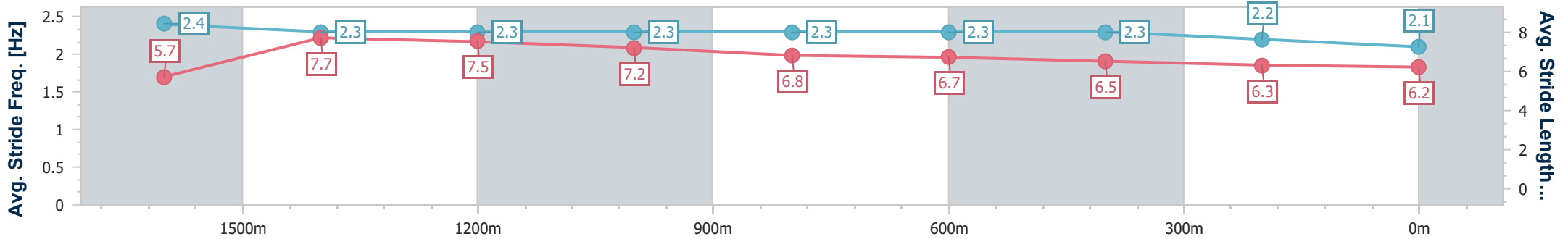
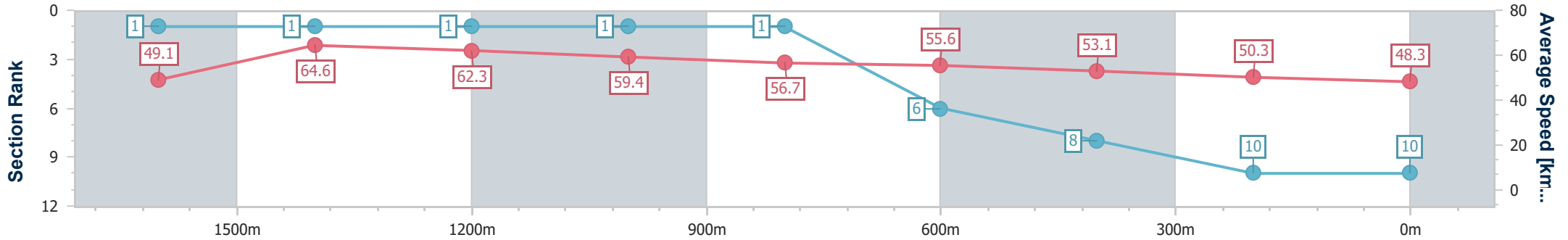
Toowoomba QLD Professional
 Race 5: PLATINUM GLASS & SECURITY BENCHMARK 62
 Handicap - 1890m



20 July 2024 - 19:30

Track Rating: Good 4, Weather: Fine, Rail Position: +2m 1400m-1600m; +1m Remainder

Section	Overall	1600m	1400m	1200m	1000m	800m	600m	400m	200m
Section Times	2:04.52 [10] (0:21.12)	1:43.40 [1] (0:11.18)	1:32.22 [1] (0:11.67)	1:20.55 [1] (0:12.09)	1:08.46 [1] (0:12.78)	0:55.68 [1] (0:12.99)	0:42.69 [6] (0:13.58)	0:29.11 [8] (0:14.29)	0:14.82 [10] (0:14.82)
Average Speed [km/h]	49.1	64.6	62.3	59.4	56.7	55.6	53.1	50.3	48.3
Top Speed [km/h]	66.2	66.0	64.1	60.9	57.6	56.5	55.4	51.2	50.0
Avg. Dist. to Rail [m]	7.3	1.0	1.3	1.6	1.2	1.1	0.6	0.7	0.3
Avg. Stride Freq. [Hz]	2.4	2.3	2.3	2.3	2.3	2.3	2.3	2.2	2.1
Avg. Stride Length [m]	5.7	7.7	7.5	7.2	6.8	6.7	6.5	6.3	6.2



- [] Ranking at each section and finish
- .-.- No data available at this section
- NA No data available



Horse/Jockey Name	Tea Leaves
Final Rank	11
Fastest Section Time (Section)	0:11.11 (1600m)
Top Speed [km/h] (Section)	66.6 (1600m)
Race State	Finished



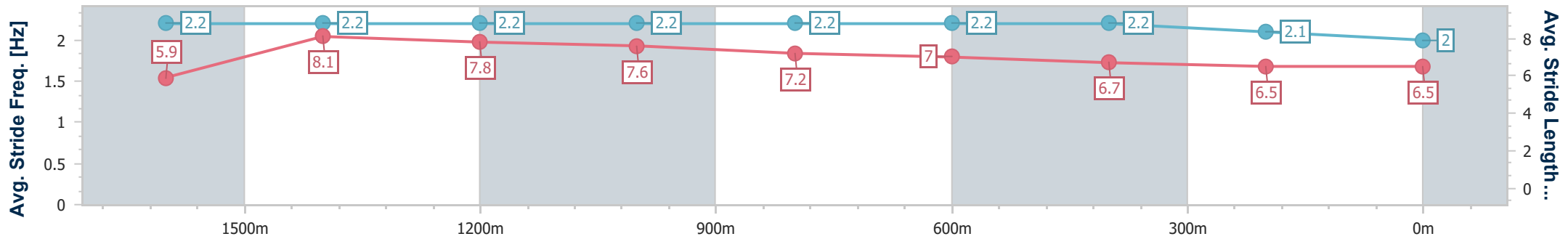
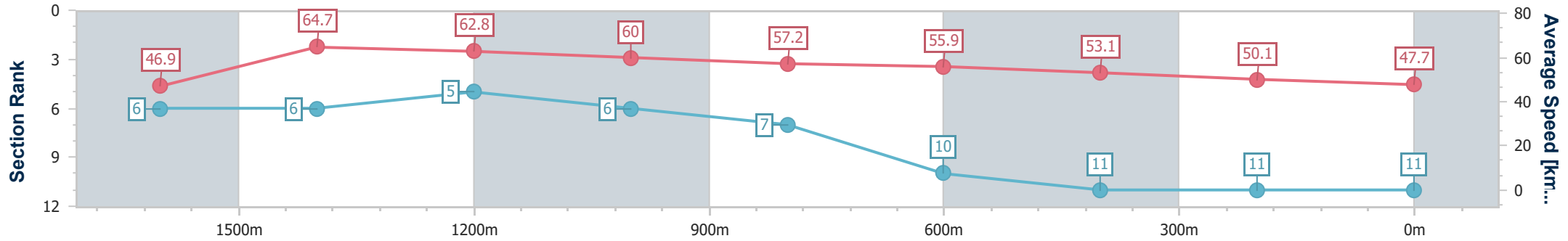
Toowoomba QLD Professional
Race 5: PLATINUM GLASS & SECURITY BENCHMARK 62
Handicap - 1890m



20 July 2024 - 19:30

Track Rating: Good 4, Weather: Fine, Rail Position: +2m 1400m-1600m; +1m Remainder

Section	Overall	1600m	1400m	1200m	1000m	800m	600m	400m	200m
Section Times	2:05.57 [11] (0:22.12)	1:43.45 [6] (0:11.11)	1:32.34 [6] (0:11.52)	1:20.82 [5] (0:11.98)	1:08.84 [6] (0:12.68)	0:56.16 [7] (0:12.93)	0:43.23 [10] (0:13.76)	0:29.47 [11] (0:14.39)	0:15.08 [11] (0:15.08)
Average Speed [km/h]	46.9	64.7	62.8	60.0	57.2	55.9	53.1	50.1	47.7
Top Speed [km/h]	64.2	66.6	66.2	61.0	58.0	56.8	56.0	50.7	50.1
Avg. Dist. to Rail [m]	5.3	1.3	1.0	1.2	1.6	1.7	2.3	1.2	1.5
Avg. Stride Freq. [Hz]	2.2	2.2	2.2	2.2	2.2	2.2	2.2	2.1	2.0
Avg. Stride Length [m]	5.9	8.1	7.8	7.6	7.2	7.0	6.7	6.5	6.5



- [] Ranking at each section and finish
- .-.- No data available at this section
- NA No data available