



Townsville QLD Professional

Race 7: HIGGINS GROUP QTIS Three-Year-Old Handicap - 1300m

20 July 2024 - 16:42



Track Rating: Soft 5, Weather: Fine, Rail Position: +3.5m Entire

Section		Overall	1200m	1000m	800m	600m	400m	Last 600m				
Field Times		1:17.26 (0:09.14)	1:08.12 (0:11.42)	0:56.70 (0:10.87)	0:45.83 (0:11.35)	0:34.48 (0:11.49)	0:22.99 (0:11.31)	0:34.48				
Rank	TAB Horse/Jockey	Barrier	Top Speed [km/h]	Fastest Section	Distance Travelled [m]							
1	1 BEAU RAIN Lacey Morrison	3	67.0	0:09.49	1:17.26 [1] (0:09.49)	1:07.77 [3] (0:11.29)	0:56.48 [3] (0:10.99)	0:45.49 [4] (0:11.24)	0:34.25 [4] (0:11.54)	0:22.71 [4] (0:11.19)	0:34.25	
2	4 RELIABLE WITNESS Chelsea Jokic	2	68.8	0:09.56	1:17.29 [2] (0:09.56)	1:07.73 [4] (0:11.41)	0:56.32 [5] (0:11.08)	0:45.24 [5] (0:11.31)	0:33.93 [6] (0:11.33)	0:22.60 [6] (0:11.06)	0:33.93	+7
3	2 YELLOWSTONE BETH Ryan Wiggins	5	68.2	0:09.82	1:17.74 [3] (0:09.82)	1:07.92 [8] (0:11.45)	0:56.47 [8] (0:11.15)	0:45.32 [7] (0:11.24)	0:34.08 [8] (0:11.39)	0:22.69 [8] (0:11.02)	0:34.08	+1
4	3 I EFF OH Scott Sheargold	6	66.7	0:09.14	1:17.84 [4] (0:09.14)	1:08.70 [1] (0:11.42)	0:57.28 [1] (0:10.87)	0:46.41 [1] (0:11.35)	0:35.06 [1] (0:11.49)	0:23.57 [1] (0:11.31)	0:35.06	-2
5	8 CRAICARO Pietro Romeo	4	67.6	0:09.76	1:18.13 [5] (0:09.76)	1:08.37 [7] (0:11.45)	0:56.92 [6] (0:10.90)	0:46.02 [6] (0:11.10)	0:34.92 [5] (0:11.41)	0:23.51 [5] (0:11.53)	0:34.92	-4
6	7 WEMYSS Nathan Thomas	1	68.2	0:09.36	1:18.18 [6] (0:09.36)	1:08.82 [2] (0:11.43)	0:57.39 [4] (0:10.96)	0:46.43 [3] (0:11.24)	0:35.19 [3] (0:11.48)	0:23.71 [3] (0:11.57)	0:35.19	+1
7	6 FEEASHIN MOON Tyler Leslight	9	66.4	0:09.58	1:18.55 [7] (0:09.58)	1:08.97 [5] (0:11.09)	0:57.88 [2] (0:11.01)	0:46.87 [2] (0:11.27)	0:35.60 [2] (0:11.50)	0:24.10 [2] (0:11.89)	0:35.60	+2
8	5 DATINKA Isabella Teh	7	68.5	0:09.63	1:18.58 [8] (0:09.63)	1:08.95 [6] (0:11.60)	0:57.35 [7] (0:11.32)	0:46.03 [8] (0:10.92)	0:35.11 [7] (0:11.54)	0:23.57 [7] (0:11.48)	0:35.11	+8
9	9 ROTH 'N' BUBBLE Jackson Murphy	8	68.2	0:10.02	1:18.60 [9] (0:10.02)	1:08.58 [9] (0:11.51)	0:57.07 [9] (0:11.09)	0:45.98 [9] (0:11.05)	0:34.93 [9] (0:11.38)	0:23.55 [8] (0:11.42)	0:34.93	+2



Townsville QLD Professional

Race 7: HIGGINS GROUP QTIS Three-Year-Old Handicap - 1300m

20 July 2024 - 16:42



Track Rating: Soft 5, Weather: Fine, Rail Position: +3.5m Entire

Section							200m			Last 600m
Field Times							0:11.68			0:34.48
							(0:11.68)			
Rank	TAB	Horse/Jockey	Barrier	Top Speed [km/h]	Fastest Section	Margin			Distance Travelled [m]	
1	1	BEAU RAIN	3	67.0	0:09.49	0:11.52 [2]	1:17.26		0:34.25	
		Lacey Morrison		1000m	Overall	(0:11.52)				
2	4	RELIABLE WITNESS	2	68.8	0:09.56	0:11.54 [3]	0.19L		0:33.93 +7	
		Chelsea Jokic		1000m	Overall	(0:11.54)				
3	2	YELLOWSTONE BETH	5	68.2	0:09.82	0:11.67 [5]	2.83L		0:34.08 +1	
		Ryan Wiggins		1000m	Overall	(0:11.67)				
4	3	I EFF OH	6	66.7	0:09.14	0:12.26 [1]	3.44L		0:35.06 -2	
		Scott Sheargold		1000m	Overall	(0:12.26)				
5	8	CRAICARO	4	67.6	0:09.76	0:11.98 [6]	5.13L		0:34.92 -4	
		Pietro Romeo		1000m	Overall	(0:11.98)				
6	7	WEMYSS	1	68.2	0:09.36	0:12.14 [4]	5.42L		0:35.19 +1	
		Nathan Thomas		1000m	Overall	(0:12.14)				
7	6	FEEASHIN MOON	9	66.4	0:09.58	0:12.21 [7]	7.57L		0:35.60 +2	
		Tyler Leslight		1000m	Overall	(0:12.21)				
8	5	DATINKA	7	68.5	0:09.63	0:12.09 [9]	7.75L		0:35.11 +8	
		Isabella Teh		800m	Overall	(0:12.09)				
9	9	ROTH 'N' BUBBLE	8	68.2	0:10.02	0:12.13 [8]	7.89L		0:34.93 +2	
		Jackson Murphy		800m	Overall	(0:12.13)				



Horse/Jockey Name	Beau Rain
Final Rank	1
Fastest Section Time (Section)	0:09.49 (Overall)
Top Speed [km/h] (Section)	67.0 (1000m)
Race State	Finished



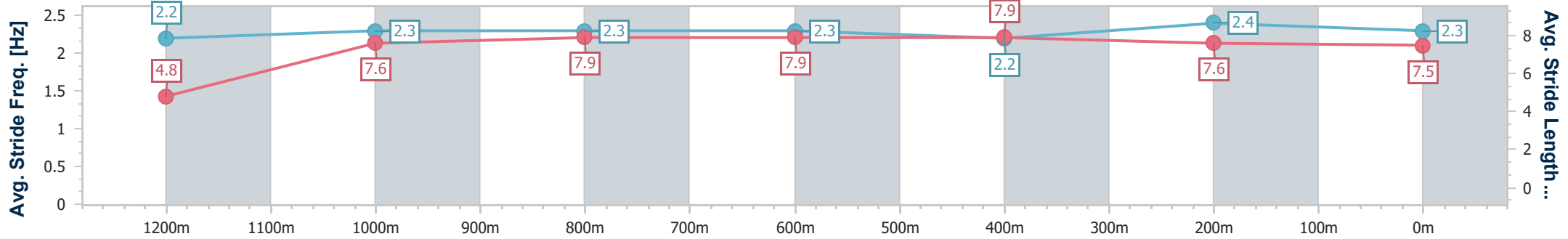
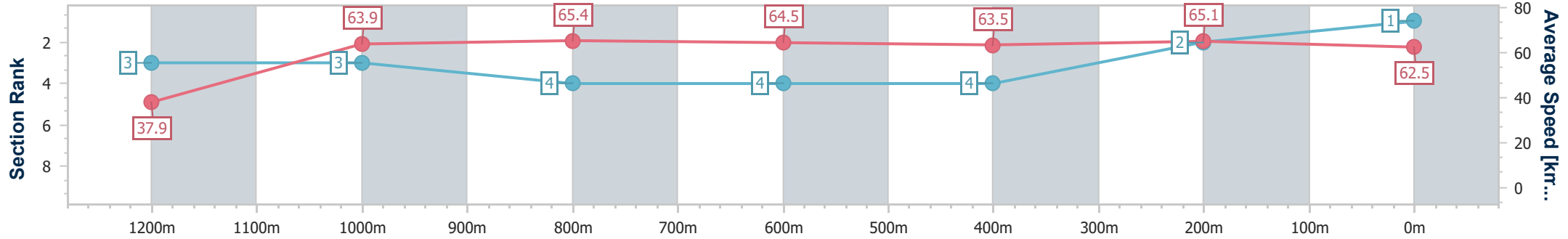
Townsville QLD Professional
Race 7: HIGGINS GROUP QTIS Three-Year-Old Handicap - 1300m

20 July 2024 - 16:42

Track Rating: Soft 5, Weather: Fine, Rail Position: +3.5m Entire



Section	Overall	1200m	1000m	800m	600m	400m	200m
Section Times	1:17.26 [1] (0:09.49)	1:07.77 [3] (0:11.29)	0:56.48 [3] (0:10.99)	0:45.49 [4] (0:11.24)	0:34.25 [4] (0:11.54)	0:22.71 [4] (0:11.19)	0:11.52 [2] (0:11.52)
Average Speed [km/h]	37.9	63.9	65.4	64.5	63.5	65.1	62.5
Top Speed [km/h]	63.8	65.2	67.0	65.5	64.5	66.4	65.0
Avg. Dist. to Rail [m]	5.8	0.8	0.3	1.5	3.6	5.6	5.0
Avg. Stride Freq. [Hz]	2.2	2.3	2.3	2.3	2.2	2.4	2.3
Avg. Stride Length [m]	4.8	7.6	7.9	7.9	7.9	7.6	7.5



- [] Ranking at each section and finish
- .-.- No data available at this section
- NA No data available



Horse/Jockey Name	Reliable Witness
Final Rank	2
Fastest Section Time (Section)	0:09.56 (Overall)
Top Speed [km/h] (Section)	68.8 (1000m)
Race State	Finished



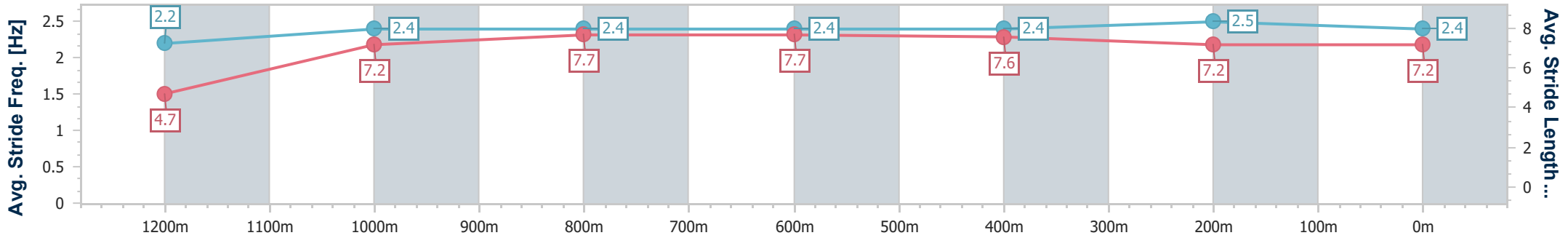
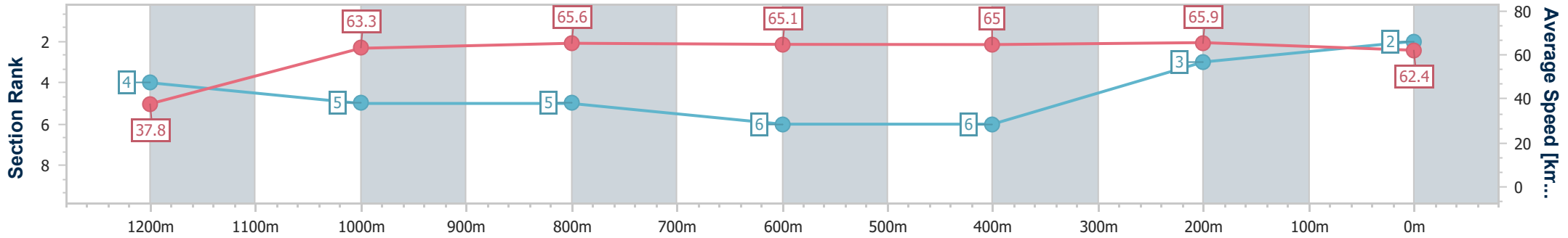
Townsville QLD Professional
Race 7: HIGGINS GROUP QTIS Three-Year-Old Handicap - 1300m

20 July 2024 - 16:42

Track Rating: Soft 5, Weather: Fine, Rail Position: +3.5m Entire



Section	Overall	1200m	1000m	800m	600m	400m	200m
Section Times	1:17.29 [2] (0:09.56)	1:07.73 [4] (0:11.41)	0:56.32 [5] (0:11.08)	0:45.24 [5] (0:11.31)	0:33.93 [6] (0:11.33)	0:22.60 [6] (0:11.06)	0:11.54 [3] (0:11.54)
Average Speed [km/h]	37.8	63.3	65.6	65.1	65.0	65.9	62.4
Top Speed [km/h]	61.9	66.2	68.8	67.0	66.6	67.1	66.2
Avg. Dist. to Rail [m]	5.3	2.4	2.2	4.3	4.6	7.1	7.3
Avg. Stride Freq. [Hz]	2.2	2.4	2.4	2.4	2.4	2.5	2.4
Avg. Stride Length [m]	4.7	7.2	7.7	7.7	7.6	7.2	7.2



- [] Ranking at each section and finish
- .-.- No data available at this section
- NA No data available



Horse/Jockey Name	Yellowstone Beth
Final Rank	3
Fastest Section Time (Section)	0:09.82 (Overall)
Top Speed [km/h] (Section)	68.2 (1000m)
Race State	Finished



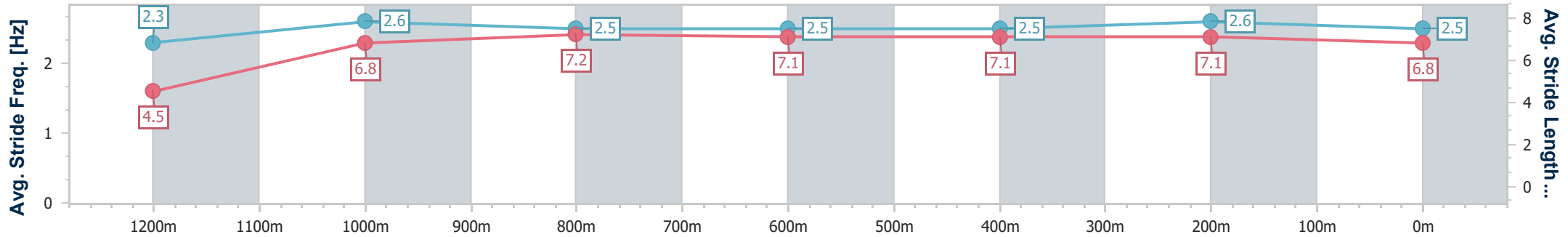
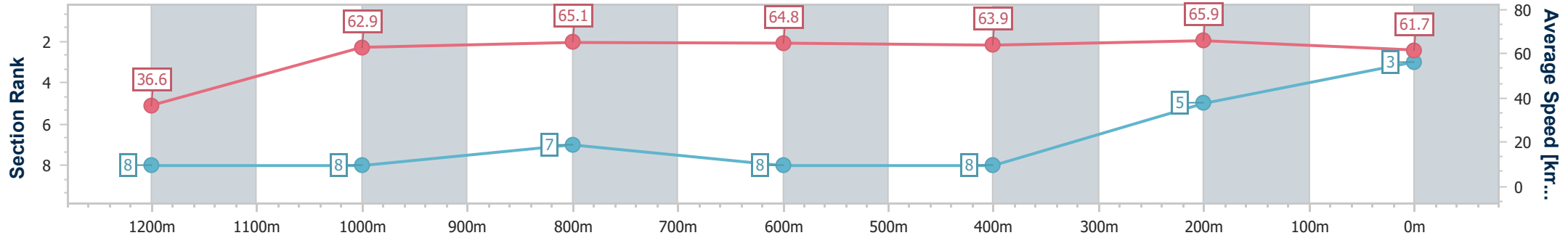
Townsville QLD Professional
Race 7: HIGGINS GROUP QTIS Three-Year-Old Handicap - 1300m

20 July 2024 - 16:42

Track Rating: Soft 5, Weather: Fine, Rail Position: +3.5m Entire



Section	Overall	1200m	1000m	800m	600m	400m	200m
Section Times	1:17.74 [3] (0:09.82)	1:07.92 [8] (0:11.45)	0:56.47 [8] (0:11.15)	0:45.32 [7] (0:11.24)	0:34.08 [8] (0:11.39)	0:22.69 [8] (0:11.02)	0:11.67 [5]
Average Speed [km/h]	36.6	62.9	65.1	64.8	63.9	65.9	61.7
Top Speed [km/h]	60.1	65.3	68.2	67.9	67.1	67.1	64.9
Avg. Dist. to Rail [m]	5.4	0.6	1.4	2.7	2.2	5.9	7.3
Avg. Stride Freq. [Hz]	2.3	2.6	2.5	2.5	2.5	2.6	2.5
Avg. Stride Length [m]	4.5	6.8	7.2	7.1	7.1	7.1	6.8



- [] Ranking at each section and finish
- .-.- No data available at this section
- NA No data available



Horse/Jockey Name	I Eff Oh
Final Rank	4
Fastest Section Time (Section)	0:09.14 (Overall)
Top Speed [km/h] (Section)	66.7 (1000m)
Race State	Finished



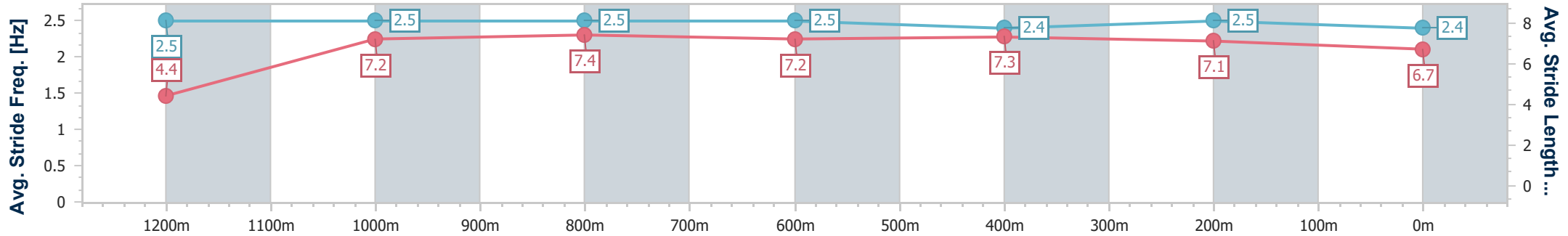
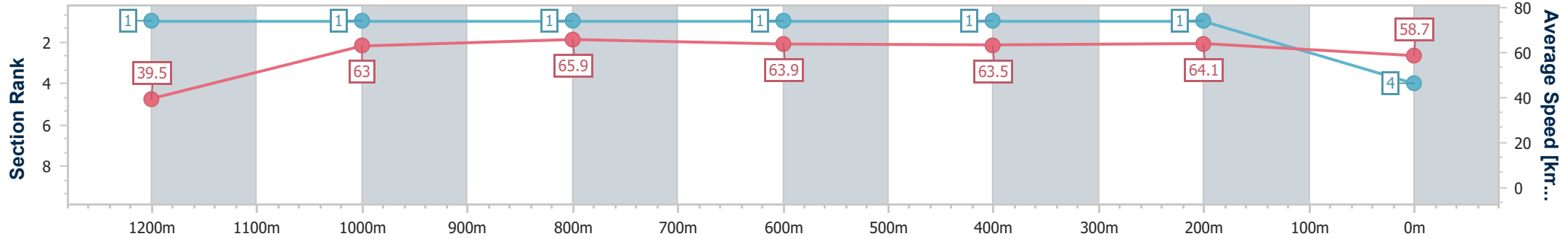
Townsville QLD Professional
Race 7: HIGGINS GROUP QTIS Three-Year-Old Handicap - 1300m

20 July 2024 - 16:42

Track Rating: Soft 5, Weather: Fine, Rail Position: +3.5m Entire



Section	Overall	1200m	1000m	800m	600m	400m	200m
Section Times	1:17.84 [4] (0:09.14)	1:08.70 [1] (0:11.42)	0:57.28 [1] (0:10.87)	0:46.41 [1] (0:11.35)	0:35.06 [1] (0:11.49)	0:23.57 [1] (0:11.31)	0:12.26 [1] (0:12.26)
Average Speed [km/h]	39.5	63.0	65.9	63.9	63.5	64.1	58.7
Top Speed [km/h]	64.3	64.5	66.7	65.2	64.5	65.4	60.7
Avg. Dist. to Rail [m]	6.9	0.4	1.0	1.5	2.9	3.1	3.8
Avg. Stride Freq. [Hz]	2.5	2.5	2.5	2.5	2.4	2.5	2.4
Avg. Stride Length [m]	4.4	7.2	7.4	7.2	7.3	7.1	6.7



- [] Ranking at each section and finish
- .-.- No data available at this section
- NA No data available



Horse/Jockey Name	Craicaro
Final Rank	5
Fastest Section Time (Section)	0:09.76 (Overall)
Top Speed [km/h] (Section)	67.6 (1000m)
Race State	Finished



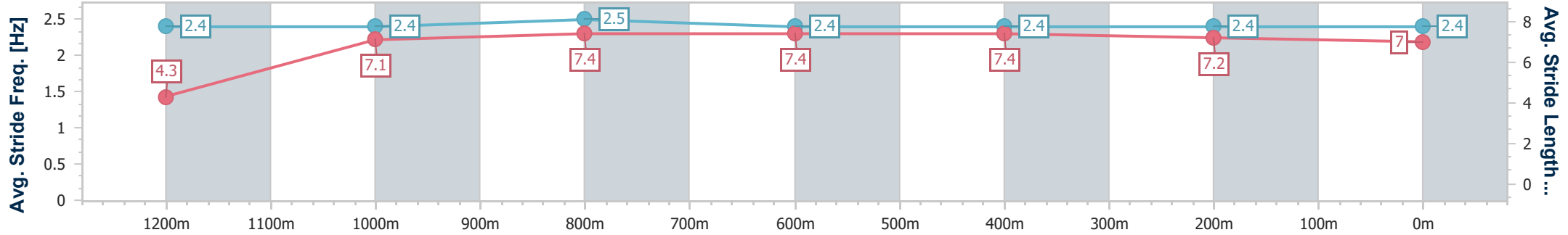
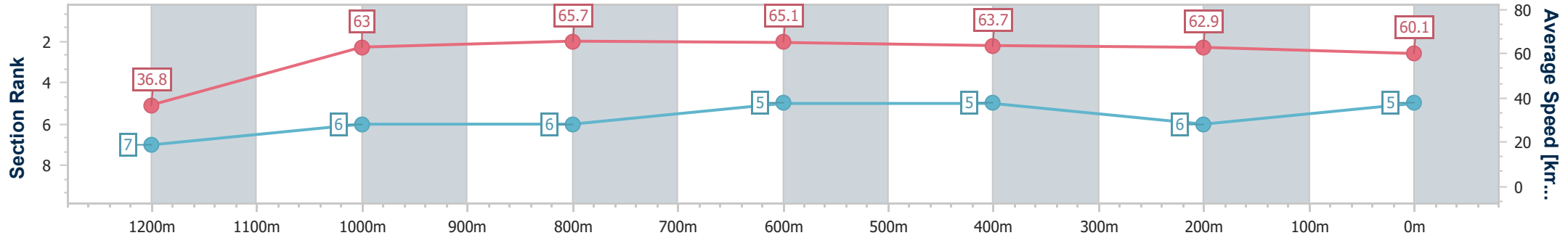
Townsville QLD Professional
Race 7: HIGGINS GROUP QTIS Three-Year-Old Handicap - 1300m

20 July 2024 - 16:42

Track Rating: Soft 5, Weather: Fine, Rail Position: +3.5m Entire



Section	Overall	1200m	1000m	800m	600m	400m	200m
Section Times	1:18.13 [5] (0:09.76)	1:08.37 [7] (0:11.45)	0:56.92 [6] (0:10.90)	0:46.02 [6] (0:11.10)	0:34.92 [5] (0:11.41)	0:23.51 [5] (0:11.53)	0:11.98 [6] (0:11.98)
Average Speed [km/h]	36.8	63.0	65.7	65.1	63.7	62.9	60.1
Top Speed [km/h]	62.8	65.0	67.6	67.4	65.1	64.2	62.4
Avg. Dist. to Rail [m]	5.4	0.3	1.1	1.0	2.3	3.5	3.7
Avg. Stride Freq. [Hz]	2.4	2.4	2.5	2.4	2.4	2.4	2.4
Avg. Stride Length [m]	4.3	7.1	7.4	7.4	7.4	7.2	7.0



- [] Ranking at each section and finish
- .-.- No data available at this section
- NA No data available



Horse/Jockey Name	Wemyss
Final Rank	6
Fastest Section Time (Section)	0:09.36 (Overall)
Top Speed [km/h] (Section)	68.2 (1000m)
Race State	Finished



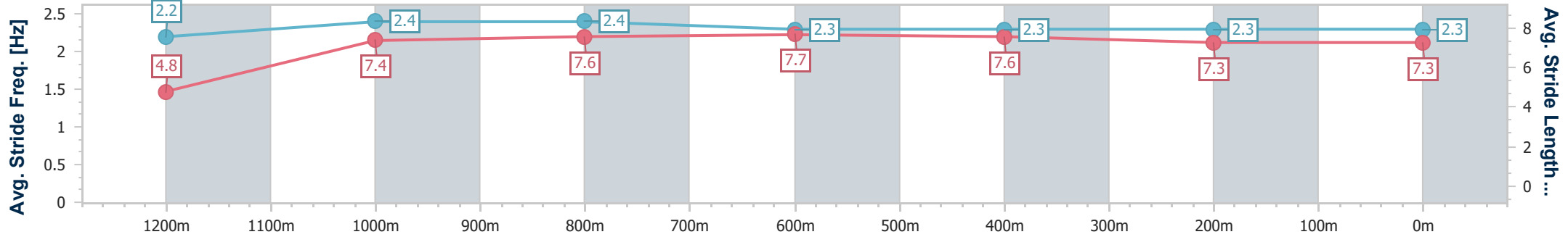
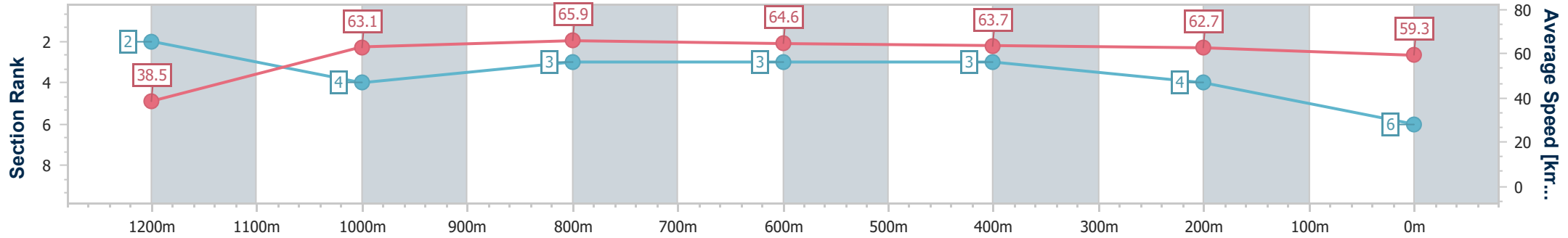
Townsville QLD Professional
Race 7: HIGGINS GROUP QTIS Three-Year-Old Handicap - 1300m

20 July 2024 - 16:42

Track Rating: Soft 5, Weather: Fine, Rail Position: +3.5m Entire



Section	Overall	1200m	1000m	800m	600m	400m	200m
Section Times	1:18.18 [6] (0:09.36)	1:08.82 [2] (0:11.43)	0:57.39 [4] (0:10.96)	0:46.43 [3] (0:11.24)	0:35.19 [3] (0:11.48)	0:23.71 [3] (0:11.57)	0:12.14 [4] (0:12.14)
Average Speed [km/h]	38.5	63.1	65.9	64.6	63.7	62.7	59.3
Top Speed [km/h]	63.7	64.6	68.2	66.9	64.8	65.1	61.6
Avg. Dist. to Rail [m]	4.3	0.7	0.6	2.4	3.0	4.5	6.7
Avg. Stride Freq. [Hz]	2.2	2.4	2.4	2.3	2.3	2.3	2.3
Avg. Stride Length [m]	4.8	7.4	7.6	7.7	7.6	7.3	7.3



- [] Ranking at each section and finish
- .-.- No data available at this section
- NA No data available



Horse/Jockey Name	Feashin Moon
Final Rank	7
Fastest Section Time (Section)	0:09.58 (Overall)
Top Speed [km/h] (Section)	66.4 (1000m)
Race State	Finished



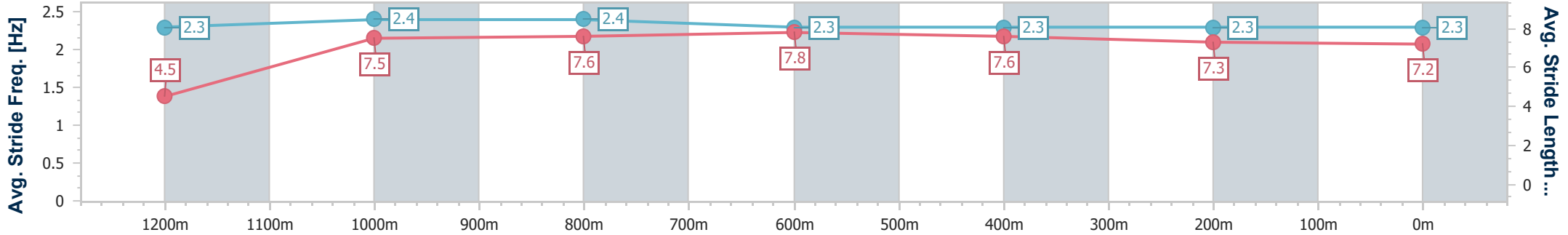
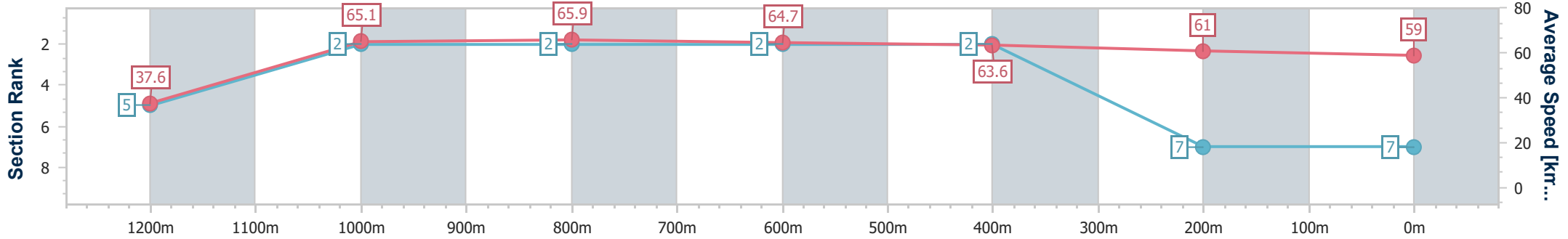
Townsville QLD Professional
Race 7: HIGGINS GROUP QTIS Three-Year-Old Handicap - 1300m



20 July 2024 - 16:42

Track Rating: Soft 5, Weather: Fine, Rail Position: +3.5m Entire

Section	Overall	1200m	1000m	800m	600m	400m	200m
Section Times	1:18.55 [7] (0:09.58)	1:08.97 [5] (0:11.09)	0:57.88 [2] (0:11.01)	0:46.87 [2] (0:11.27)	0:35.60 [2] (0:11.50)	0:24.10 [2] (0:11.89)	0:12.21 [7] (0:12.21)
Average Speed [km/h]	37.6	65.1	65.9	64.7	63.6	61.0	59.0
Top Speed [km/h]	63.8	66.3	66.4	65.5	64.8	62.8	61.1
Avg. Dist. to Rail [m]	10.4	3.4	1.9	2.4	3.1	5.5	6.1
Avg. Stride Freq. [Hz]	2.3	2.4	2.4	2.3	2.3	2.3	2.3
Avg. Stride Length [m]	4.5	7.5	7.6	7.8	7.6	7.3	7.2



- [] Ranking at each section and finish
- .-.- No data available at this section
- NA No data available



Horse/Jockey Name	Datinka
Final Rank	8
Fastest Section Time (Section)	0:09.63 (Overall)
Top Speed [km/h] (Section)	68.5 (800m)
Race State	Finished



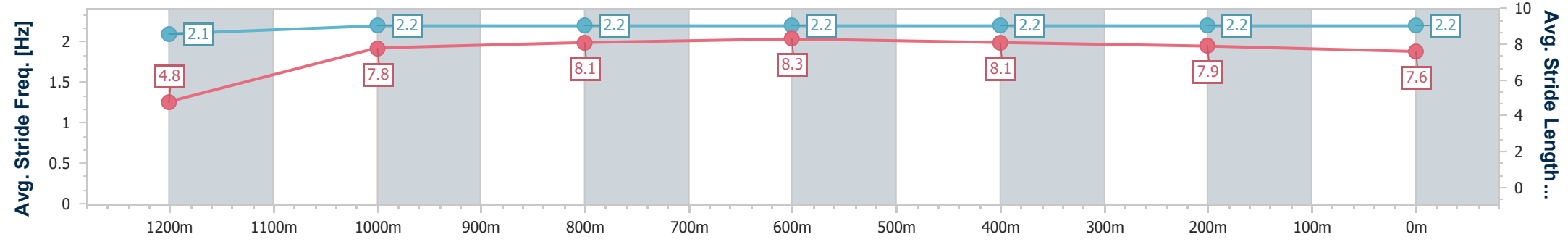
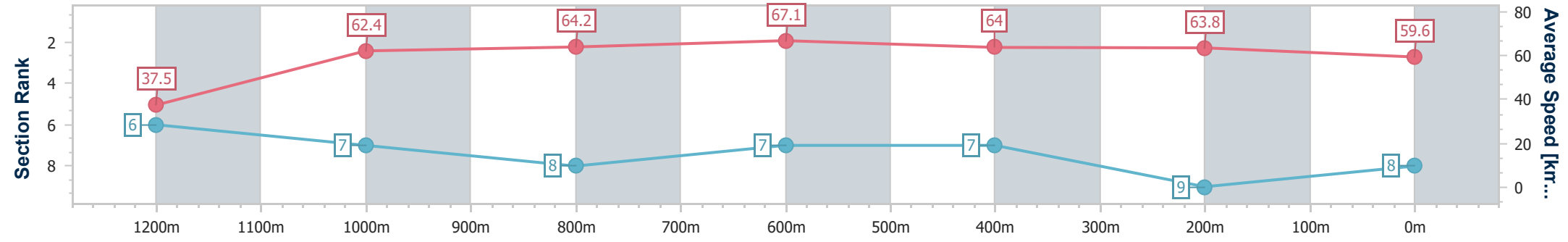
Townsville QLD Professional
Race 7: HIGGINS GROUP QTIS Three-Year-Old Handicap - 1300m

20 July 2024 - 16:42

Track Rating: Soft 5, Weather: Fine, Rail Position: +3.5m Entire



Section	Overall	1200m	1000m	800m	600m	400m	200m
Section Times	1:18.58 [8] (0:09.63)	1:08.95 [6] (0:11.60)	0:57.35 [7] (0:11.32)	0:46.03 [8] (0:10.92)	0:35.11 [7] (0:11.54)	0:23.57 [7] (0:11.48)	0:12.09 [9] (0:12.09)
Average Speed [km/h]	37.5	62.4	64.2	67.1	64.0	63.8	59.6
Top Speed [km/h]	60.8	64.3	67.2	68.5	65.2	64.7	63.2
Avg. Dist. to Rail [m]	9.5	3.2	2.3	3.3	5.6	9.3	10.4
Avg. Stride Freq. [Hz]	2.1	2.2	2.2	2.2	2.2	2.2	2.2
Avg. Stride Length [m]	4.8	7.8	8.1	8.3	8.1	7.9	7.6



- [] Ranking at each section and finish
- .-.- No data available at this section
- NA No data available



Horse/Jockey Name	Roth 'N' Bubble
Final Rank	9
Fastest Section Time (Section)	0:10.02 (Overall)
Top Speed [km/h] (Section)	68.2 (800m)
Race State	Finished



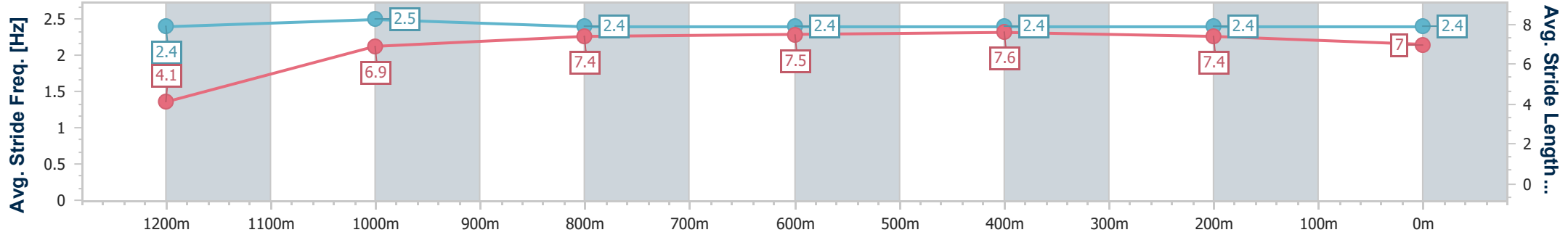
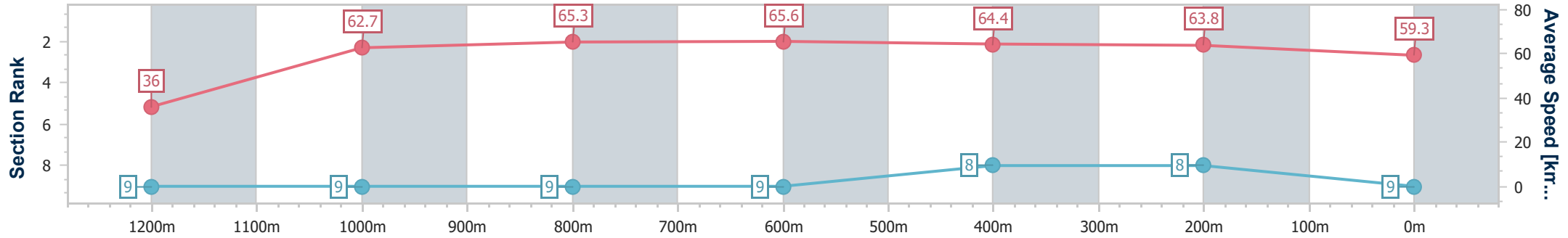
Townsville QLD Professional
Race 7: HIGGINS GROUP QTIS Three-Year-Old Handicap - 1300m

20 July 2024 - 16:42

Track Rating: Soft 5, Weather: Fine, Rail Position: +3.5m Entire



Section	Overall	1200m	1000m	800m	600m	400m	200m
Section Times	1:18.60 [9] (0:10.02)	1:08.58 [9] (0:11.51)	0:57.07 [9] (0:11.09)	0:45.98 [9] (0:11.05)	0:34.93 [9] (0:11.38)	0:23.55 [8] (0:11.42)	0:12.13 [8] (0:12.13)
Average Speed [km/h]	36.0	62.7	65.3	65.6	64.4	63.8	59.3
Top Speed [km/h]	60.2	65.1	67.9	68.2	66.0	65.0	62.4
Avg. Dist. to Rail [m]	8.9	2.0	1.1	1.7	3.5	7.2	8.4
Avg. Stride Freq. [Hz]	2.4	2.5	2.4	2.4	2.4	2.4	2.4
Avg. Stride Length [m]	4.1	6.9	7.4	7.5	7.6	7.4	7.0



- [] Ranking at each section and finish
- .-.- No data available at this section
- NA No data available