



Sunshine Coast QLD Professional

Race 4: THE DUPORTH Class 4 Handicap - 1400m

21 July 2024 - 14:13



Track Rating: Soft 5, Weather: Fine, Rail Position: +4m Entire

Section		Field Times										Last 600m				
		Overall	1200m	1000m	800m	600m	400m						0:36.83			
		1:24.54 (0:13.39)	1:11.15 (0:10.72)	1:00.43 (0:11.44)	0:48.99 (0:12.16)	0:36.83 (0:12.24)	0:24.59 (0:12.05)									
Rank	TAB	Horse/Jockey	Barrier	Top Speed [km/h]	Fastest Section											Distance Travelled [m]
1	1	HANG FIVE Justin Huxtable	1	67.3 Overall	0:10.99 1200m	1:24.54 [1] (0:13.46)	1:11.08 [4] (0:10.99)	1:00.09 [4] (0:11.57)	0:48.52 [4] (0:12.06)	0:36.46 [4] (0:12.10)	0:24.36 [4] (0:11.82)	0:36.46				
2	2	SEBRING GIRL Cody Collis	9	65.7 1200m	0:11.15 1200m	1:24.93 [2] (0:14.49)	1:10.44 [10] (0:11.15)	0:59.29 [10] (0:11.62)	0:47.67 [11] (0:11.84)	0:35.83 [11] (0:11.74)	0:24.09 [11] (0:11.62)	0:35.83		+3		
3	9	HEARSAY Tahlia Fenlon	5	66.0 1200m	0:11.24 1200m	1:24.93 [3] (0:14.20)	1:10.73 [9] (0:11.24)	0:59.49 [9] (0:11.54)	0:47.95 [9] (0:11.69)	0:36.26 [9] (0:11.86)	0:24.40 [8] (0:11.72)	0:36.26		+3		
4	12	HOOKS Samantha Collett	7	66.7 Overall	0:10.96 1200m	1:25.09 [4] (0:13.42)	1:11.67 [3] (0:10.96)	1:00.71 [3] (0:11.49)	0:49.22 [3] (0:12.03)	0:37.19 [3] (0:12.14)	0:25.05 [3] (0:11.96)	0:37.19		+7		
5	8	BIG TICKET BOY Georgina Cartwright	4	65.3 1200m	0:11.15 1200m	1:25.24 [5] (0:14.59)	1:10.65 [11] (0:11.15)	0:59.50 [11] (0:11.43)	0:48.07 [10] (0:11.79)	0:36.28 [10] (0:11.79)	0:24.49 [10] (0:11.79)	0:36.28		+0		
6	3	FIGHTING IDOL Justin Stanley	2	65.8 Overall	0:11.14 1200m	1:25.35 [6] (0:13.80)	1:11.55 [5] (0:11.14)	1:00.41 [5] (0:11.50)	0:48.91 [5] (0:11.89)	0:37.02 [6] (0:11.95)	0:25.07 [5] (0:12.00)	0:37.02		-1		
7	11	MAXIE TAP Trudy Thornton	11	65.5 1200m	0:11.14 1200m	1:25.50 [7] (0:13.95)	1:11.55 [7] (0:11.14)	1:00.41 [7] (0:11.50)	0:48.91 [7] (0:11.82)	0:37.09 [7] (0:12.02)	0:25.07 [7] (0:12.02)	0:37.09		+9		
8	6	GOOD LIEUTENANT Nikita Beriman	10	68.2 1200m	0:10.72 1200m	1:25.58 [8] (0:13.39)	1:12.19 [1] (0:10.72)	1:01.47 [1] (0:11.44)	0:50.03 [1] (0:12.16)	0:37.87 [1] (0:12.24)	0:25.63 [1] (0:12.23)	0:37.87		+2		
9	7	CONTRERAS Ron Stewart	3	66.3 Overall	0:11.19 1200m	1:25.79 [9] (0:14.04)	1:11.75 [8] (0:11.19)	1:00.56 [8] (0:11.47)	0:49.09 [8] (0:11.84)	0:37.25 [8] (0:12.05)	0:25.20 [9] (0:12.00)	0:37.25		+1		
10	5	MONEY MAN Michael Rodd	8	68.1 1200m	0:10.78 1200m	1:25.86 [10] (0:13.41)	1:12.45 [2] (0:10.78)	1:01.67 [2] (0:11.59)	0:50.08 [2] (0:12.08)	0:38.00 [2] (0:12.18)	0:25.82 [2] (0:12.35)	0:38.00		+3		

Scratched: Crazy Brave (#4)

[] Ranking at each section and finish
 -:-:- No data available at this section
 NA No data available

SCN Saddle cloth number
 DNF Did not finish
 DNT Did not track



Sunshine Coast QLD Professional
Race 4: THE DUPORTH Class 4 Handicap - 1400m
 21 July 2024 - 14:13



Track Rating: Soft 5, Weather: Fine, Rail Position: +4m Entire

Section	Overall	1200m	1000m	800m	600m	400m	Last 600m
Field Times	1:24.54 (0:13.39)	1:11.15 (0:10.72)	1:00.43 (0:11.44)	0:48.99 (0:12.16)	0:36.83 (0:12.24)	0:24.59 (0:12.05)	0:36.83

Rank	TAB	Horse/Jockey	Barrier	Top Speed [km/h]	Fastest Section	Distance Travelled [m]
11	10	DECEMBER DIAMOND	12	66.4	0:11.18	
		Cejay Graham		Overall	1200m	+2

Scratched: Crazy Brave (#4)

[] Ranking at each section and finish
 -:-:- No data available at this section
 NA No data available

SCN Saddle cloth number
 DNF Did not finish
 DNT Did not track



Sunshine Coast QLD Professional
Race 4: THE DUPORTH Class 4 Handicap - 1400m
 21 July 2024 - 14:13



Track Rating: Soft 5, Weather: Fine, Rail Position: +4m Entire

Section							200m			Last 600m
Field Times							0:12.54			0:36.83
							(0:12.54)			
Rank	TAB	Horse/Jockey	Barrier	Top Speed [km/h]	Fastest Section	Margin			Distance Travelled [m]	
1	1	HANG FIVE	1	67.3	0:10.99	0:12.54 [1]	1:24.54		0:36.46	
		Justin Huxtable		Overall	1200m	(0:12.54)				
2	2	SEBRING GIRL	9	65.7	0:11.15	0:12.47 [8]	2.3L		0:35.83 +3	
		Cody Collis		1200m	1200m	(0:12.47)				
3	9	HEARSAY	5	66.0	0:11.24	0:12.68 [4]	2.4L		0:36.26 +3	
		Tahlia Fenlon		1200m	1200m	(0:12.68)				
4	12	HOOKS	7	66.7	0:10.96	0:13.09 [2]	3.2L		0:37.19 +7	
		Samantha Collett		Overall	1200m	(0:13.09)				
5	8	BIG TICKET BOY	4	65.3	0:11.15	0:12.70 [9]	4L		0:36.28 +0	
		Georgina Cartwright		1200m	1200m	(0:12.70)				
6	3	FIGHTING IDOL	2	65.8	0:11.14	0:13.07 [5]	4.5L		0:37.02 -1	
		Justin Stanley		Overall	1200m	(0:13.07)				
7	11	MAXIE TAP	11	65.5	0:11.14	0:13.05 [7]	5.3L		0:37.09 +9	
		Trudy Thornton		1200m	1200m	(0:13.05)				
8	6	GOOD LIEUTENANT	10	68.2	0:10.72	0:13.40 [3]	5.6L		0:37.87 +2	
		Nikita Beriman		1200m	1200m	(0:13.40)				
9	7	CONTRERAS	3	66.3	0:11.19	0:13.20 [10]	6.6L		0:37.25 +1	
		Ron Stewart		Overall	1200m	(0:13.20)				
10	5	MONEY MAN	8	68.1	0:10.78	0:13.47 [6]	6.9L		0:38.00 +3	
		Michael Rodd		1200m	1200m	(0:13.47)				

Scratched: Crazy Brave (#4)

[] Ranking at each section and finish
 -:-:- No data available at this section
 NA No data available

SCN Saddle cloth number
 DNF Did not finish
 DNT Did not track



Sunshine Coast QLD Professional
Race 4: THE DUPORTH Class 4 Handicap - 1400m
 21 July 2024 - 14:13



Track Rating: Soft 5, Weather: Fine, Rail Position: +4m Entire

Section				200m				Last 600m		
Field Times				0:12.54 (0:12.54)				0:36.83		
Rank	TAB	Horse/Jockey	Barrier	Top Speed [km/h]	Fastest Section	Margin		Distance Travelled [m]		
11	10	DECEMBER DIAMOND	12	66.4	0:11.18	0:13.34 [11]	7.4L		0:37.68	+2
		Cejay Graham		Overall	1200m	(0:13.34)				

Scratched: Crazy Brave (#4)

[] Ranking at each section and finish
 -:-:- No data available at this section
 NA No data available

SCN Saddle cloth number
 DNF Did not finish
 DNT Did not track



Horse/Jockey Name	Hang Five
Final Rank	1
Fastest Section Time (Section)	0:10.99 (1200m)
Top Speed [km/h] (Section)	67.3 (Overall)
Race State	Finished



Sunshine Coast QLD Professional

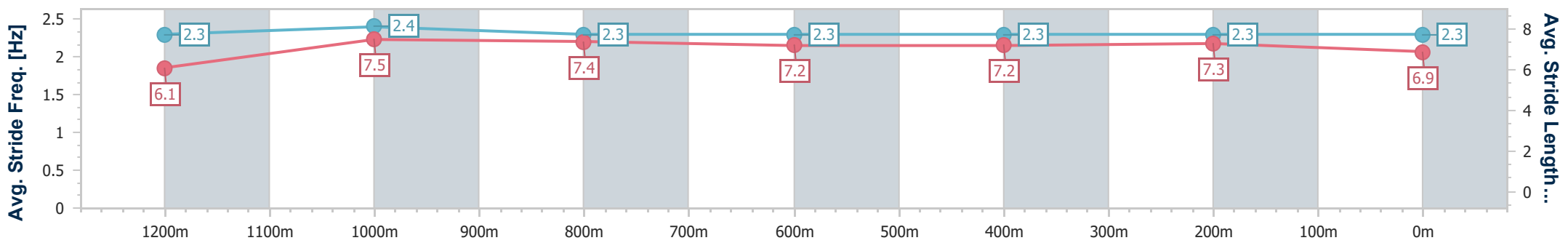
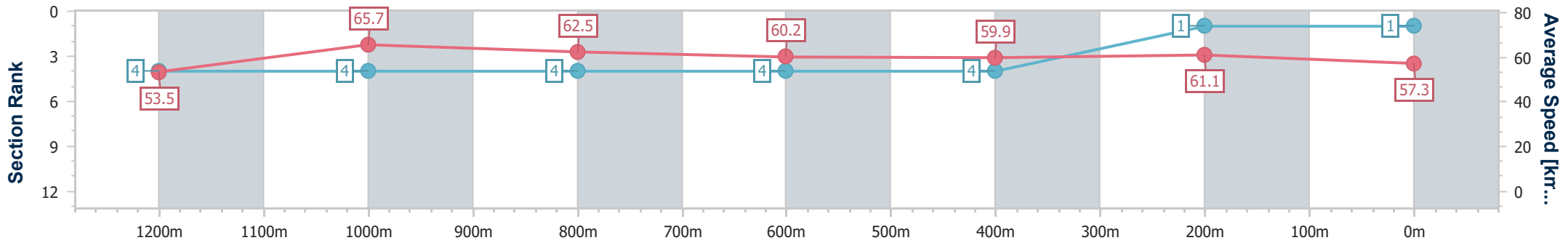
Race 4: THE DUPORTH Class 4 Handicap - 1400m



21 July 2024 - 14:13

Track Rating: Soft 5, Weather: Fine, Rail Position: +4m Entire

Section	Overall	1200m	1000m	800m	600m	400m	200m
Section Times	1:24.54 [1] (0:13.46)	1:11.08 [4] (0:10.99)	1:00.09 [4] (0:11.57)	0:48.52 [4] (0:12.06)	0:36.46 [4] (0:12.10)	0:24.36 [4] (0:11.82)	0:12.54 [1] (0:12.54)
Average Speed [km/h]	53.5	65.7	62.5	60.2	59.9	61.1	57.3
Top Speed [km/h]	67.3	66.9	64.8	61.4	61.0	62.2	60.5
Avg. Dist. to Rail [m]	3.8	2.6	2.2	1.7	0.9	1.4	4.0
Avg. Stride Freq. [Hz]	2.3	2.4	2.3	2.3	2.3	2.3	2.3
Avg. Stride Length [m]	6.1	7.5	7.4	7.2	7.2	7.3	6.9



- [] Ranking at each section and finish
- .-.- No data available at this section
- NA No data available



Horse/Jockey Name	Sebring Girl
Final Rank	2
Fastest Section Time (Section)	0:11.15 (1200m)
Top Speed [km/h] (Section)	65.7 (1200m)
Race State	Finished



Sunshine Coast QLD Professional

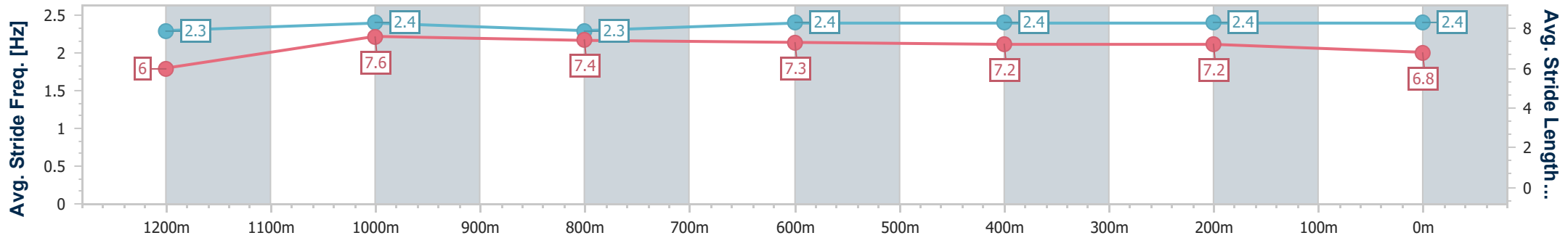
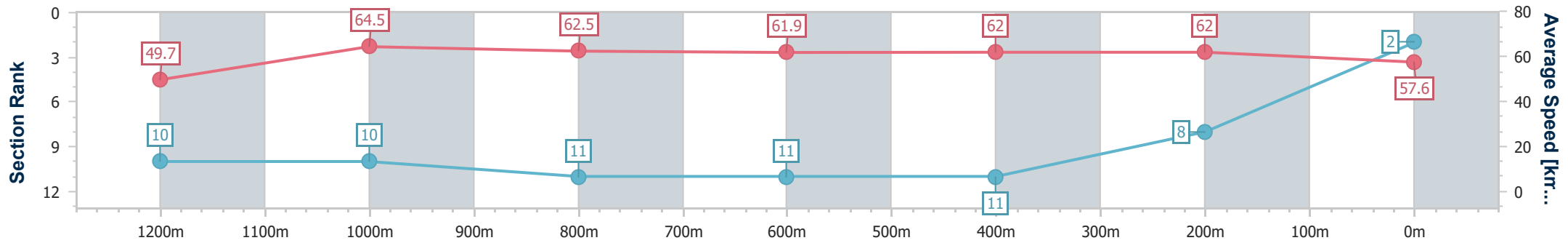
Race 4: THE DUPORTH Class 4 Handicap - 1400m



21 July 2024 - 14:13

Track Rating: Soft 5, Weather: Fine, Rail Position: +4m Entire

Section	Overall	1200m	1000m	800m	600m	400m	200m
Section Times	1:24.93 [2] (0:14.49)	1:10.44 [10] (0:11.15)	0:59.29 [10] (0:11.62)	0:47.67 [11] (0:11.84)	0:35.83 [11] (0:11.74)	0:24.09 [11] (0:11.62)	0:12.47 [8] (0:12.47)
Average Speed [km/h]	49.7	64.5	62.5	61.9	62.0	62.0	57.6
Top Speed [km/h]	65.4	65.7	64.3	63.3	63.6	64.1	61.0
Avg. Dist. to Rail [m]	7.1	2.3	2.5	3.1	2.1	6.1	5.4
Avg. Stride Freq. [Hz]	2.3	2.4	2.3	2.4	2.4	2.4	2.4
Avg. Stride Length [m]	6.0	7.6	7.4	7.3	7.2	7.2	6.8



- [] Ranking at each section and finish
- .-.- No data available at this section
- NA No data available



Horse/Jockey Name	Hearsay
Final Rank	3
Fastest Section Time (Section)	0:11.24 (1200m)
Top Speed [km/h] (Section)	66.0 (1200m)
Race State	Finished



Sunshine Coast QLD Professional

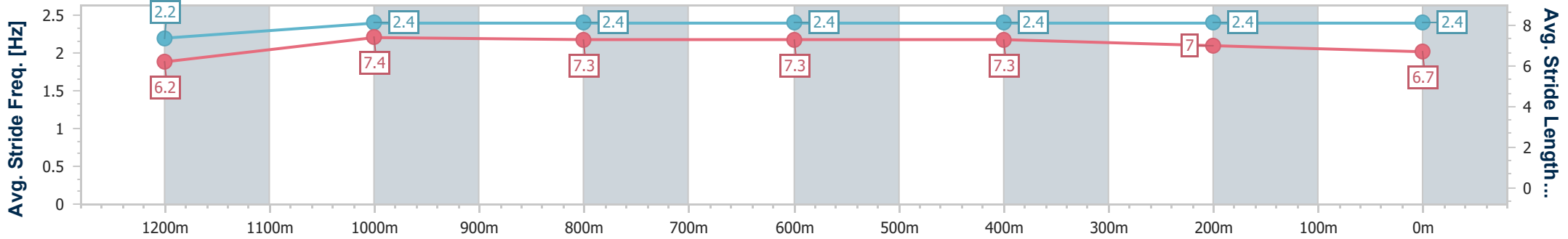
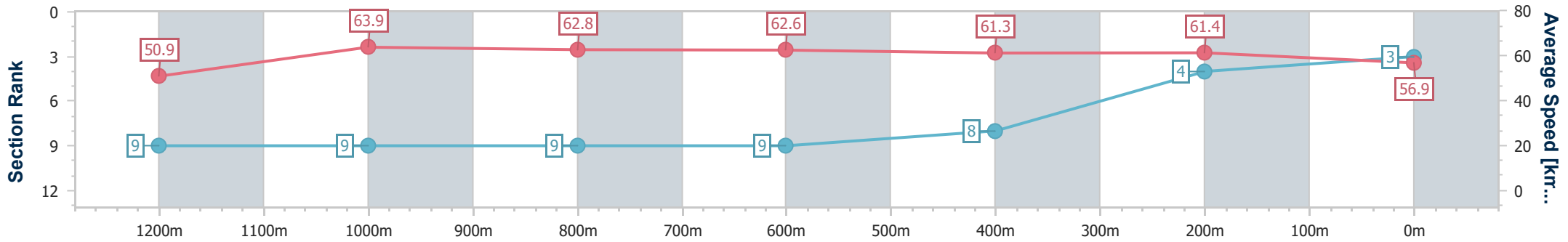
Race 4: THE DUPORTH Class 4 Handicap - 1400m



21 July 2024 - 14:13

Track Rating: Soft 5, Weather: Fine, Rail Position: +4m Entire

Section	Overall	1200m	1000m	800m	600m	400m	200m
Section Times	1:24.93 [3] (0:14.20)	1:10.73 [9] (0:11.24)	0:59.49 [9] (0:11.54)	0:47.95 [9] (0:11.69)	0:36.26 [9] (0:11.86)	0:24.40 [8] (0:11.72)	0:12.68 [4] (0:12.68)
Average Speed [km/h]	50.9	63.9	62.8	62.6	61.3	61.4	56.9
Top Speed [km/h]	65.5	66.0	63.9	63.6	63.5	62.5	59.8
Avg. Dist. to Rail [m]	5.2	2.8	2.4	2.5	1.8	1.9	2.1
Avg. Stride Freq. [Hz]	2.2	2.4	2.4	2.4	2.4	2.4	2.4
Avg. Stride Length [m]	6.2	7.4	7.3	7.3	7.3	7.0	6.7



- [] Ranking at each section and finish
- .-.- No data available at this section
- NA No data available



Horse/Jockey Name	Hooks
Final Rank	4
Fastest Section Time (Section)	0:10.96 (1200m)
Top Speed [km/h] (Section)	66.7 (Overall)
Race State	Finished



Sunshine Coast QLD Professional

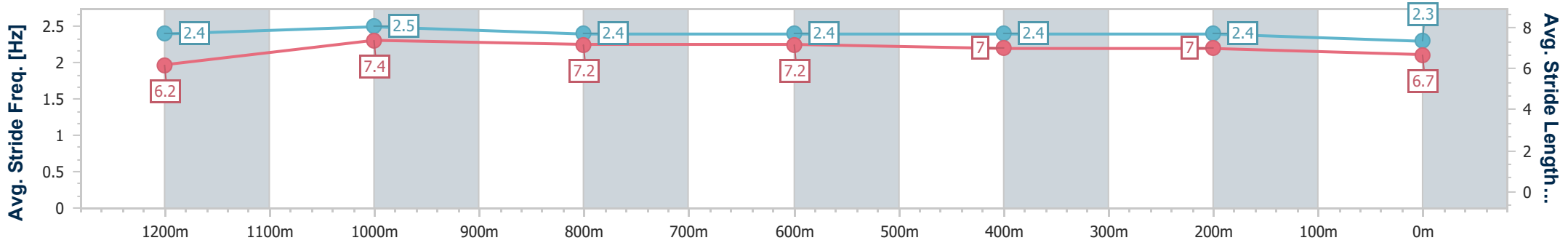
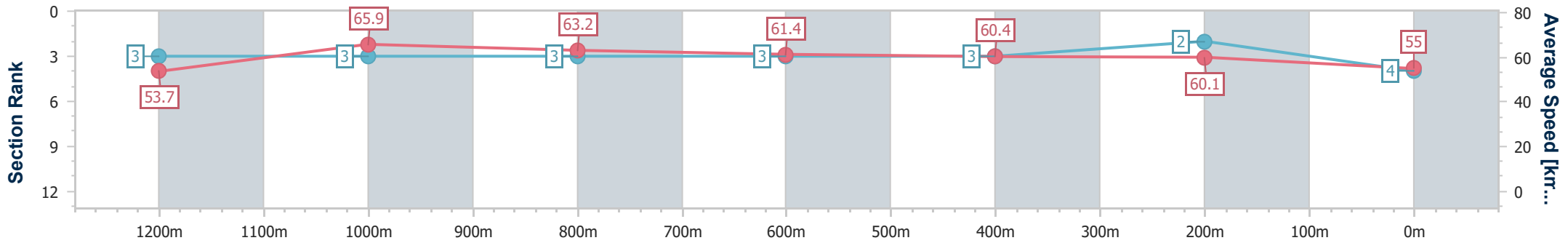
Race 4: THE DUPORTH Class 4 Handicap - 1400m



21 July 2024 - 14:13

Track Rating: Soft 5, Weather: Fine, Rail Position: +4m Entire

Section	Overall	1200m	1000m	800m	600m	400m	200m
Section Times	1:25.09 [4] (0:13.42)	1:11.67 [3] (0:10.96)	1:00.71 [3] (0:11.49)	0:49.22 [3] (0:12.03)	0:37.19 [3] (0:12.14)	0:25.05 [3] (0:11.96)	0:13.09 [2] (0:13.09)
Average Speed [km/h]	53.7	65.9	63.2	61.4	60.4	60.1	55.0
Top Speed [km/h]	66.7	66.7	66.4	62.0	61.1	61.6	58.3
Avg. Dist. to Rail [m]	7.1	3.8	3.5	4.1	3.3	4.6	4.8
Avg. Stride Freq. [Hz]	2.4	2.5	2.4	2.4	2.4	2.4	2.3
Avg. Stride Length [m]	6.2	7.4	7.2	7.2	7.0	7.0	6.7



- [] Ranking at each section and finish
- .-.- No data available at this section
- NA No data available



Horse/Jockey Name	Big Ticket Boy
Final Rank	5
Fastest Section Time (Section)	0:11.15 (1200m)
Top Speed [km/h] (Section)	65.3 (1200m)
Race State	Finished



Sunshine Coast QLD Professional

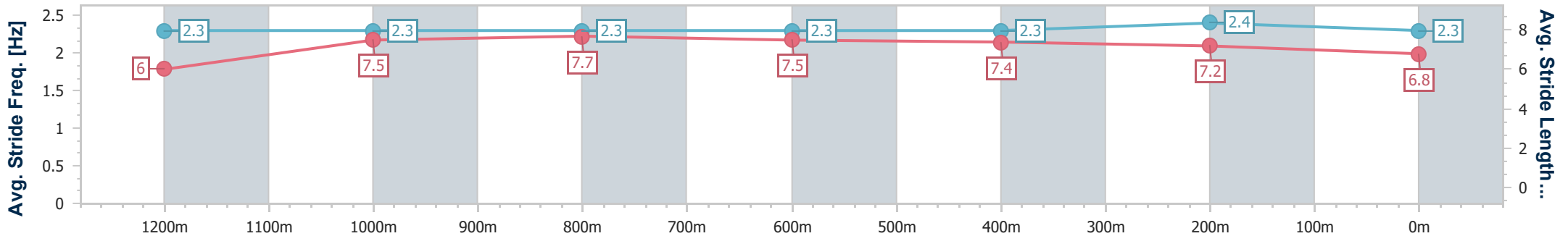
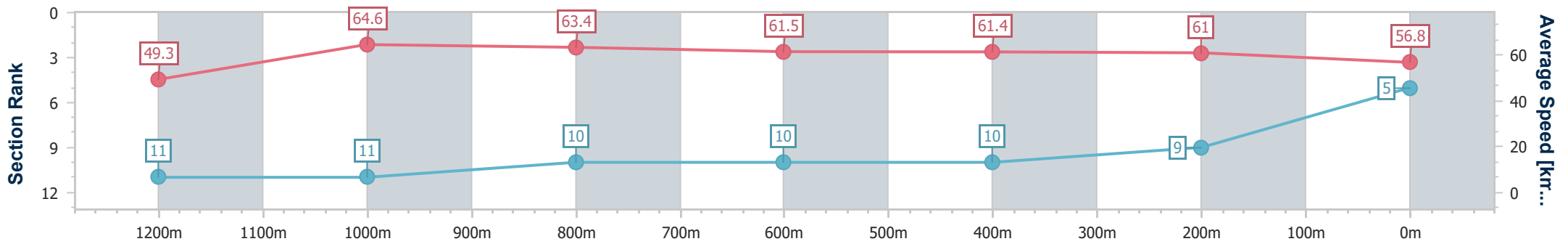
Race 4: THE DUPORTH Class 4 Handicap - 1400m



21 July 2024 - 14:13

Track Rating: Soft 5, Weather: Fine, Rail Position: +4m Entire

Section	Overall	1200m	1000m	800m	600m	400m	200m
Section Times	1:25.24 [5] (0:14.59)	1:10.65 [11] (0:11.15)	0:59.50 [11] (0:11.43)	0:48.07 [10] (0:11.79)	0:36.28 [10] (0:11.79)	0:24.49 [10] (0:11.79)	0:12.70 [9] (0:12.70)
Average Speed [km/h]	49.3	64.6	63.4	61.5	61.4	61.0	56.8
Top Speed [km/h]	64.6	65.3	64.4	62.2	61.8	62.8	59.7
Avg. Dist. to Rail [m]	4.1	2.2	1.9	1.7	0.7	0.7	2.3
Avg. Stride Freq. [Hz]	2.3	2.3	2.3	2.3	2.3	2.4	2.3
Avg. Stride Length [m]	6.0	7.5	7.7	7.5	7.4	7.2	6.8



- [] Ranking at each section and finish
- .-.- No data available at this section
- NA No data available



Horse/Jockey Name	Fighting Idol
Final Rank	6
Fastest Section Time (Section)	0:11.14 (1200m)
Top Speed [km/h] (Section)	65.8 (Overall)
Race State	Finished



Sunshine Coast QLD Professional

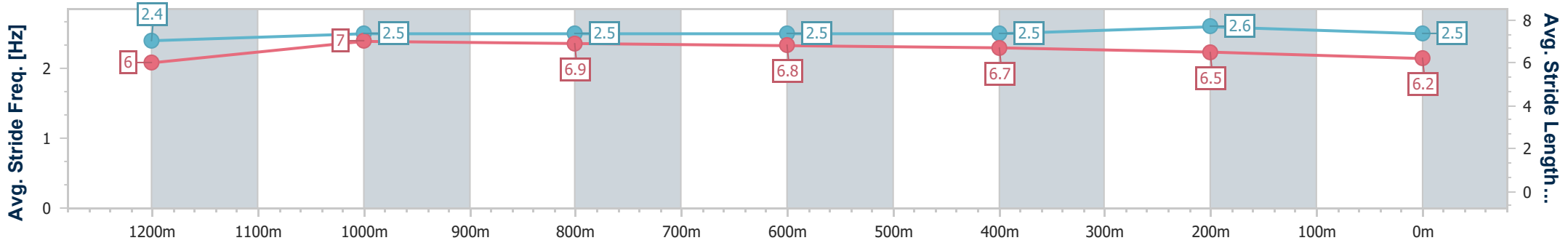
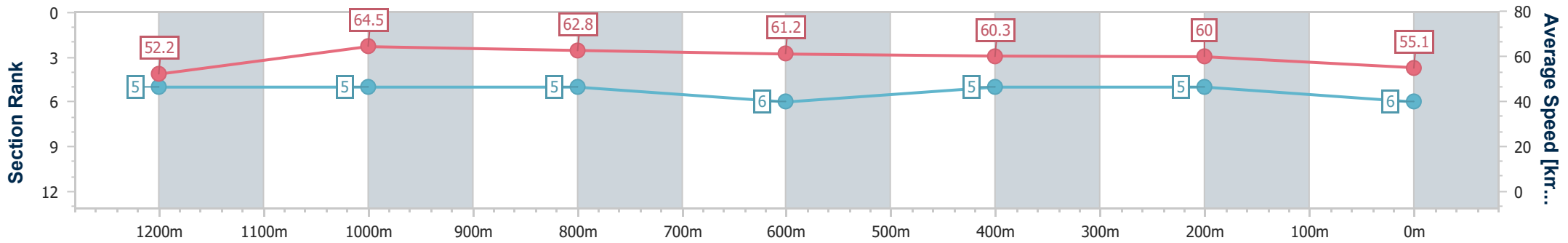
Race 4: THE DUPORTH Class 4 Handicap - 1400m



21 July 2024 - 14:13

Track Rating: Soft 5, Weather: Fine, Rail Position: +4m Entire

Section	Overall	1200m	1000m	800m	600m	400m	200m
Section Times	1:25.35 [6] (0:13.80)	1:11.55 [5] (0:11.14)	1:00.41 [5] (0:11.50)	0:48.91 [5] (0:11.89)	0:37.02 [6] (0:11.95)	0:25.07 [5] (0:12.00)	0:13.07 [5] (0:13.07)
Average Speed [km/h]	52.2	64.5	62.8	61.2	60.3	60.0	55.1
Top Speed [km/h]	65.8	65.7	63.9	61.9	61.3	61.7	58.2
Avg. Dist. to Rail [m]	3.8	1.9	1.7	1.4	0.5	0.3	0.9
Avg. Stride Freq. [Hz]	2.4	2.5	2.5	2.5	2.5	2.6	2.5
Avg. Stride Length [m]	6.0	7.0	6.9	6.8	6.7	6.5	6.2



- [] Ranking at each section and finish
- .-.- No data available at this section
- NA No data available



Horse/Jockey Name	Maxie Tap
Final Rank	7
Fastest Section Time (Section)	0:11.14 (1200m)
Top Speed [km/h] (Section)	65.5 (1200m)
Race State	Finished



Sunshine Coast QLD Professional

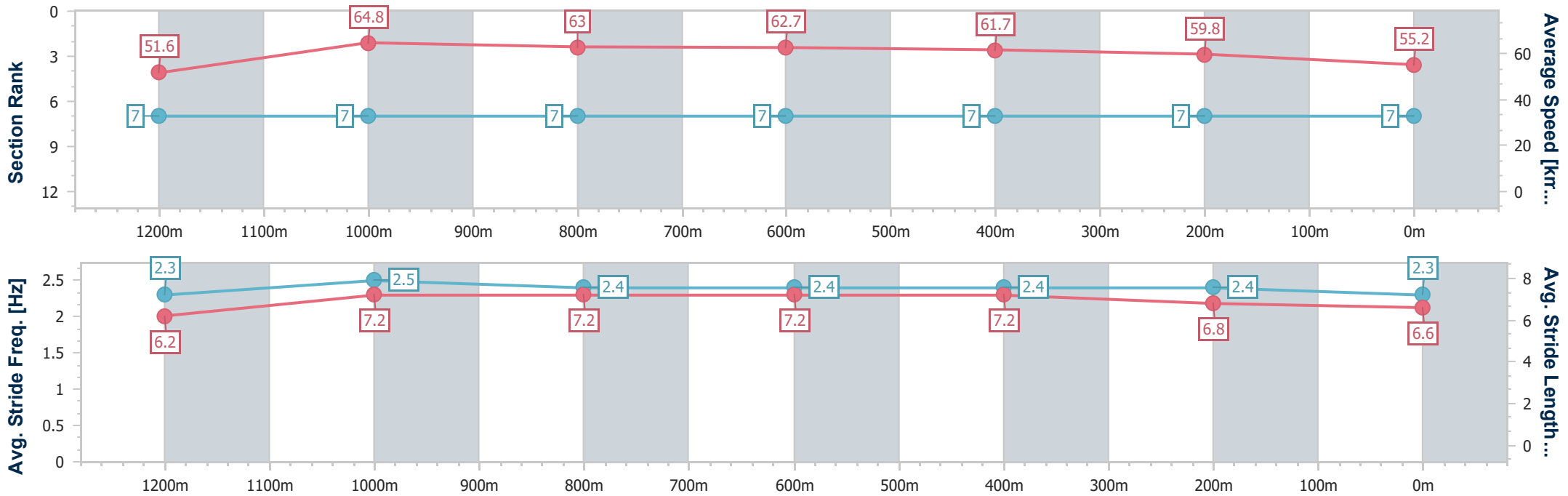
Race 4: THE DUPORTH Class 4 Handicap - 1400m



21 July 2024 - 14:13

Track Rating: Soft 5, Weather: Fine, Rail Position: +4m Entire

Section	Overall	1200m	1000m	800m	600m	400m	200m
Section Times	1:25.50 [7] (0:13.95)	1:11.55 [7] (0:11.14)	1:00.41 [7] (0:11.50)	0:48.91 [7] (0:11.82)	0:37.09 [7] (0:12.02)	0:25.07 [7] (0:12.02)	0:13.05 [7] (0:13.05)
Average Speed [km/h]	51.6	64.8	63.0	62.7	61.7	59.8	55.2
Top Speed [km/h]	65.5	65.5	63.6	63.0	62.5	61.7	58.2
Avg. Dist. to Rail [m]	9.2	3.3	3.1	5.0	5.0	6.1	6.3
Avg. Stride Freq. [Hz]	2.3	2.5	2.4	2.4	2.4	2.4	2.3
Avg. Stride Length [m]	6.2	7.2	7.2	7.2	7.2	6.8	6.6



- [] Ranking at each section and finish
- .-.- No data available at this section
- NA No data available



Horse/Jockey Name	Good Lieutenant
Final Rank	8
Fastest Section Time (Section)	0:10.72 (1200m)
Top Speed [km/h] (Section)	68.2 (1200m)
Race State	Finished



Sunshine Coast QLD Professional

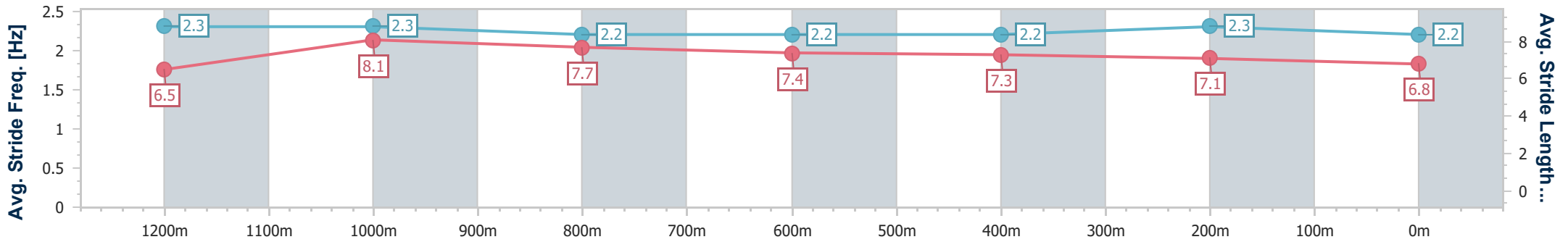
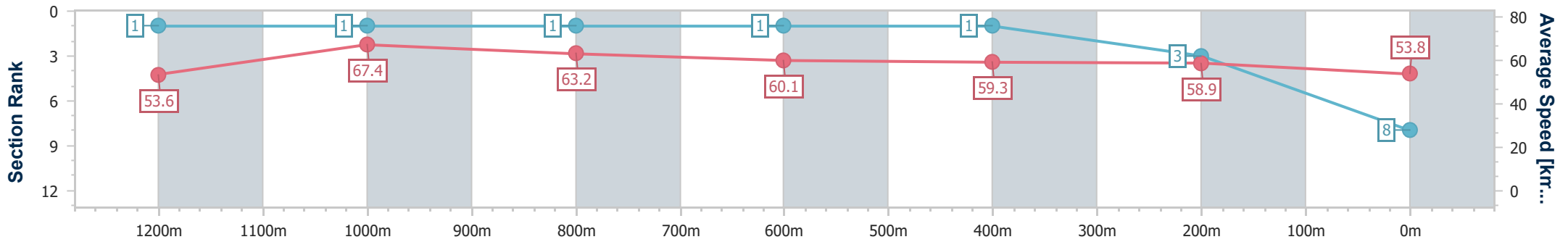
Race 4: THE DUPORTH Class 4 Handicap - 1400m



21 July 2024 - 14:13

Track Rating: Soft 5, Weather: Fine, Rail Position: +4m Entire

Section	Overall	1200m	1000m	800m	600m	400m	200m
Section Times	1:25.58 [8] (0:13.39)	1:12.19 [1] (0:10.72)	1:01.47 [1] (0:11.44)	0:50.03 [1] (0:12.16)	0:37.87 [1] (0:12.24)	0:25.63 [1] (0:12.23)	0:13.40 [3] (0:13.40)
Average Speed [km/h]	53.6	67.4	63.2	60.1	59.3	58.9	53.8
Top Speed [km/h]	68.2	68.2	65.7	61.5	59.7	59.9	56.7
Avg. Dist. to Rail [m]	10.2	6.2	3.6	2.6	1.0	2.2	3.3
Avg. Stride Freq. [Hz]	2.3	2.3	2.2	2.2	2.2	2.3	2.2
Avg. Stride Length [m]	6.5	8.1	7.7	7.4	7.3	7.1	6.8



- [] Ranking at each section and finish
- .-.- No data available at this section
- NA No data available



Horse/Jockey Name	Contreras
Final Rank	9
Fastest Section Time (Section)	0:11.19 (1200m)
Top Speed [km/h] (Section)	66.3 (Overall)
Race State	Finished



Sunshine Coast QLD Professional

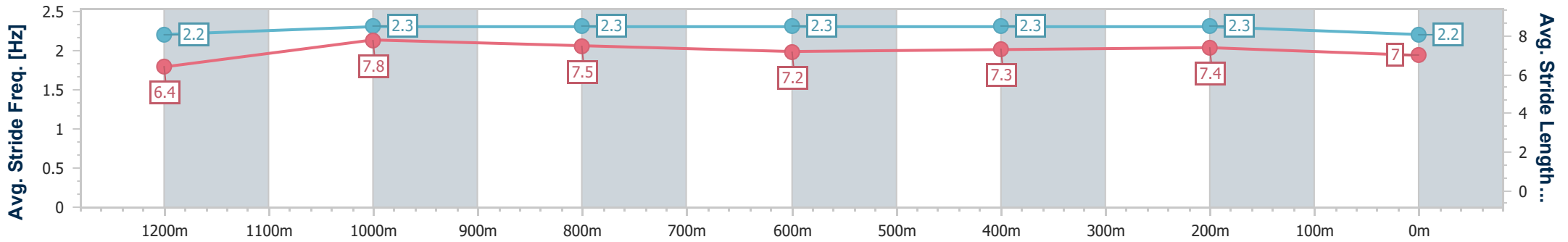
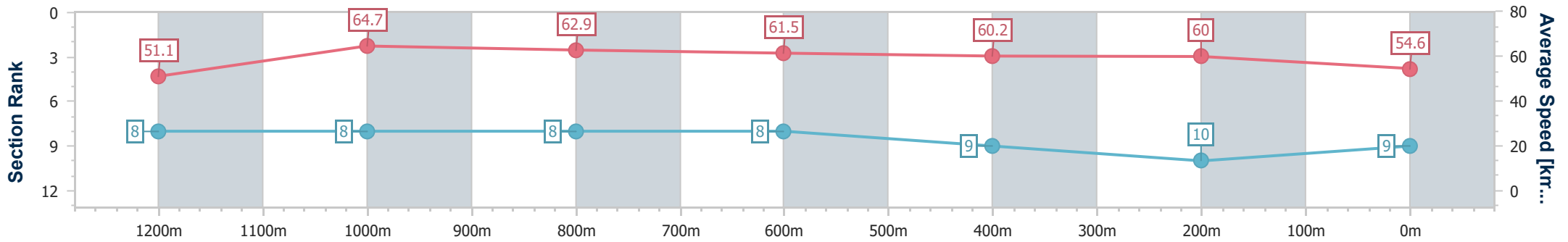
Race 4: THE DUPORTH Class 4 Handicap - 1400m



21 July 2024 - 14:13

Track Rating: Soft 5, Weather: Fine, Rail Position: +4m Entire

Section	Overall	1200m	1000m	800m	600m	400m	200m
Section Times	1:25.79 [9] (0:14.04)	1:11.75 [8] (0:11.19)	1:00.56 [8] (0:11.47)	0:49.09 [8] (0:11.84)	0:37.25 [8] (0:12.05)	0:25.20 [9] (0:12.00)	0:13.20 [10] (0:13.20)
Average Speed [km/h]	51.1	64.7	62.9	61.5	60.2	60.0	54.6
Top Speed [km/h]	66.3	66.2	64.1	61.8	61.3	61.3	57.7
Avg. Dist. to Rail [m]	3.7	2.0	2.0	1.7	1.1	1.3	3.5
Avg. Stride Freq. [Hz]	2.2	2.3	2.3	2.3	2.3	2.3	2.2
Avg. Stride Length [m]	6.4	7.8	7.5	7.2	7.3	7.4	7.0



- [] Ranking at each section and finish
- .-.- No data available at this section
- NA No data available



Horse/Jockey Name	Money Man
Final Rank	10
Fastest Section Time (Section)	0:10.78 (1200m)
Top Speed [km/h] (Section)	68.1 (1200m)
Race State	Finished



Sunshine Coast QLD Professional

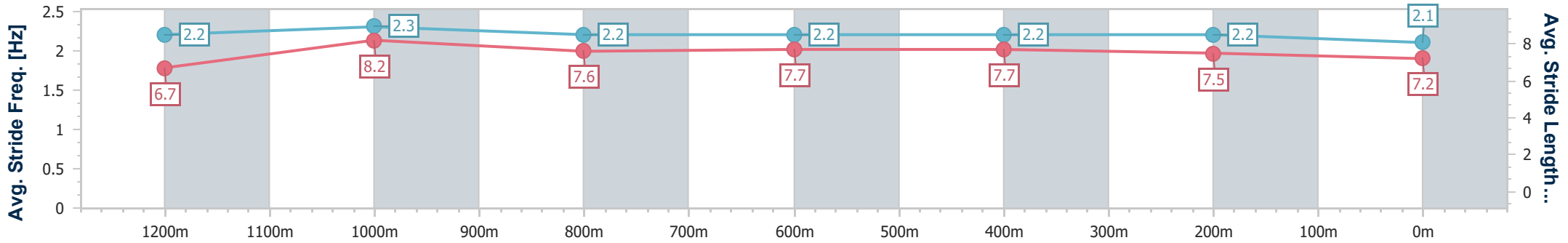
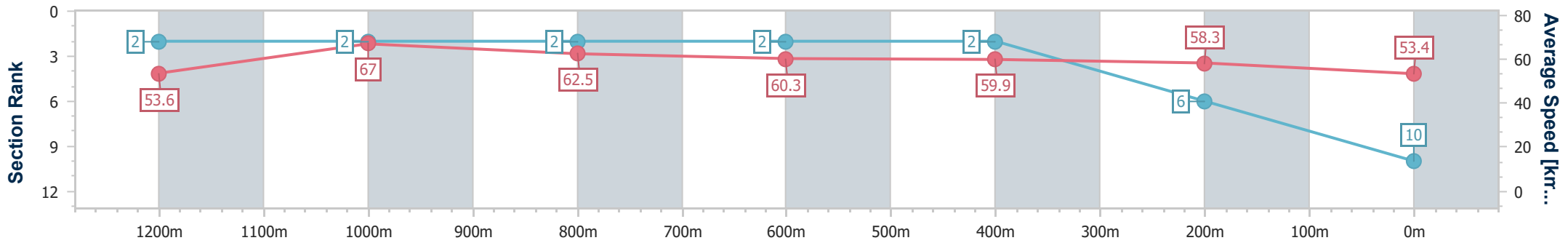
Race 4: THE DUPORTH Class 4 Handicap - 1400m



21 July 2024 - 14:13

Track Rating: Soft 5, Weather: Fine, Rail Position: +4m Entire

Section	Overall	1200m	1000m	800m	600m	400m	200m
Section Times	1:25.86 [10] (0:13.41)	1:12.45 [2] (0:10.78)	1:01.67 [2] (0:11.59)	0:50.08 [2] (0:12.08)	0:38.00 [2] (0:12.18)	0:25.82 [2] (0:12.35)	0:13.47 [6] (0:13.47)
Average Speed [km/h]	53.6	67.0	62.5	60.3	59.9	58.3	53.4
Top Speed [km/h]	67.8	68.1	66.8	61.1	60.6	59.9	56.4
Avg. Dist. to Rail [m]	7.7	3.6	2.3	2.8	1.9	3.2	4.7
Avg. Stride Freq. [Hz]	2.2	2.3	2.2	2.2	2.2	2.2	2.1
Avg. Stride Length [m]	6.7	8.2	7.6	7.7	7.7	7.5	7.2



- [] Ranking at each section and finish
- .-.- No data available at this section
- NA No data available



Horse/Jockey Name	December Diamond
Final Rank	11
Fastest Section Time (Section)	0:11.18 (1200m)
Top Speed [km/h] (Section)	66.4 (Overall)
Race State	Finished



Sunshine Coast QLD Professional

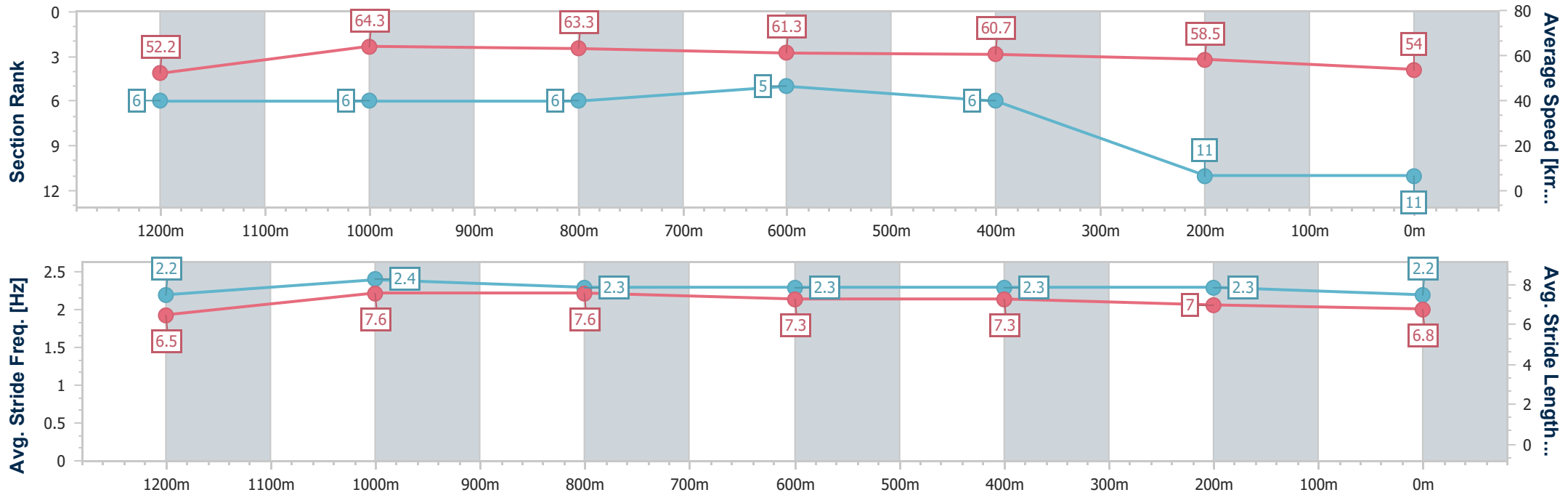
Race 4: THE DUPORTH Class 4 Handicap - 1400m



21 July 2024 - 14:13

Track Rating: Soft 5, Weather: Fine, Rail Position: +4m Entire

Section	Overall	1200m	1000m	800m	600m	400m	200m
Section Times	1:25.99 [11] (0:13.81)	1:12.18 [6] (0:11.18)	1:01.00 [6] (0:11.47)	0:49.53 [6] (0:11.85)	0:37.68 [5] (0:12.03)	0:25.65 [6] (0:12.31)	0:13.34 [11] (0:13.34)
Average Speed [km/h]	52.2	64.3	63.3	61.3	60.7	58.5	54.0
Top Speed [km/h]	66.4	66.2	64.1	62.6	61.1	60.5	56.3
Avg. Dist. to Rail [m]	10.2	3.1	2.4	2.1	2.2	4.2	6.0
Avg. Stride Freq. [Hz]	2.2	2.4	2.3	2.3	2.3	2.3	2.2
Avg. Stride Length [m]	6.5	7.6	7.6	7.3	7.3	7.0	6.8



- [] Ranking at each section and finish
- .-.- No data available at this section
- NA No data available