



# Sunshine Coast QLD Professional

## Race 6: THE SPORTS HUB Class 2 Handicap - 1000m

21 July 2024 - 15:33



Track Rating: Soft 5, Weather: Fine, Rail Position: +4m Entire

Section		Overall									Last 600m		
Field Times		0:58.91 (0:13.30)									0:34.77		
		800m			600m			400m			200m		
		0:45.61 (0:10.84)			0:34.77 (0:11.38)			0:23.39 (0:11.25)			0:12.14 (0:12.14)		
Rank	TAB	Horse/Jockey	Barrier	Top Speed [km/h]	Fastest Section	Overall	800m	600m	400m	200m	Margin	Distance Travelled [m]	
1	2	SHOT OF WHISKEY Boris Thornton	5	67.0 800m	0:11.02 800m	0:58.91 [1] (0:13.47)	0:45.44 [3] (0:11.02)	0:34.42 [4] (0:11.36)	0:23.06 [4] (0:11.04)	0:12.02 [3] (0:12.02)	0:58.91	0:34.42	
2	6	BOLD SMUGGLER Michael Rodd	6	67.4 800m	0:10.99 400m	0:58.95 [2] (0:13.63)	0:45.32 [6] (0:11.17)	0:34.15 [9] (0:11.39)	0:22.76 [10] (0:10.99)	0:11.77 [6] (0:11.77)	0.2L	0:34.15 +1	
3	10	KERNEL BOOM Cejay Graham	7	69.5 800m	0:10.81 800m	0:59.08 [3] (0:13.43)	0:45.65 [2] (0:10.81)	0:34.84 [2] (0:11.36)	0:23.48 [2] (0:11.23)	0:12.25 [2] (0:12.25)	1L	0:34.84 +0	
4	8	HE'S ESSENTIAL Ron Stewart	1	67.3 800m	0:10.88 800m	0:59.12 [4] (0:13.53)	0:45.59 [4] (0:10.88)	0:34.71 [3] (0:11.28)	0:23.43 [3] (0:11.24)	0:12.19 [4] (0:12.19)	1.2L	0:34.71 -2	
5	15	CURRY LEGEND Tahlia Fenlon	10	68.1 800m	0:10.84 800m	0:59.23 [5] (0:13.30)	0:45.93 [1] (0:10.84)	0:35.09 [1] (0:11.38)	0:23.71 [1] (0:11.25)	0:12.46 [1] (0:12.46)	1.7L	0:35.09 -3	
6	7	BOLD AND SMOOTH Nikita Beriman	8	68.8 800m	0:10.81 800m	0:59.67 [6] (0:13.72)	0:45.95 [8] (0:10.81)	0:35.14 [5] (0:11.37)	0:23.77 [6] (0:11.28)	0:12.49 [5] (0:12.49)	4.2L	0:35.14 +4	
7	4	BALDASSARE James Orman	4	67.2 800m	0:11.04 800m	0:59.70 [7] (0:13.77)	0:45.93 [9] (0:11.04)	0:34.89 [10] (0:11.25)	0:23.64 [8] (0:11.16)	0:12.48 [7] (0:12.48)	4.4L	0:34.89 +2	
8	3	OSTERBERG Corey Sutherland	11	70.0 800m	0:11.01 800m	0:59.71 [8] (0:13.53)	0:46.18 [5] (0:11.01)	0:35.17 [6] (0:11.40)	0:23.77 [7] (0:11.31)	0:12.46 [8] (0:12.46)	4.5L	0:35.17 +4	
9	14	SIDE SHOW SALLY Samantha Collett	2	67.1 800m	0:11.02 800m	1:00.27 [9] (0:13.68)	0:46.59 [7] (0:11.02)	0:35.57 [7] (0:11.37)	0:24.20 [9] (0:11.44)	0:12.76 [10] (0:12.76)	7.8L	0:35.57 -1	
10	9	SPIRIT OF GIVING Dale Smith	3	67.0 800m	0:10.86 800m	1:00.64 [10] (0:13.88)	0:46.76 [10] (0:10.86)	0:35.90 [8] (0:11.15)	0:24.75 [5] (0:11.59)	0:13.16 [9] (0:13.16)	9.8L	0:35.90 -6	

Scratched: Master Showman (#1), Sunnamilla (#11), Targeted (#12), Luvarchie (#5), Remlaps Angel (#13)

[ ] Ranking at each section and finish  
 -:-:- No data available at this section  
 NA No data available

SCN Saddle cloth number  
 DNF Did not finish  
 DNT Did not track



Horse/Jockey Name	Shot Of Whiskey
Final Rank	1
Fastest Section Time (Section)	0:11.02 (800m)
Top Speed [km/h] (Section)	67.0 (800m)
Race State	Finished



Sunshine Coast QLD Professional

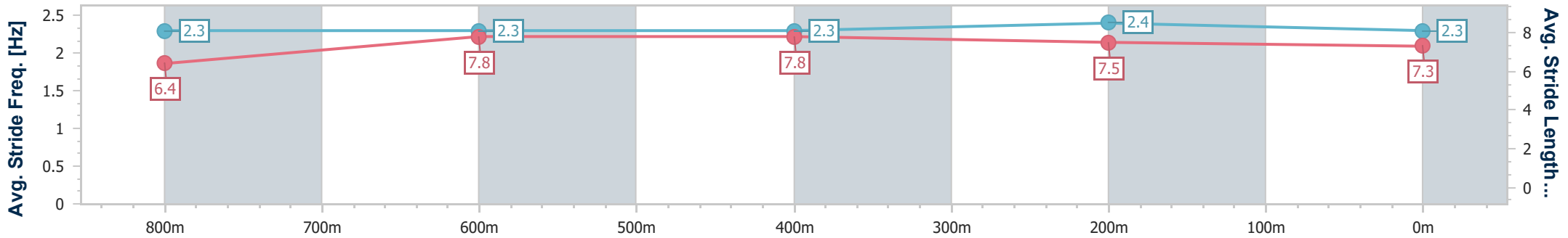
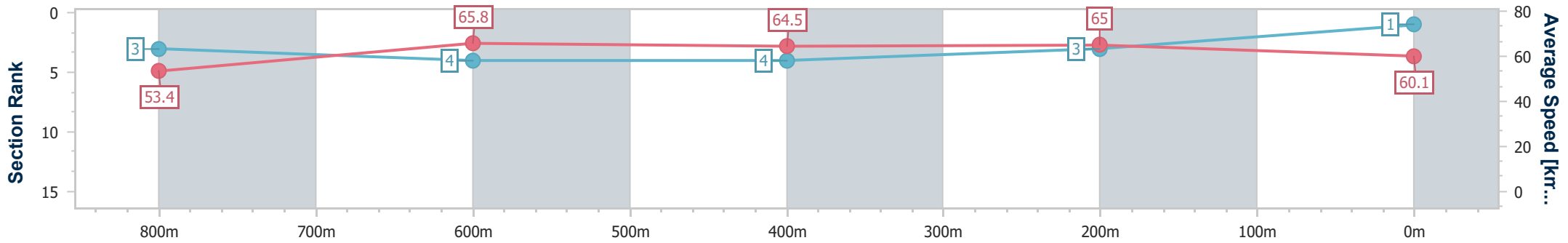
Race 6: THE SPORTS HUB Class 2 Handicap - 1000m



21 July 2024 - 15:33

Track Rating: Soft 5, Weather: Fine, Rail Position: +4m Entire

Section	Overall	800m	600m	400m	200m
Section Times	0:58.91 [1] (0:13.47)	0:45.44 [3] (0:11.02)	0:34.42 [4] (0:11.36)	0:23.06 [4] (0:11.04)	0:12.02 [3] (0:12.02)
Average Speed [km/h]	53.4	65.8	64.5	65.0	60.1
Top Speed [km/h]	66.6	67.0	65.7	66.7	63.6
Avg. Dist. to Rail [m]	5.1	2.8	2.3	4.9	4.4
Avg. Stride Freq. [Hz]	2.3	2.3	2.3	2.4	2.3
Avg. Stride Length [m]	6.4	7.8	7.8	7.5	7.3



- [ ] Ranking at each section and finish
- .-.-.- No data available at this section
- NA No data available



Horse/Jockey Name	Bold Smuggler
Final Rank	2
Fastest Section Time (Section)	0:10.99 (400m)
Top Speed [km/h] (Section)	67.4 (800m)
Race State	Finished



Sunshine Coast QLD Professional

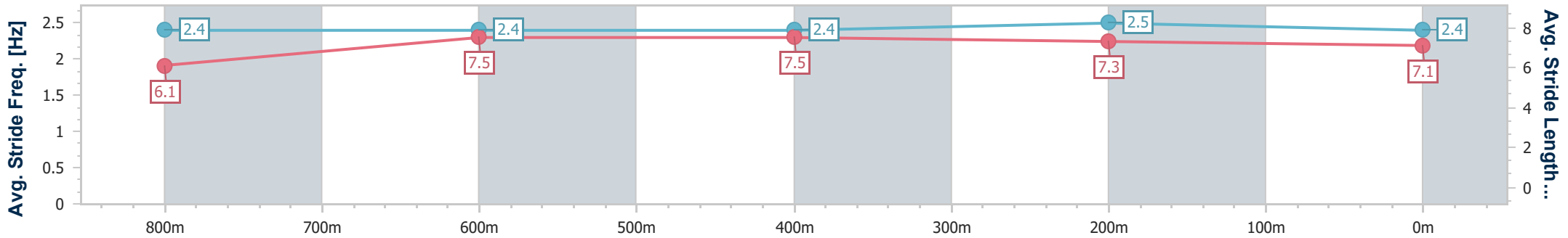
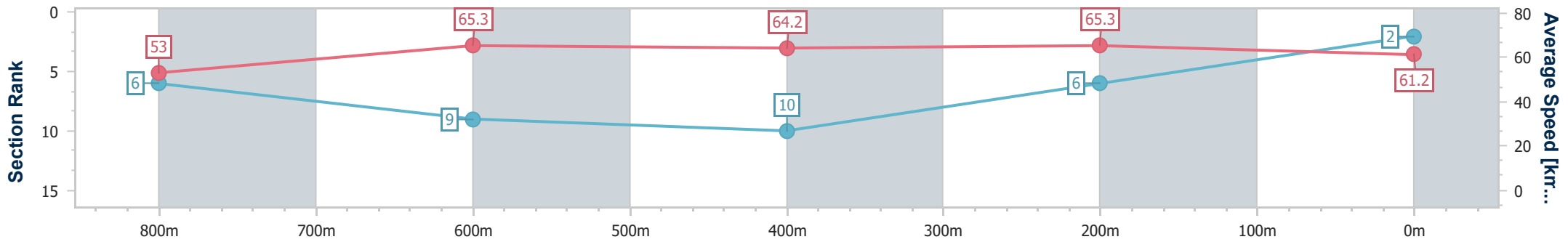
Race 6: THE SPORTS HUB Class 2 Handicap - 1000m



21 July 2024 - 15:33

Track Rating: Soft 5, Weather: Fine, Rail Position: +4m Entire

Section	Overall	800m	600m	400m	200m
Section Times	0:58.95 [2] (0:13.63)	0:45.32 [6] (0:11.17)	0:34.15 [9] (0:11.39)	0:22.76 [10] (0:10.99)	0:11.77 [6] (0:11.77)
Average Speed [km/h]	53.0	65.3	64.2	65.3	61.2
Top Speed [km/h]	65.0	67.4	65.3	66.4	64.2
Avg. Dist. to Rail [m]	5.4	3.7	2.4	4.8	6.7
Avg. Stride Freq. [Hz]	2.4	2.4	2.4	2.5	2.4
Avg. Stride Length [m]	6.1	7.5	7.5	7.3	7.1



- [ ] Ranking at each section and finish
- .-.-.- No data available at this section
- NA No data available



Horse/Jockey Name	Kernel Boom
Final Rank	3
Fastest Section Time (Section)	0:10.81 (800m)
Top Speed [km/h] (Section)	69.5 (800m)
Race State	Finished



Sunshine Coast QLD Professional

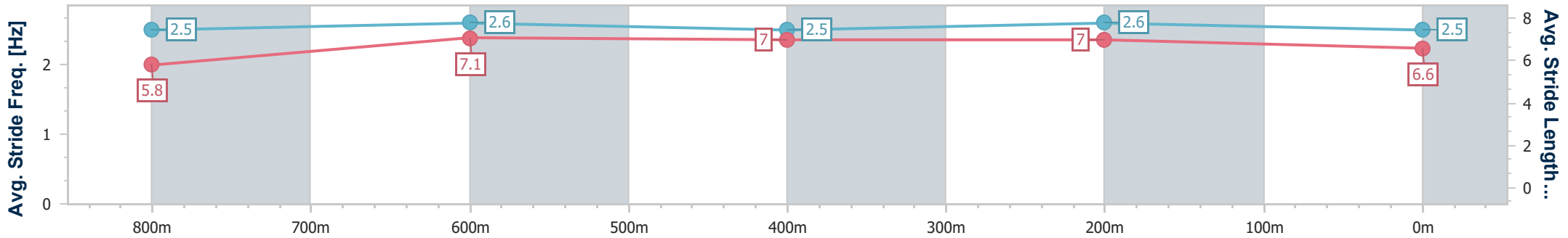
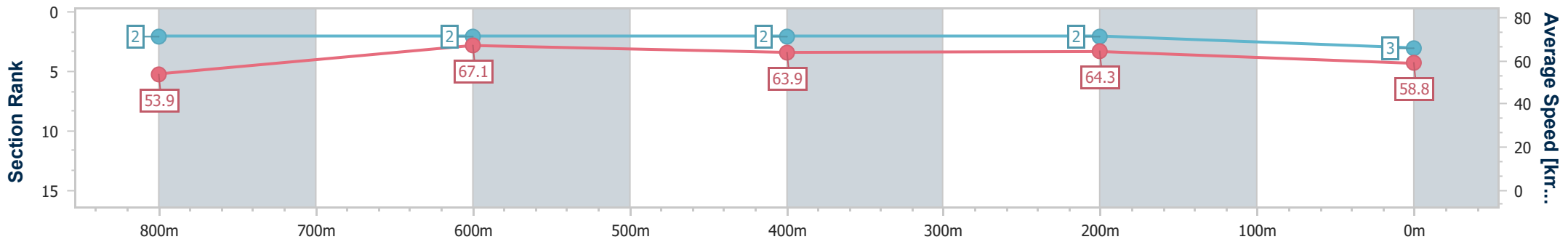
Race 6: THE SPORTS HUB Class 2 Handicap - 1000m



21 July 2024 - 15:33

Track Rating: Soft 5, Weather: Fine, Rail Position: +4m Entire

Section	Overall	800m	600m	400m	200m
Section Times	0:59.08 [3] (0:13.43)	0:45.65 [2] (0:10.81)	0:34.84 [2] (0:11.36)	0:23.48 [2] (0:11.23)	0:12.25 [2] (0:12.25)
Average Speed [km/h]	53.9	67.1	63.9	64.3	58.8
Top Speed [km/h]	69.3	69.5	65.3	65.5	62.3
Avg. Dist. to Rail [m]	7.0	2.9	2.0	3.4	4.9
Avg. Stride Freq. [Hz]	2.5	2.6	2.5	2.6	2.5
Avg. Stride Length [m]	5.8	7.1	7.0	7.0	6.6



- [ ] Ranking at each section and finish
- :-:- No data available at this section
- NA No data available



Horse/Jockey Name	He's Essential
Final Rank	4
Fastest Section Time (Section)	0:10.88 (800m)
Top Speed [km/h] (Section)	67.3 (800m)
Race State	Finished



Sunshine Coast QLD Professional

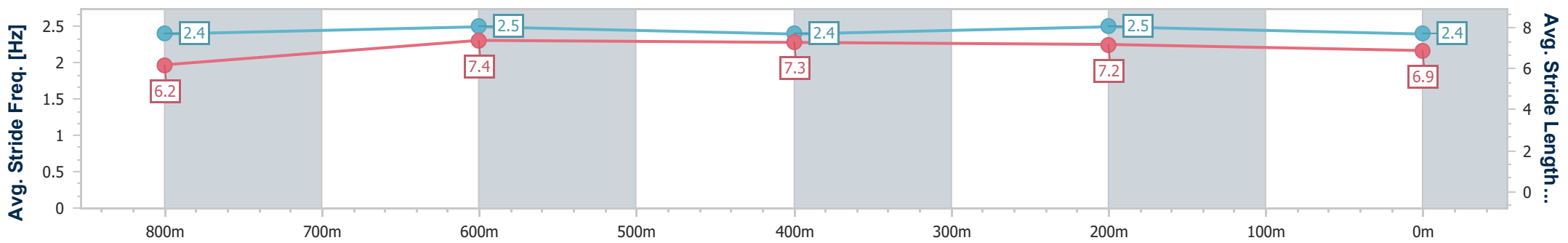
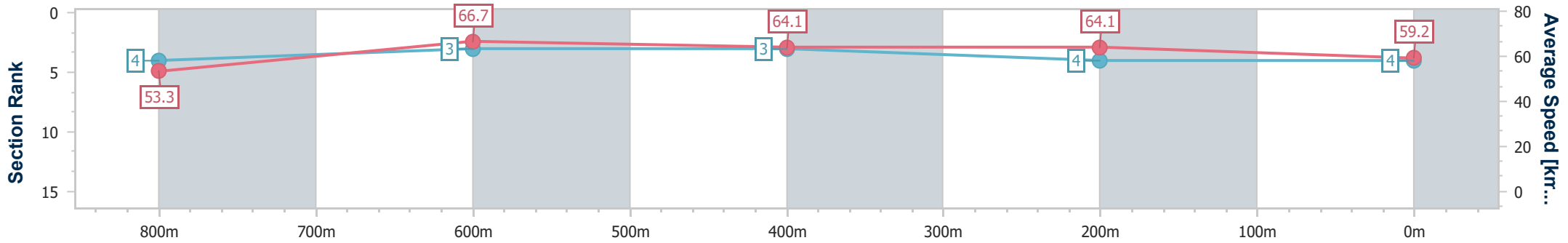
Race 6: THE SPORTS HUB Class 2 Handicap - 1000m



21 July 2024 - 15:33

Track Rating: Soft 5, Weather: Fine, Rail Position: +4m Entire

Section	Overall	800m	600m	400m	200m
Section Times	0:59.12 [4] (0:13.53)	0:45.59 [4] (0:10.88)	0:34.71 [3] (0:11.28)	0:23.43 [3] (0:11.24)	0:12.19 [4] (0:12.19)
Average Speed [km/h]	53.3	66.7	64.1	64.1	59.2
Top Speed [km/h]	66.6	67.3	65.2	64.8	62.4
Avg. Dist. to Rail [m]	2.9	1.9	1.3	2.3	1.7
Avg. Stride Freq. [Hz]	2.4	2.5	2.4	2.5	2.4
Avg. Stride Length [m]	6.2	7.4	7.3	7.2	6.9



- [ ] Ranking at each section and finish
- .-.- No data available at this section
- NA No data available



Horse/Jockey Name	Curry Legend
Final Rank	5
Fastest Section Time (Section)	0:10.84 (800m)
Top Speed [km/h] (Section)	68.1 (800m)
Race State	Finished



Sunshine Coast QLD Professional

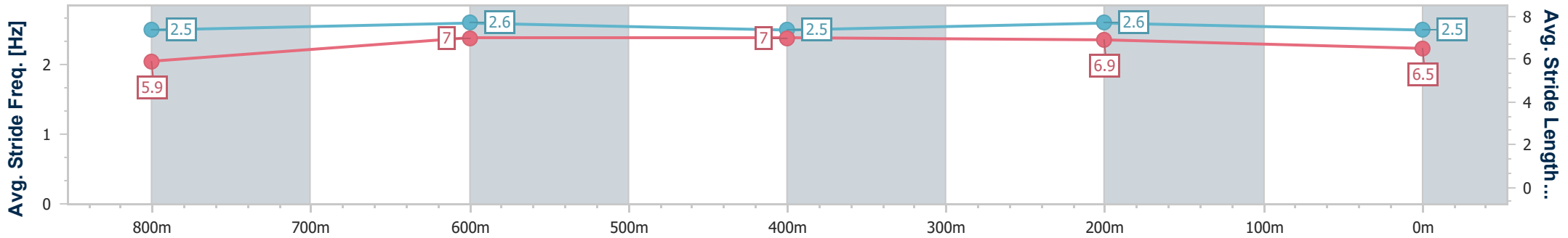
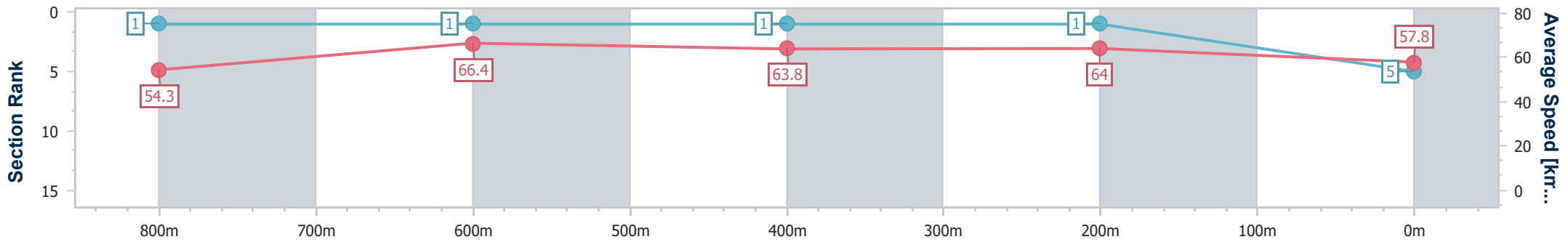
Race 6: THE SPORTS HUB Class 2 Handicap - 1000m



21 July 2024 - 15:33

Track Rating: Soft 5, Weather: Fine, Rail Position: +4m Entire

Section	Overall	800m	600m	400m	200m
Section Times	0:59.23 [5] (0:13.30)	0:45.93 [1] (0:10.84)	0:35.09 [1] (0:11.38)	0:23.71 [1] (0:11.25)	0:12.46 [1] (0:12.46)
Average Speed [km/h]	54.3	66.4	63.8	64.0	57.8
Top Speed [km/h]	68.0	68.1	64.7	65.3	61.7
Avg. Dist. to Rail [m]	6.9	1.1	1.1	2.9	3.2
Avg. Stride Freq. [Hz]	2.5	2.6	2.5	2.6	2.5
Avg. Stride Length [m]	5.9	7.0	7.0	6.9	6.5



- [ ] Ranking at each section and finish
- .-.- No data available at this section
- NA No data available



Horse/Jockey Name	Bold And Smooth
Final Rank	6
Fastest Section Time (Section)	0:10.81 (800m)
Top Speed [km/h] (Section)	68.8 (800m)
Race State	Finished



Sunshine Coast QLD Professional

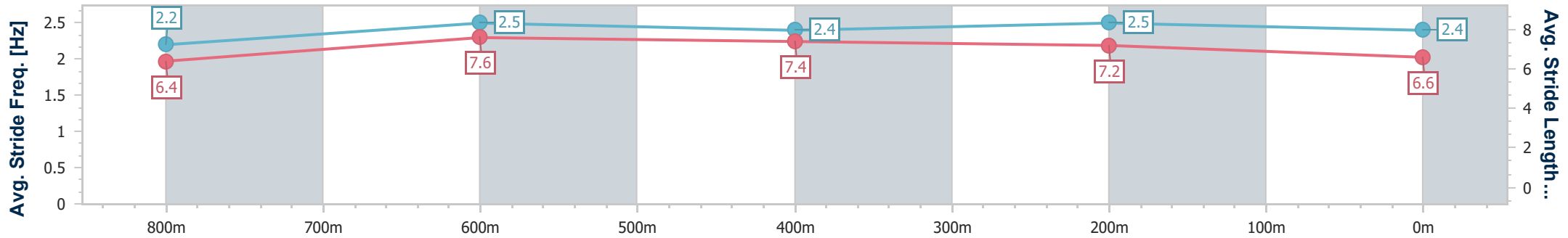
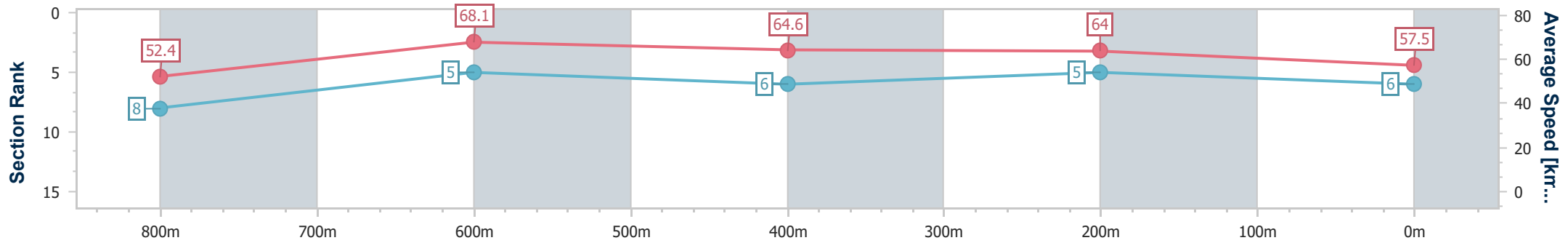
Race 6: THE SPORTS HUB Class 2 Handicap - 1000m



21 July 2024 - 15:33

Track Rating: Soft 5, Weather: Fine, Rail Position: +4m Entire

Section	Overall	800m	600m	400m	200m
Section Times	0:59.67 [6] (0:13.72)	0:45.95 [8] (0:10.81)	0:35.14 [5] (0:11.37)	0:23.77 [6] (0:11.28)	0:12.49 [5] (0:12.49)
Average Speed [km/h]	52.4	68.1	64.6	64.0	57.5
Top Speed [km/h]	67.7	68.8	66.6	65.2	61.4
Avg. Dist. to Rail [m]	7.9	5.1	4.2	6.9	7.7
Avg. Stride Freq. [Hz]	2.2	2.5	2.4	2.5	2.4
Avg. Stride Length [m]	6.4	7.6	7.4	7.2	6.6



- [ ] Ranking at each section and finish
- .-.- No data available at this section
- NA No data available



Horse/Jockey Name	Baldassare
Final Rank	7
Fastest Section Time (Section)	0:11.04 (800m)
Top Speed [km/h] (Section)	67.2 (800m)
Race State	Finished



Sunshine Coast QLD Professional

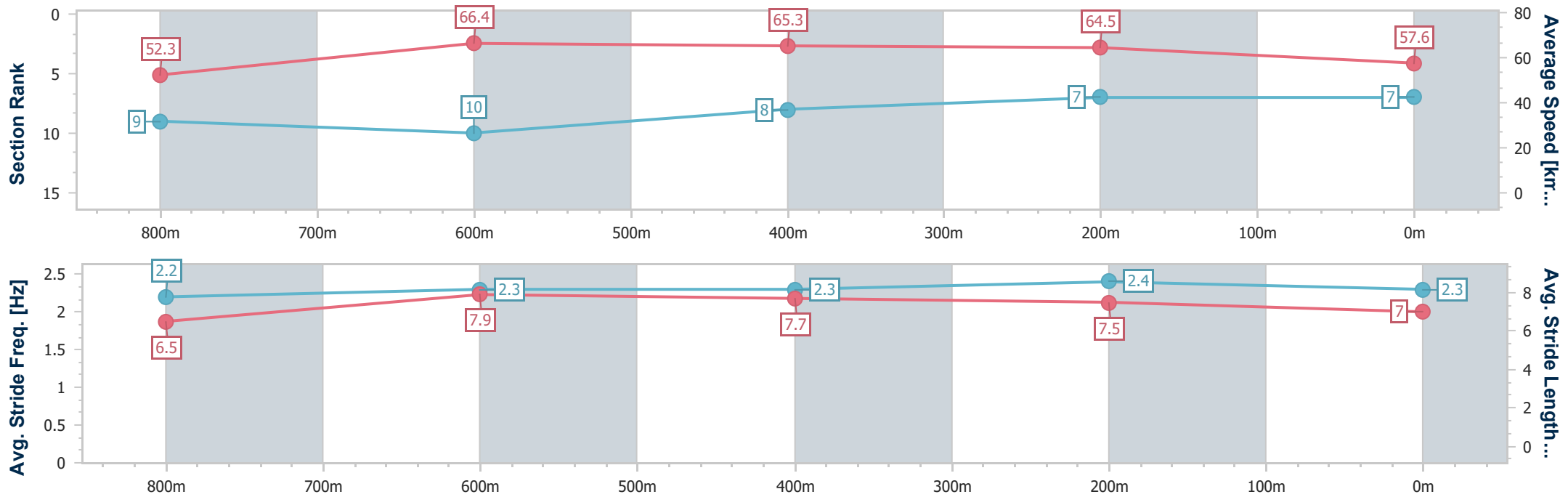
Race 6: THE SPORTS HUB Class 2 Handicap - 1000m



21 July 2024 - 15:33

Track Rating: Soft 5, Weather: Fine, Rail Position: +4m Entire

Section	Overall	800m	600m	400m	200m
Section Times	0:59.70 [7] (0:13.77)	0:45.93 [9] (0:11.04)	0:34.89 [10] (0:11.25)	0:23.64 [8] (0:11.16)	0:12.48 [7] (0:12.48)
Average Speed [km/h]	52.3	66.4	65.3	64.5	57.6
Top Speed [km/h]	65.3	67.2	66.8	67.1	62.6
Avg. Dist. to Rail [m]	4.4	3.6	3.7	7.9	8.6
Avg. Stride Freq. [Hz]	2.2	2.3	2.3	2.4	2.3
Avg. Stride Length [m]	6.5	7.9	7.7	7.5	7.0



- [ ] Ranking at each section and finish
- .-.- No data available at this section
- NA No data available





Horse/Jockey Name	Osterberg
Final Rank	8
Fastest Section Time (Section)	0:11.01 (800m)
Top Speed [km/h] (Section)	70.0 (800m)
Race State	Finished



Sunshine Coast QLD Professional

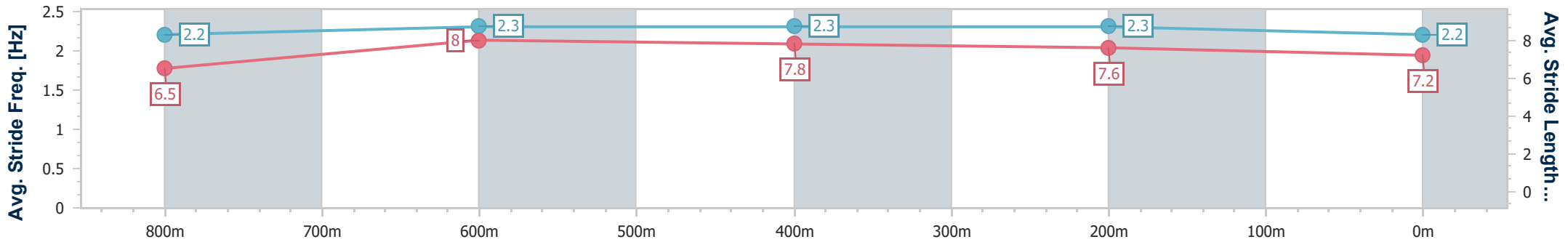
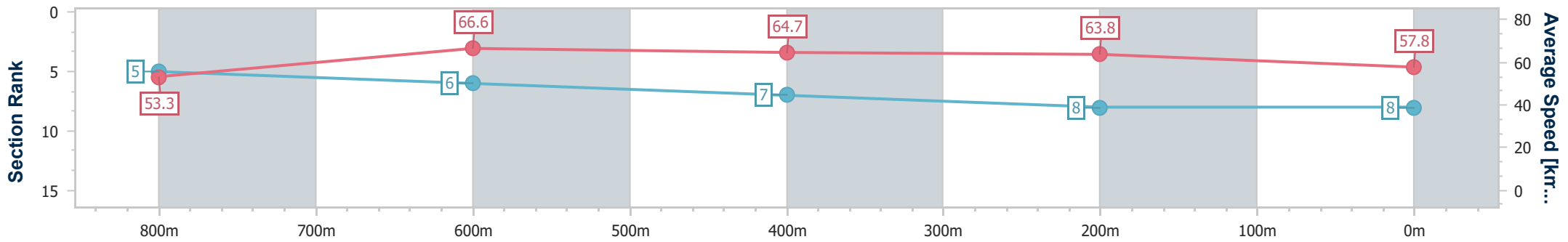
Race 6: THE SPORTS HUB Class 2 Handicap - 1000m



21 July 2024 - 15:33

Track Rating: Soft 5, Weather: Fine, Rail Position: +4m Entire

Section	Overall	800m	600m	400m	200m
Section Times	0:59.71 [8] (0:13.53)	0:46.18 [5] (0:11.01)	0:35.17 [6] (0:11.40)	0:23.77 [7] (0:11.31)	0:12.46 [8] (0:12.46)
Average Speed [km/h]	53.3	66.6	64.7	63.8	57.8
Top Speed [km/h]	69.3	70.0	65.3	65.6	61.8
Avg. Dist. to Rail [m]	9.3	5.1	4.5	5.7	5.7
Avg. Stride Freq. [Hz]	2.2	2.3	2.3	2.3	2.2
Avg. Stride Length [m]	6.5	8.0	7.8	7.6	7.2



- [ ] Ranking at each section and finish
- .-.- No data available at this section
- NA No data available



Horse/Jockey Name	Side Show Sally
Final Rank	9
Fastest Section Time (Section)	0:11.02 (800m)
Top Speed [km/h] (Section)	67.1 (800m)
Race State	Finished



### Sunshine Coast QLD Professional

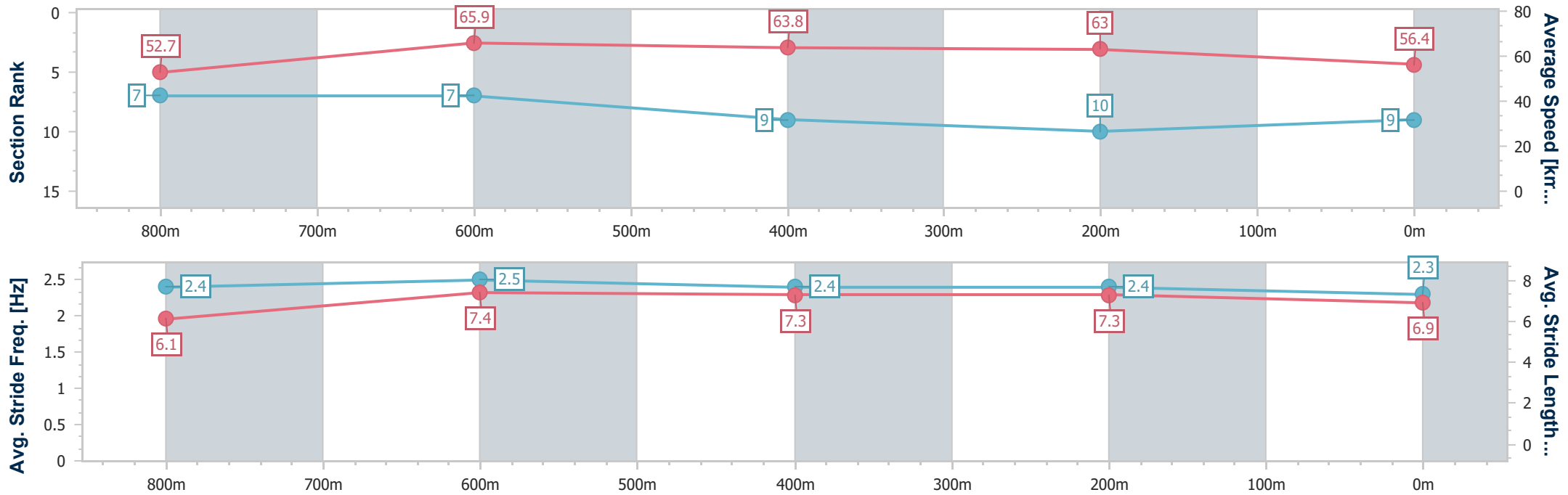
Race 6: THE SPORTS HUB Class 2 Handicap - 1000m



21 July 2024 - 15:33

Track Rating: Soft 5, Weather: Fine, Rail Position: +4m Entire

Section	Overall	800m	600m	400m	200m
Section Times	1:00.27 [9] (0:13.68)	0:46.59 [7] (0:11.02)	0:35.57 [7] (0:11.37)	0:24.20 [9] (0:11.44)	0:12.76 [10] (0:12.76)
Average Speed [km/h]	52.7	65.9	63.8	63.0	56.4
Top Speed [km/h]	65.4	67.1	65.2	64.9	61.4
Avg. Dist. to Rail [m]	3.6	2.6	1.5	4.0	4.7
Avg. Stride Freq. [Hz]	2.4	2.5	2.4	2.4	2.3
Avg. Stride Length [m]	6.1	7.4	7.3	7.3	6.9



- [ ] Ranking at each section and finish
- .-.- No data available at this section
- NA No data available



Horse/Jockey Name	Spirit Of Giving
Final Rank	10
Fastest Section Time (Section)	0:10.86 (800m)
Top Speed [km/h] (Section)	67.0 (800m)
Race State	Finished



Sunshine Coast QLD Professional

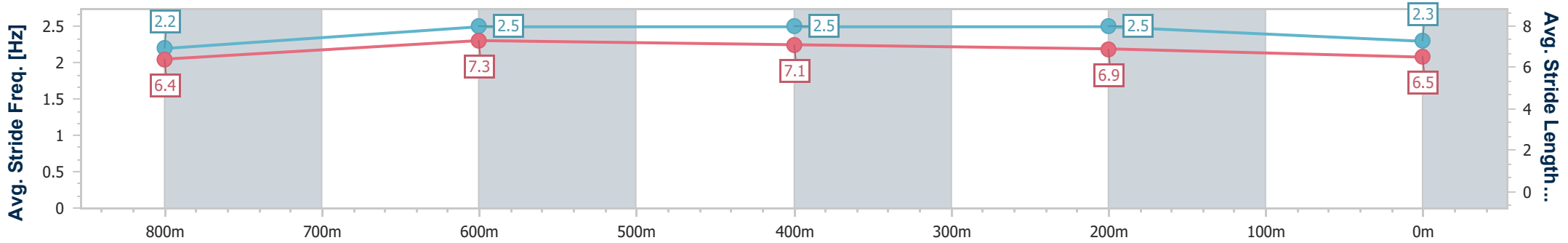
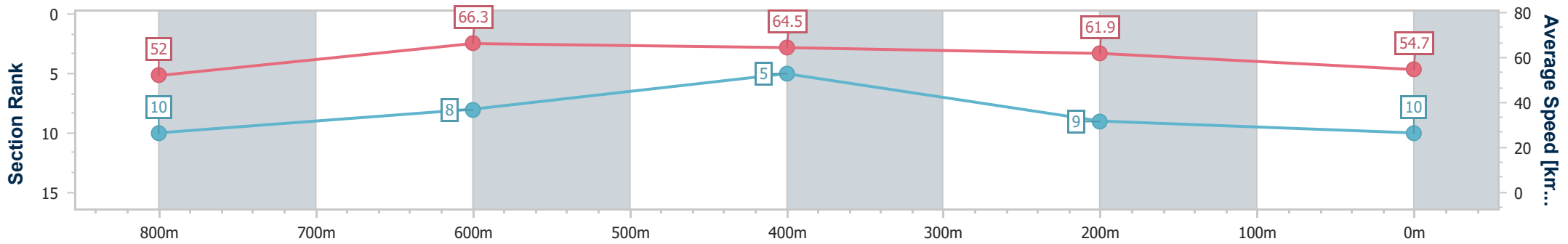
Race 6: THE SPORTS HUB Class 2 Handicap - 1000m



21 July 2024 - 15:33

Track Rating: Soft 5, Weather: Fine, Rail Position: +4m Entire

Section	Overall	800m	600m	400m	200m
Section Times	1:00.64 [10] (0:13.88)	0:46.76 [10] (0:10.86)	0:35.90 [8] (0:11.15)	0:24.75 [5] (0:11.59)	0:13.16 [9] (0:13.16)
Average Speed [km/h]	52.0	66.3	64.5	61.9	54.7
Top Speed [km/h]	66.4	67.0	65.8	63.6	59.3
Avg. Dist. to Rail [m]	2.8	0.7	0.4	1.8	0.5
Avg. Stride Freq. [Hz]	2.2	2.5	2.5	2.5	2.3
Avg. Stride Length [m]	6.4	7.3	7.1	6.9	6.5



- [ ] Ranking at each section and finish
- .-.- No data available at this section
- NA No data available