



Sunshine Coast QLD Professional

Race 7: SHADCON BENCHMARK 62 Handicap - 2200m

21 July 2024 - 16:08



Track Rating: Soft 5, Weather: Fine, Rail Position: +4m Entire

Section		Overall	2000m	1800m	1600m	1400m	1200m	1000m	Last 600m				
Field Times		2:21.03 (0:14.94)	2:06.09 (0:12.07)	1:54.02 (0:12.09)	1:41.93 (0:12.96)	1:28.97 (0:12.94)	1:16.03 (0:12.22)	1:03.81 (0:13.09)	0:37.89				
Rank	TAB Horse/Jockey	Barrier	Top Speed [km/h]	Fastest Section									Distance Travelled [m]
1	8 GLEN MASSEY Karl Zechner	11	63.4	0:11.72	2:21.03 [1] (0:15.39)	2:05.64 [8] (0:11.72)	1:53.92 [3] (0:12.38)	1:41.54 [3] (0:12.85)	1:28.69 [2] (0:12.88)	1:15.81 [4] (0:12.51)	1:03.30 [4] (0:13.14)	0:37.43	
2	5 SAVILEO James Orman	5	63.0	0:12.12	2:21.09 [2] (0:15.04)	2:06.05 [2] (0:12.28)	1:53.77 [4] (0:12.29)	1:41.48 [4] (0:12.98)	1:28.50 [5] (0:12.98)	1:15.52 [6] (0:12.45)	1:03.07 [7] (0:13.11)	0:37.24	-6
3	3 OLD SONG Boris Thornton	12	62.5	0:12.06	2:21.10 [3] (0:15.91)	2:05.19 [12] (0:12.32)	1:52.87 [12] (0:12.50)	1:40.37 [12] (0:12.48)	1:27.89 [12] (0:13.24)	1:14.65 [11] (0:12.24)	1:02.41 [13] (0:12.93)	0:36.79	-1
4	9 FISHERMAN'S BEACH Jag Guthmann-Chester	17	62.1	0:11.96	2:21.16 [4] (0:16.10)	2:05.06 [14] (0:12.27)	1:52.79 [13] (0:12.64)	1:40.15 [13] (0:12.32)	1:27.83 [13] (0:13.43)	1:14.40 [14] (0:12.23)	1:02.17 [15] (0:12.82)	0:36.69	+0
5	7 FLAMINGO BEACH Georgina Cartwright	10	62.0	0:11.98	2:21.22 [5] (0:15.11)	2:06.11 [3] (0:11.98)	1:54.13 [2] (0:12.01)	1:42.12 [1] (0:12.96)	1:29.16 [1] (0:12.94)	1:16.22 [1] (0:12.25)	1:03.97 [2] (0:13.06)	0:38.08	-7
6	19 LADY DEANNE Shania Willis	7	61.0	0:12.13	2:21.82 [6] (0:15.67)	2:06.15 [10] (0:12.13)	1:54.02 [9] (0:12.61)	1:41.41 [9] (0:12.39)	1:29.02 [7] (0:12.96)	1:16.06 [8] (0:12.51)	1:03.55 [9] (0:13.03)	0:37.78	+5
7	17 IRIDESSA Trudy Thornton	18	60.6	0:12.14	2:21.93 [7] (0:16.08)	2:05.85 [13] (0:12.41)	1:53.44 [14] (0:12.70)	1:40.74 [14] (0:12.22)	1:28.52 [14] (0:13.10)	1:15.42 [13] (0:12.14)	1:03.28 [11] (0:12.90)	0:37.58	+4
8	4 PORT MOURANT Michael Rodd	3	60.3	0:12.31	2:22.09 [8] (0:15.56)	2:06.53 [9] (0:12.39)	1:54.14 [10] (0:12.50)	1:41.64 [10] (0:12.52)	1:29.12 [10] (0:13.10)	1:16.02 [10] (0:12.38)	1:03.64 [10] (0:12.93)	0:37.97	-4
9	11 BIG HITTER Ron Stewart	6	62.2	0:12.29	2:22.18 [9] (0:15.36)	2:06.82 [6] (0:12.37)	1:54.45 [8] (0:12.37)	1:42.08 [7] (0:12.72)	1:29.36 [8] (0:12.84)	1:16.52 [7] (0:12.34)	1:04.18 [6] (0:13.00)	0:38.39	+4
10	14 SECRET RED Nathan Thomas	19	61.9	0:12.10	2:22.46 [10] (0:16.31)	2:06.15 [15] (0:12.30)	1:53.85 [15] (0:12.72)	1:41.13 [15] (0:12.26)	1:28.87 [15] (0:13.29)	1:15.58 [15] (0:12.10)	1:03.48 [14] (0:12.89)	0:37.84	-5

Scratched: Chassagne (#2), Imezaaki (#6), Flying Rothe (#10), Indented Head (#15)

[] Ranking at each section and finish
 -:-:- No data available at this section
 NA No data available

SCN Saddle cloth number
 DNF Did not finish
 DNT Did not track



Sunshine Coast QLD Professional

Race 7: SHADCON BENCHMARK 62 Handicap - 2200m

21 July 2024 - 16:08



Track Rating: Soft 5, Weather: Fine, Rail Position: +4m Entire

Section		Overall	2000m	1800m	1600m	1400m	1200m	1000m	Last 600m					
Field Times		2:21.03 (0:14.94)	2:06.09 (0:12.07)	1:54.02 (0:12.09)	1:41.93 (0:12.96)	1:28.97 (0:12.94)	1:16.03 (0:12.22)	1:03.81 (0:13.09)	0:37.89					
Rank	TAB Horse/Jockey	Barrier	Top Speed [km/h]	Fastest Section										Distance Travelled [m]
11	18 ALERT AND READY Cejay Graham	16	62.5 Overall	0:12.12 2000m	2:22.64 [11] (0:15.85)	2:06.79 [11] (0:12.12)	1:54.67 [11] (0:12.59)	1:42.08 [11] (0:12.64)	1:29.44 [11] (0:13.25)	1:16.19 [11] (0:12.23)	1:03.96 [12] (0:12.97)	0:38.22	-10	
12	13 FLASH PRINCE Samantha Collett	1	62.0 Overall	0:12.17 1200m	2:22.64 [12] (0:15.23)	2:07.41 [4] (0:12.34)	1:55.07 [6] (0:12.37)	1:42.70 [6] (0:12.71)	1:29.99 [6] (0:12.40)	1:17.59 [2] (0:12.17)	1:05.42 [1] (0:13.10)	0:39.40	-5	
13	12 END OF MONTH Cody Collis	8	62.8 2000m	0:12.07 2000m	2:22.66 [13] (0:14.94)	2:07.72 [1] (0:12.07)	1:55.65 [1] (0:12.33)	1:43.32 [2] (0:13.00)	1:30.32 [3] (0:13.04)	1:17.28 [5] (0:12.48)	1:04.80 [5] (0:13.01)	0:39.09	-11	
14	1 LEATHER JACKET LEW Paul Hamblin	4	61.4 2000m	0:12.21 2000m	2:22.66 [14] (0:15.27)	2:07.39 [5] (0:12.21)	1:55.18 [5] (0:12.31)	1:42.87 [5] (0:12.73)	1:30.14 [4] (0:12.61)	1:17.53 [3] (0:12.33)	1:05.20 [3] (0:13.19)	0:39.14	-7	
15	16 GINASUE Girish Goomany	2	62.4 Overall	0:12.27 1200m	2:23.00 [15] (0:15.39)	2:07.61 [7] (0:12.29)	1:55.32 [7] (0:12.48)	1:42.84 [8] (0:12.77)	1:30.07 [9] (0:13.02)	1:17.05 [9] (0:12.27)	1:04.78 [8] (0:12.97)	0:39.07	-9	

Scratched: Chassagne (#2), Imezaaki (#6), Flying Rothe (#10), Indented Head (#15)

[] Ranking at each section and finish
 -:-:- No data available at this section
 NA No data available

SCN Saddle cloth number
 DNF Did not finish
 DNT Did not track



Sunshine Coast QLD Professional

Race 7: SHADCON BENCHMARK 62 Handicap - 2200m

21 July 2024 - 16:08



Track Rating: Soft 5, Weather: Fine, Rail Position: +4m Entire

Section										Last 600m		
Field Times		800m	600m	400m	200m							
		0:50.72 (0:12.83)	0:37.89 (0:12.62)	0:25.27 (0:12.60)	0:12.67 (0:12.67)							
Rank	TAB	Horse/Jockey	Barrier	Top Speed [km/h]	Fastest Section					Margin	Distance Travelled [m]	
1	8	GLEN MASSEY Karl Zechner	11	63.4 2000m	0:11.72 2000m	0:50.16 [4] (0:12.73)	0:37.43 [5] (0:12.47)	0:24.96 [2] (0:12.29)	0:12.67 [1] (0:12.67)	2:21.03	0:37.43	
2	5	SAVILEO James Orman	5	63.0 Overall	0:12.12 400m	0:49.96 [7] (0:12.72)	0:37.24 [7] (0:12.46)	0:24.78 [6] (0:12.12)	0:12.66 [3] (0:12.66)	0.2L	0:37.24	-6
3	3	OLD SONG Boris Thornton	12	62.5 600m	0:12.06 400m	0:49.48 [12] (0:12.69)	0:36.79 [11] (0:12.16)	0:24.63 [10] (0:12.06)	0:12.57 [4] (0:12.57)	0.3L	0:36.79	-1
4	9	FISHERMAN'S BEACH Jag Guthmann-Chester	17	62.1 Overall	0:11.96 400m	0:49.35 [14] (0:12.66)	0:36.69 [14] (0:12.27)	0:24.42 [14] (0:11.96)	0:12.46 [6] (0:12.46)	0.5L	0:36.69	+0
5	7	FLAMINGO BEACH Georgina Cartwright	10	62.0 2000m	0:11.98 2000m	0:50.91 [1] (0:12.83)	0:38.08 [1] (0:12.62)	0:25.46 [1] (0:12.62)	0:12.84 [2] (0:12.84)	0.8L	0:38.08	-7
6	19	LADY DEANNE Shania Willis	7	61.0 1600m	0:12.13 2000m	0:50.52 [9] (0:12.74)	0:37.78 [9] (0:12.52)	0:25.26 [11] (0:12.34)	0:12.92 [8] (0:12.92)	4.3L	0:37.78	+5
7	17	IRIDESSA Trudy Thornton	18	60.6 1200m	0:12.14 1200m	0:50.38 [11] (0:12.80)	0:37.58 [12] (0:12.46)	0:25.12 [15] (0:12.39)	0:12.73 [14] (0:12.73)	4.8L	0:37.58	+4
8	4	PORT MOURANT Michael Rodd	3	60.3 Overall	0:12.31 600m	0:50.71 [10] (0:12.74)	0:37.97 [10] (0:12.31)	0:25.66 [9] (0:12.42)	0:13.24 [7] (0:13.24)	5.6L	0:37.97	-4
9	11	BIG HITTER Ron Stewart	6	62.2 Overall	0:12.29 400m	0:51.18 [6] (0:12.79)	0:38.39 [6] (0:12.57)	0:25.82 [7] (0:12.29)	0:13.53 [5] (0:13.53)	6.1L	0:38.39	+4
10	14	SECRET RED Nathan Thomas	19	61.9 2000m	0:12.10 1200m	0:50.59 [15] (0:12.75)	0:37.84 [15] (0:12.12)	0:25.72 [13] (0:12.45)	0:13.27 [13] (0:13.27)	7.6L	0:37.84	-5

Scratched: Chassagne (#2), Imezaaki (#6), Flying Rothe (#10), Indented Head (#15)

Report Created: Sun 21 July 2024 16:57 GMT+10 (Note: Timing is based on position data)

Page 3/19

[] Ranking at each section and finish
 -:-:- No data available at this section
 NA No data available

SCN Saddle cloth number
 DNF Did not finish
 DNT Did not track

data processed by TRIPLESDATA



Sunshine Coast QLD Professional
Race 7: SHADCON BENCHMARK 62 Handicap - 2200m
21 July 2024 - 16:08



Track Rating: Soft 5, Weather: Fine, Rail Position: +4m Entire

Section				800m	600m	400m	200m			Last 600m		
Field Times				0:50.72 (0:12.83)	0:37.89 (0:12.62)	0:25.27 (0:12.60)	0:12.67 (0:12.67)			0:37.89		
Rank	TAB	Horse/Jockey	Barrier	Top Speed [km/h]	Fastest Section	Margin				Distance Travelled [m]		
11	18	ALERT AND READY Cejay Graham	16	62.5 Overall	0:12.12 2000m	0:50.99 [13] (0:12.77)	0:38.22 [13] (0:12.28)	0:25.94 [12] (0:12.63)	0:13.31 [15] (0:13.31)	8.6L	0:38.22	-10
12	13	FLASH PRINCE Samantha Collett	1	62.0 Overall	0:12.17 1200m	0:52.32 [2] (0:12.92)	0:39.40 [2] (0:12.85)	0:26.55 [3] (0:12.86)	0:13.69 [10] (0:13.69)	8.7L	0:39.40	-5
13	12	END OF MONTH Cody Collis	8	62.8 2000m	0:12.07 2000m	0:51.79 [5] (0:12.70)	0:39.09 [4] (0:12.55)	0:26.54 [4] (0:12.83)	0:13.71 [9] (0:13.71)	8.8L	0:39.09	-11
14	1	LEATHER JACKET LEW Paul Hamblin	4	61.4 2000m	0:12.21 2000m	0:52.01 [3] (0:12.87)	0:39.14 [3] (0:12.73)	0:26.41 [5] (0:12.84)	0:13.57 [11] (0:13.57)	8.9L	0:39.14	-7
15	16	GINASUE Girish Goomany	2	62.4 Overall	0:12.27 1200m	0:51.81 [8] (0:12.74)	0:39.07 [8] (0:12.46)	0:26.61 [8] (0:12.77)	0:13.84 [12] (0:13.84)	10.9L	0:39.07	-9

Scratched: Chassagne (#2), Imezaaki (#6), Flying Rothe (#10), Indented Head (#15)

[] Ranking at each section and finish
 -:-:-:- No data available at this section
 NA No data available

SCN Saddle cloth number
 DNF Did not finish
 DNT Did not track



Horse/Jockey Name	Glen Massey
Final Rank	1
Fastest Section Time (Section)	0:11.72 (2000m)
Top Speed [km/h] (Section)	63.4 (2000m)
Race State	Finished



Sunshine Coast QLD Professional

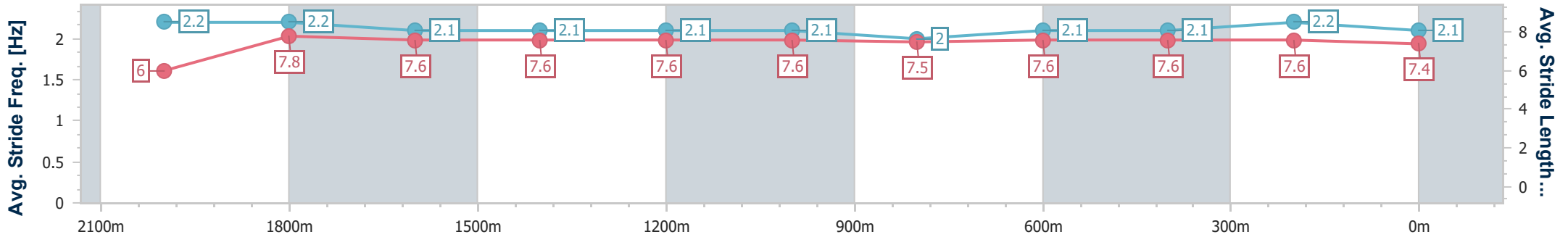
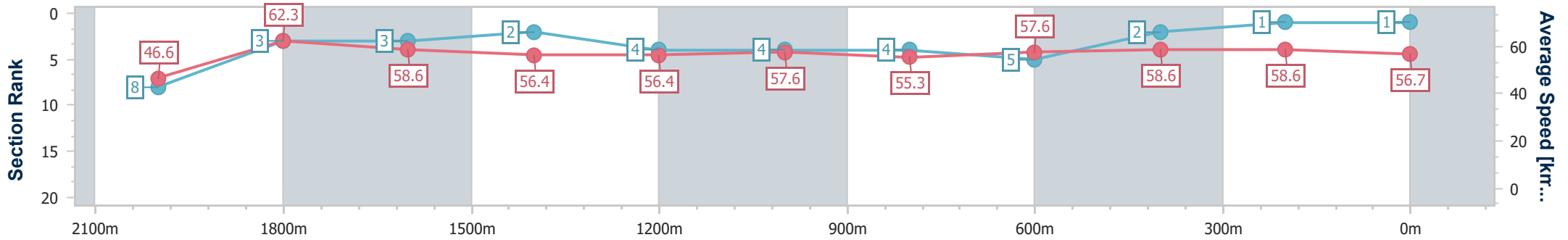
Race 7: SHADCON BENCHMARK 62 Handicap - 2200m



21 July 2024 - 16:08

Track Rating: Soft 5, Weather: Fine, Rail Position: +4m Entire

Section	Overall	2000m	1800m	1600m	1400m	1200m	1000m	800m	600m	400m	200m
Section Times	2:21.03 [1] (0:15.39)	2:05.64 [8] (0:11.72)	1:53.92 [3] (0:12.38)	1:41.54 [3] (0:12.85)	1:28.69 [2] (0:12.88)	1:15.81 [4] (0:12.51)	1:03.30 [4] (0:13.14)	0:50.16 [4] (0:12.73)	0:37.43 [5] (0:12.47)	0:24.96 [2] (0:12.29)	0:12.67 [1] (0:12.67)
Average Speed [km/h]	46.6	62.3	58.6	56.4	56.4	57.6	55.3	57.6	58.6	58.6	56.7
Top Speed [km/h]	62.9	63.4	60.6	57.8	59.3	59.3	56.5	59.1	59.4	59.4	57.9
Avg. Dist. to Rail [m]	9.9	3.1	1.8	2.0	2.8	3.1	3.1	3.0	2.6	3.9	4.4
Avg. Stride Freq. [Hz]	2.2	2.2	2.1	2.1	2.1	2.1	2.0	2.1	2.1	2.2	2.1
Avg. Stride Length [m]	6.0	7.8	7.6	7.6	7.6	7.6	7.5	7.6	7.6	7.6	7.4



- [] Ranking at each section and finish
- .-.- No data available at this section
- NA No data available



Horse/Jockey Name	Savileo
Final Rank	2
Fastest Section Time (Section)	0:12.12 (400m)
Top Speed [km/h] (Section)	63.0 (Overall)
Race State	Finished



Sunshine Coast QLD Professional

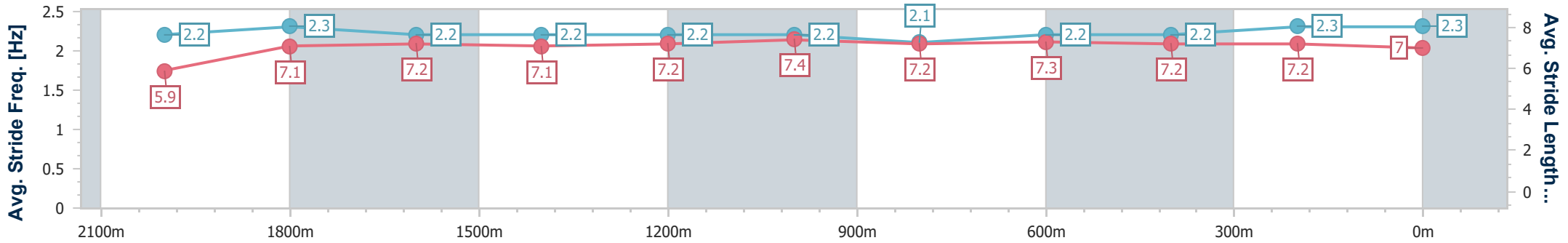
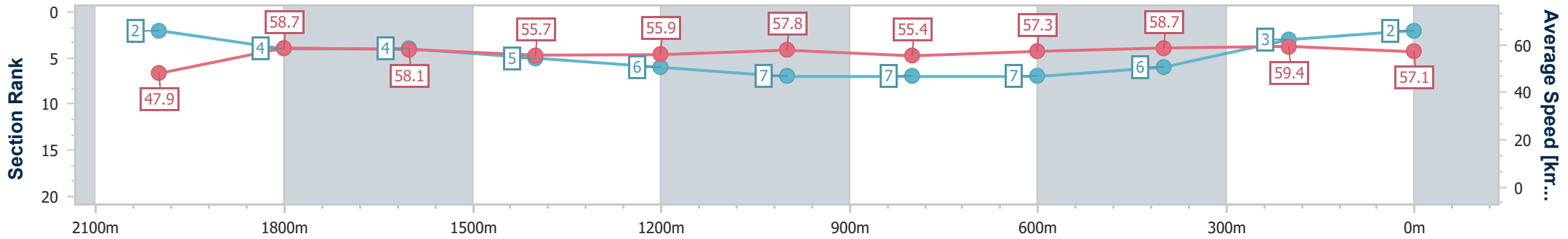
Race 7: SHADCON BENCHMARK 62 Handicap - 2200m



21 July 2024 - 16:08

Track Rating: Soft 5, Weather: Fine, Rail Position: +4m Entire

Section	Overall	2000m	1800m	1600m	1400m	1200m	1000m	800m	600m	400m	200m
Section Times	2:21.09 [2] (0:15.04)	2:06.05 [2] (0:12.28)	1:53.77 [4] (0:12.29)	1:41.48 [4] (0:12.98)	1:28.50 [5] (0:12.98)	1:15.52 [6] (0:12.45)	1:03.07 [7] (0:13.11)	0:49.96 [7] (0:12.72)	0:37.24 [7] (0:12.46)	0:24.78 [6] (0:12.12)	0:12.66 [3] (0:12.66)
Average Speed [km/h]	47.9	58.7	58.1	55.7	55.9	57.8	55.4	57.3	58.7	59.4	57.1
Top Speed [km/h]	63.0	62.3	59.0	58.0	59.9	60.1	56.2	58.9	59.7	60.6	58.4
Avg. Dist. to Rail [m]	5.9	0.8	0.8	1.0	2.3	3.0	2.8	2.1	2.9	5.0	5.4
Avg. Stride Freq. [Hz]	2.2	2.3	2.2	2.2	2.2	2.2	2.1	2.2	2.2	2.3	2.3
Avg. Stride Length [m]	5.9	7.1	7.2	7.1	7.2	7.4	7.2	7.3	7.2	7.2	7.0



- [] Ranking at each section and finish
- .-.- No data available at this section
- NA No data available



Horse/Jockey Name	Old Song
Final Rank	3
Fastest Section Time (Section)	0:12.06 (400m)
Top Speed [km/h] (Section)	62.5 (600m)
Race State	Finished



Sunshine Coast QLD Professional

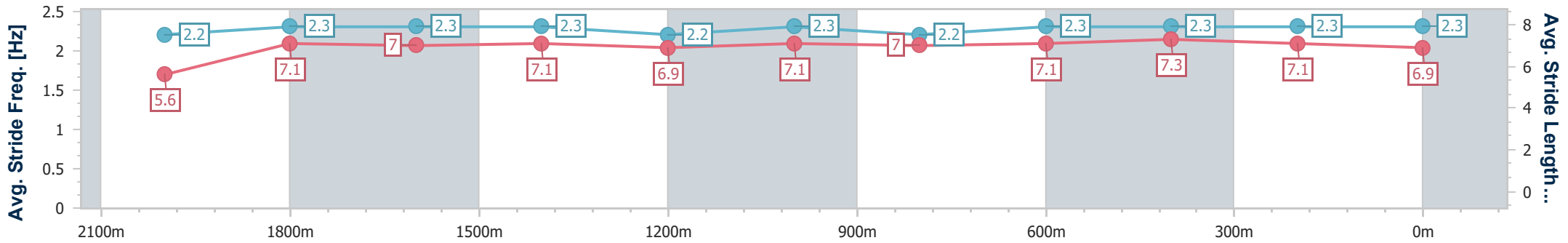
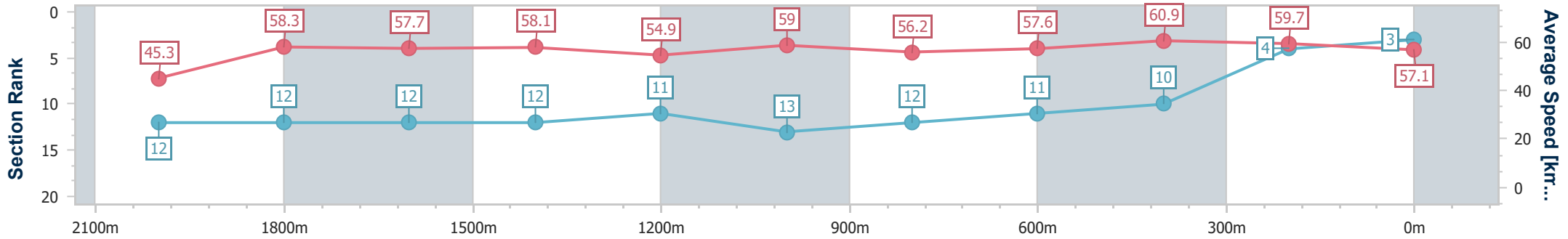
Race 7: SHADCON BENCHMARK 62 Handicap - 2200m



21 July 2024 - 16:08

Track Rating: Soft 5, Weather: Fine, Rail Position: +4m Entire

Section	Overall	2000m	1800m	1600m	1400m	1200m	1000m	800m	600m	400m	200m
Section Times	2:21.10 [3] (0:15.91)	2:05.19 [12] (0:12.32)	1:52.87 [12] (0:12.50)	1:40.37 [12] (0:12.48)	1:27.89 [12] (0:13.24)	1:14.65 [11] (0:12.24)	1:02.41 [13] (0:12.93)	0:49.48 [12] (0:12.69)	0:36.79 [11] (0:12.16)	0:24.63 [10] (0:12.06)	0:12.57 [4] (0:12.57)
Average Speed [km/h]	45.3	58.3	57.7	58.1	54.9	59.0	56.2	57.6	60.9	59.7	57.1
Top Speed [km/h]	60.6	61.1	60.5	59.9	58.2	60.4	57.1	61.5	62.5	61.8	59.3
Avg. Dist. to Rail [m]	9.7	0.5	0.5	2.5	3.1	3.1	2.9	3.2	4.3	5.6	4.3
Avg. Stride Freq. [Hz]	2.2	2.3	2.3	2.3	2.2	2.3	2.2	2.3	2.3	2.3	2.3
Avg. Stride Length [m]	5.6	7.1	7.0	7.1	6.9	7.1	7.0	7.1	7.3	7.1	6.9



- [] Ranking at each section and finish
- .-.- No data available at this section
- NA No data available



Horse/Jockey Name	Fisherman's Beach
Final Rank	4
Fastest Section Time (Section)	0:11.96 (400m)
Top Speed [km/h] (Section)	62.1 (Overall)
Race State	Finished



Sunshine Coast QLD Professional

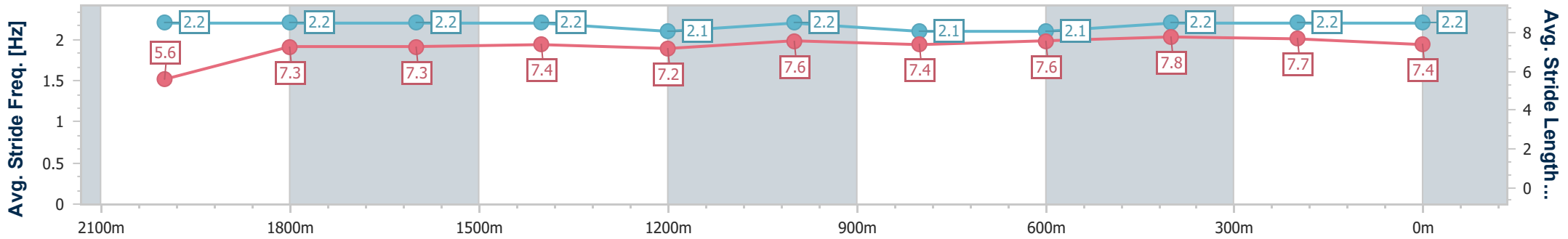
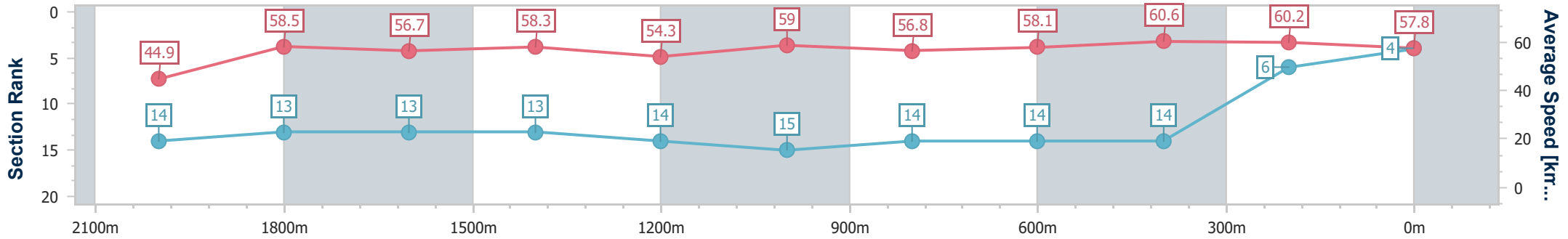
Race 7: SHADCON BENCHMARK 62 Handicap - 2200m



21 July 2024 - 16:08

Track Rating: Soft 5, Weather: Fine, Rail Position: +4m Entire

Section	Overall	2000m	1800m	1600m	1400m	1200m	1000m	800m	600m	400m	200m
Section Times	2:21.16 [4] (0:16.10)	2:05.06 [14] (0:12.27)	1:52.79 [13] (0:12.64)	1:40.15 [13] (0:12.32)	1:27.83 [13] (0:13.43)	1:14.40 [14] (0:12.23)	1:02.17 [15] (0:12.82)	0:49.35 [14] (0:12.66)	0:36.69 [14] (0:12.27)	0:24.42 [14] (0:11.96)	0:12.46 [6] (0:12.46)
Average Speed [km/h]	44.9	58.5	56.7	58.3	54.3	59.0	56.8	58.1	60.6	60.2	57.8
Top Speed [km/h]	62.1	61.5	59.2	59.8	56.2	60.2	57.5	61.8	61.8	60.9	59.7
Avg. Dist. to Rail [m]	8.6	0.5	0.4	1.2	2.5	3.4	3.4	4.0	5.2	8.2	7.9
Avg. Stride Freq. [Hz]	2.2	2.2	2.2	2.2	2.1	2.2	2.1	2.1	2.2	2.2	2.2
Avg. Stride Length [m]	5.6	7.3	7.3	7.4	7.2	7.6	7.4	7.6	7.8	7.7	7.4



- [] Ranking at each section and finish
- .-.- No data available at this section
- NA No data available



Horse/Jockey Name	Flamingo Beach
Final Rank	5
Fastest Section Time (Section)	0:11.98 (2000m)
Top Speed [km/h] (Section)	62.0 (2000m)
Race State	Finished



Sunshine Coast QLD Professional

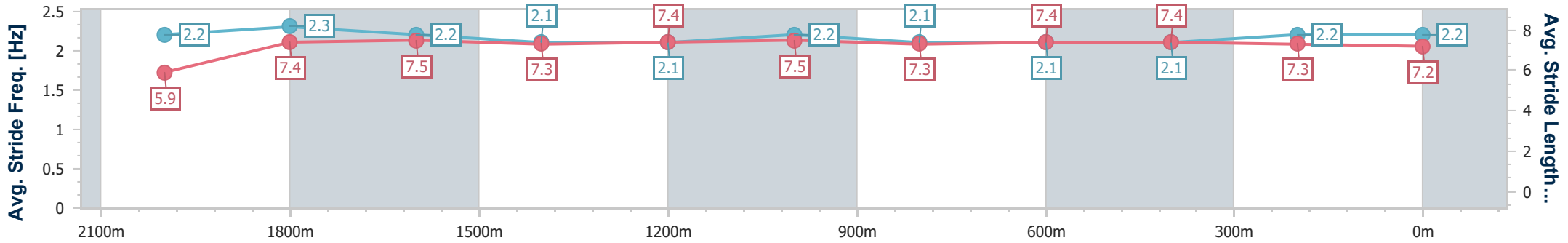
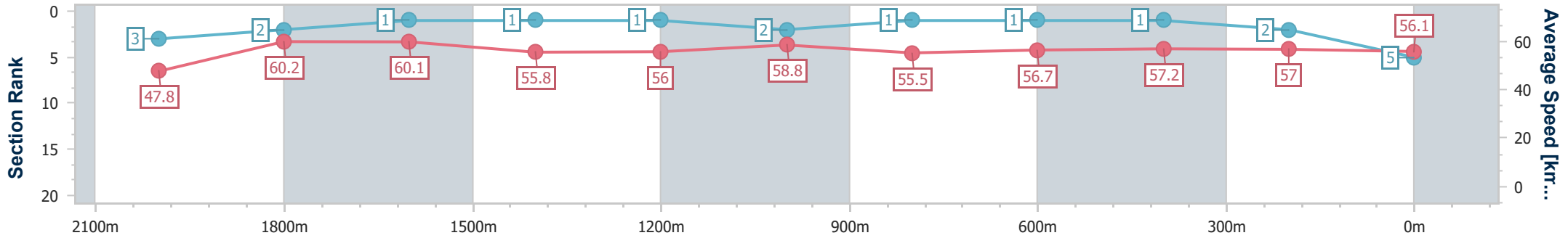
Race 7: SHADCON BENCHMARK 62 Handicap - 2200m



21 July 2024 - 16:08

Track Rating: Soft 5, Weather: Fine, Rail Position: +4m Entire

Section	Overall	2000m	1800m	1600m	1400m	1200m	1000m	800m	600m	400m	200m
Section Times	2:21.22 [5] (0:15.11)	2:06.11 [3] (0:11.98)	1:54.13 [2] (0:12.01)	1:42.12 [1] (0:12.96)	1:29.16 [1] (0:12.94)	1:16.22 [1] (0:12.25)	1:03.97 [2] (0:13.06)	0:50.91 [1] (0:12.83)	0:38.08 [1] (0:12.62)	0:25.46 [1] (0:12.62)	0:12.84 [2] (0:12.84)
Average Speed [km/h]	47.8	60.2	60.1	55.8	56.0	58.8	55.5	56.7	57.2	57.0	56.1
Top Speed [km/h]	62.0	62.0	61.0	59.2	59.4	59.7	57.4	57.7	57.8	57.7	57.5
Avg. Dist. to Rail [m]	10.1	2.1	0.6	1.2	2.0	2.2	1.8	1.5	0.8	1.8	1.4
Avg. Stride Freq. [Hz]	2.2	2.3	2.2	2.1	2.1	2.2	2.1	2.1	2.1	2.2	2.2
Avg. Stride Length [m]	5.9	7.4	7.5	7.3	7.4	7.5	7.3	7.4	7.4	7.3	7.2



- [] Ranking at each section and finish
- .-.- No data available at this section
- NA No data available



Horse/Jockey Name	Lady Deanne
Final Rank	6
Fastest Section Time (Section)	0:12.13 (2000m)
Top Speed [km/h] (Section)	61.0 (1600m)
Race State	Finished



Sunshine Coast QLD Professional

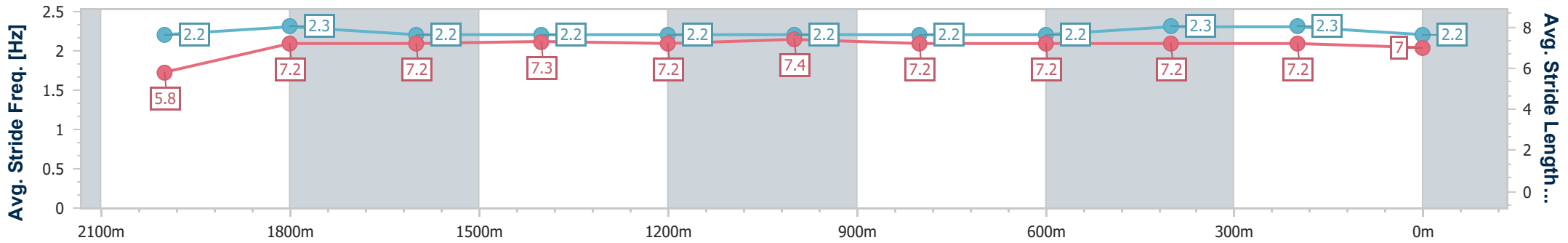
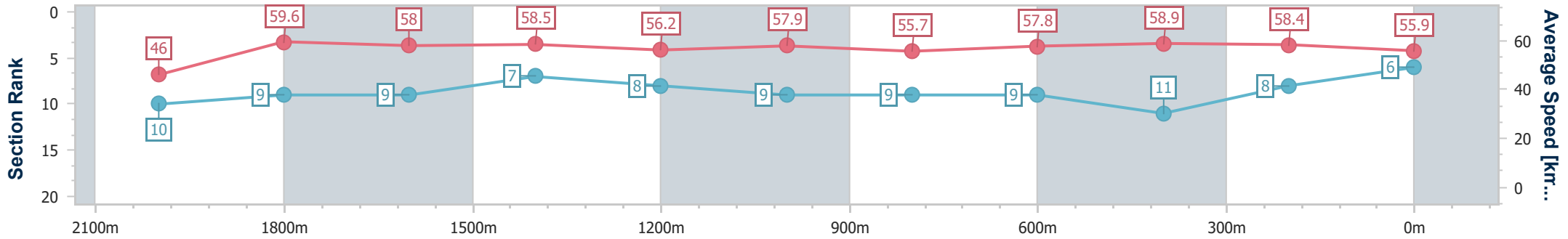
Race 7: SHADCON BENCHMARK 62 Handicap - 2200m



21 July 2024 - 16:08

Track Rating: Soft 5, Weather: Fine, Rail Position: +4m Entire

Section	Overall	2000m	1800m	1600m	1400m	1200m	1000m	800m	600m	400m	200m
Section Times	2:21.82 [6] (0:15.67)	2:06.15 [10] (0:12.13)	1:54.02 [9] (0:12.61)	1:41.41 [9] (0:12.39)	1:29.02 [7] (0:12.96)	1:16.06 [8] (0:12.51)	1:03.55 [9] (0:13.03)	0:50.52 [9] (0:12.74)	0:37.78 [9] (0:12.52)	0:25.26 [11] (0:12.34)	0:12.92 [8] (0:12.92)
Average Speed [km/h]	46.0	59.6	58.0	58.5	56.2	57.9	55.7	57.8	58.9	58.4	55.9
Top Speed [km/h]	60.4	60.9	60.9	61.0	59.1	59.1	57.2	60.2	60.6	59.6	57.5
Avg. Dist. to Rail [m]	6.8	1.9	2.0	3.1	4.4	4.7	4.0	3.6	4.4	7.5	8.3
Avg. Stride Freq. [Hz]	2.2	2.3	2.2	2.2	2.2	2.2	2.2	2.2	2.3	2.3	2.2
Avg. Stride Length [m]	5.8	7.2	7.2	7.3	7.2	7.4	7.2	7.2	7.2	7.2	7.0



- [] Ranking at each section and finish
- .-.- No data available at this section
- NA No data available



Horse/Jockey Name	Iridessa
Final Rank	7
Fastest Section Time (Section)	0:12.14 (1200m)
Top Speed [km/h] (Section)	60.6 (1200m)
Race State	Finished



Sunshine Coast QLD Professional

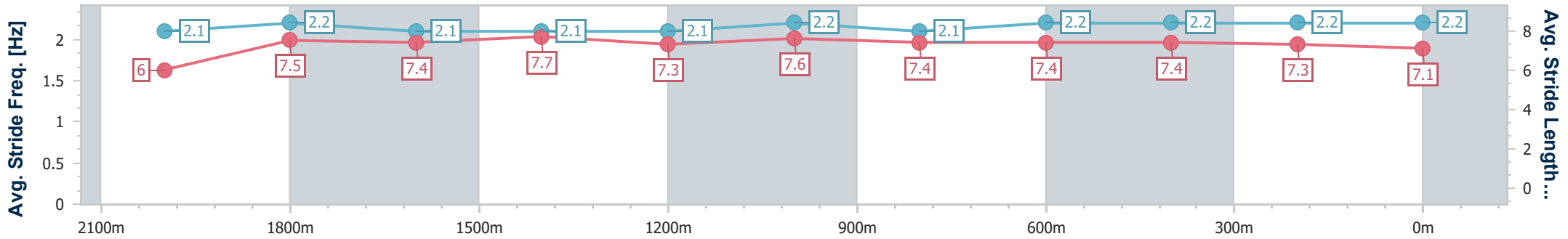
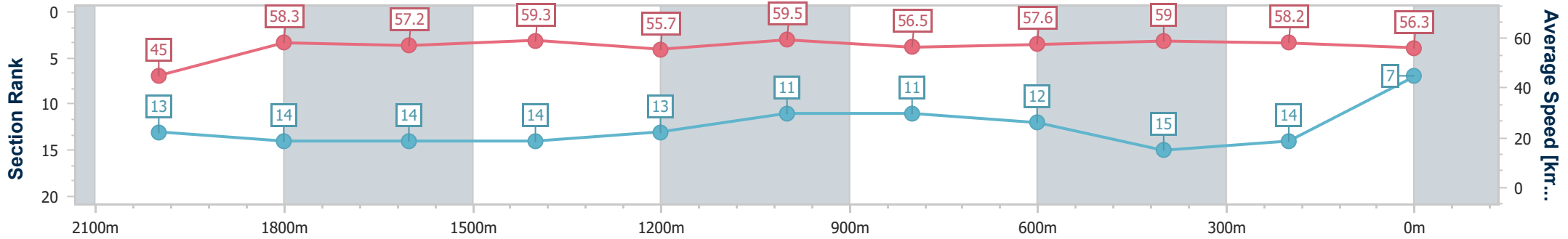
Race 7: SHADCON BENCHMARK 62 Handicap - 2200m



21 July 2024 - 16:08

Track Rating: Soft 5, Weather: Fine, Rail Position: +4m Entire

Section	Overall	2000m	1800m	1600m	1400m	1200m	1000m	800m	600m	400m	200m
Section Times	2:21.93 [7] (0:16.08)	2:05.85 [13] (0:12.41)	1:53.44 [14] (0:12.70)	1:40.74 [14] (0:12.22)	1:28.52 [14] (0:13.10)	1:15.42 [13] (0:12.14)	1:03.28 [11] (0:12.90)	0:50.38 [11] (0:12.80)	0:37.58 [12] (0:12.46)	0:25.12 [15] (0:12.39)	0:12.73 [14] (0:12.73)
Average Speed [km/h]	45.0	58.3	57.2	59.3	55.7	59.5	56.5	57.6	59.0	58.2	56.3
Top Speed [km/h]	60.3	60.3	59.7	60.6	58.9	60.6	58.2	59.8	59.8	60.0	57.7
Avg. Dist. to Rail [m]	9.9	1.4	1.5	3.0	4.1	4.4	4.1	3.8	3.8	6.5	9.2
Avg. Stride Freq. [Hz]	2.1	2.2	2.1	2.1	2.1	2.2	2.1	2.2	2.2	2.2	2.2
Avg. Stride Length [m]	6.0	7.5	7.4	7.7	7.3	7.6	7.4	7.4	7.4	7.3	7.1



- [] Ranking at each section and finish
- .-.- No data available at this section
- NA No data available



Horse/Jockey Name	Port Mourant
Final Rank	8
Fastest Section Time (Section)	0:12.31 (600m)
Top Speed [km/h] (Section)	60.3 (Overall)
Race State	Finished



Sunshine Coast QLD Professional

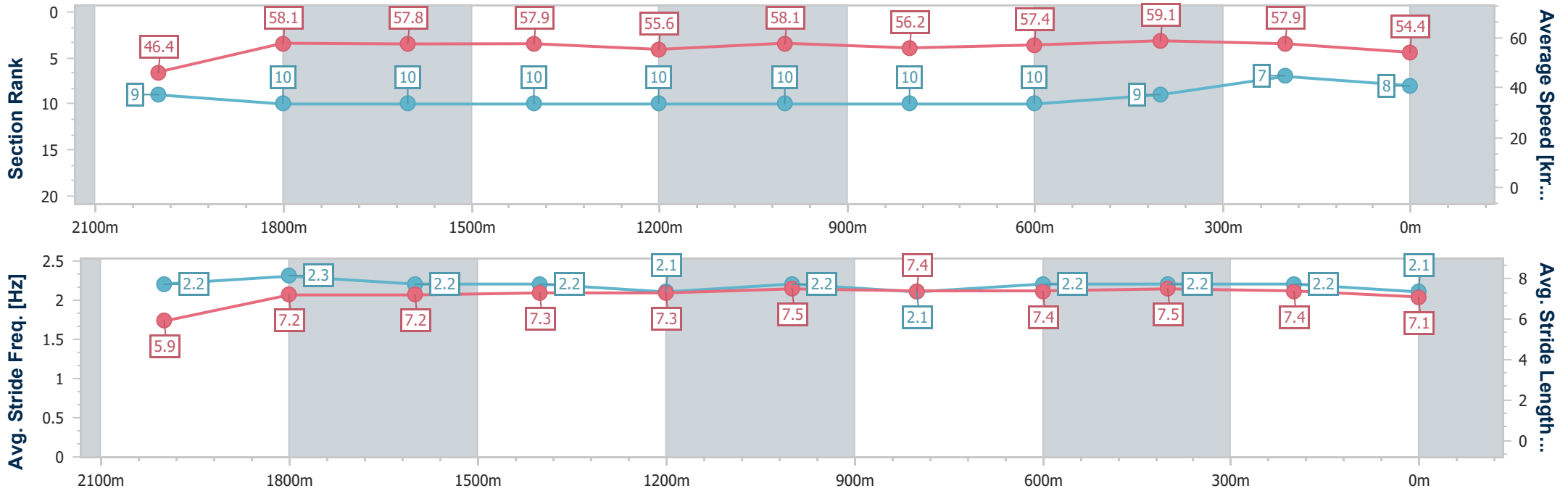
Race 7: SHADCON BENCHMARK 62 Handicap - 2200m



21 July 2024 - 16:08

Track Rating: Soft 5, Weather: Fine, Rail Position: +4m Entire

Section	Overall	2000m	1800m	1600m	1400m	1200m	1000m	800m	600m	400m	200m
Section Times	2:22.09 [8] (0:15.56)	2:06.53 [9] (0:12.39)	1:54.14 [10] (0:12.50)	1:41.64 [10] (0:12.52)	1:29.12 [10] (0:13.10)	1:16.02 [10] (0:12.38)	1:03.64 [10] (0:12.93)	0:50.71 [10] (0:12.74)	0:37.97 [10] (0:12.31)	0:25.66 [9] (0:12.42)	0:13.24 [7] (0:13.24)
Average Speed [km/h]	46.4	58.1	57.8	57.9	55.6	58.1	56.2	57.4	59.1	57.9	54.4
Top Speed [km/h]	60.3	59.8	59.8	59.5	59.3	59.9	57.4	60.0	59.9	59.0	57.4
Avg. Dist. to Rail [m]	3.9	0.9	0.6	2.6	3.5	3.7	2.9	2.5	1.8	3.2	4.8
Avg. Stride Freq. [Hz]	2.2	2.3	2.2	2.2	2.1	2.2	2.1	2.2	2.2	2.2	2.1
Avg. Stride Length [m]	5.9	7.2	7.2	7.3	7.3	7.5	7.4	7.4	7.5	7.4	7.1



- [] Ranking at each section and finish
- .-.- No data available at this section
- NA No data available



Horse/Jockey Name	Big Hitter
Final Rank	9
Fastest Section Time (Section)	0:12.29 (400m)
Top Speed [km/h] (Section)	62.2 (Overall)
Race State	Finished



Sunshine Coast QLD Professional

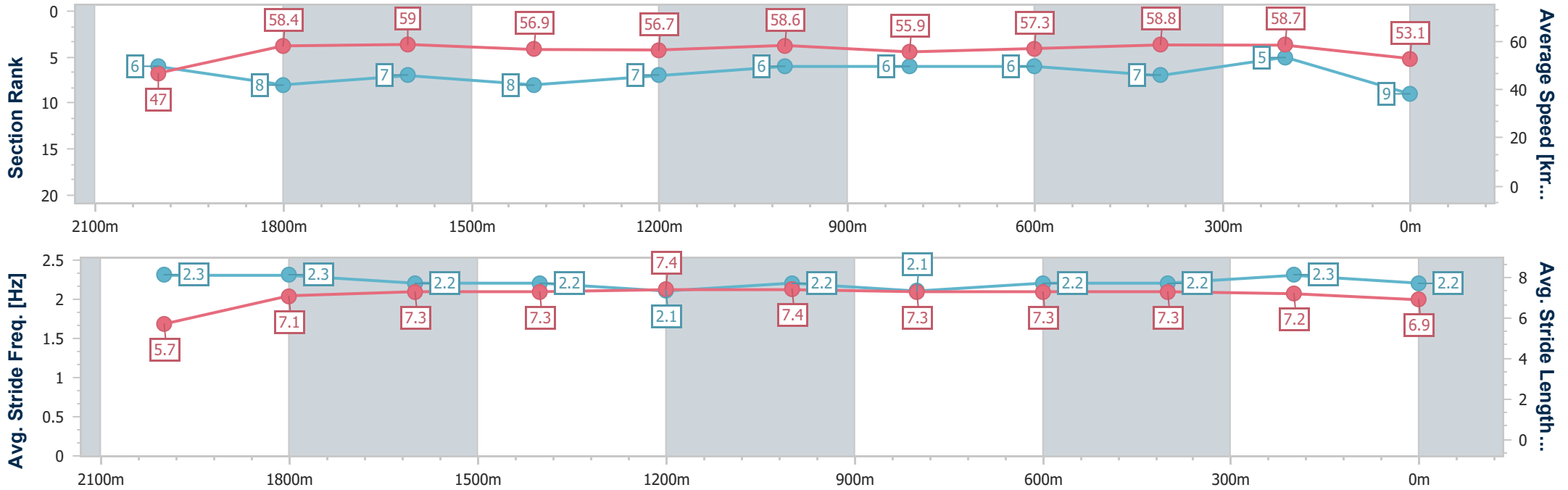
Race 7: SHADCON BENCHMARK 62 Handicap - 2200m



21 July 2024 - 16:08

Track Rating: Soft 5, Weather: Fine, Rail Position: +4m Entire

Section	Overall	2000m	1800m	1600m	1400m	1200m	1000m	800m	600m	400m	200m
Section Times	2:22.18 [9] (0:15.36)	2:06.82 [6] (0:12.37)	1:54.45 [8] (0:12.37)	1:42.08 [7] (0:12.72)	1:29.36 [8] (0:12.84)	1:16.52 [7] (0:12.34)	1:04.18 [6] (0:13.00)	0:51.18 [6] (0:12.79)	0:38.39 [6] (0:12.57)	0:25.82 [7] (0:12.29)	0:13.53 [5] (0:13.53)
Average Speed [km/h]	47.0	58.4	59.0	56.9	56.7	58.6	55.9	57.3	58.8	58.7	53.1
Top Speed [km/h]	62.2	61.8	60.3	58.9	60.5	60.6	57.2	59.3	59.9	59.7	56.8
Avg. Dist. to Rail [m]	6.9	1.7	1.7	2.8	4.1	3.7	3.6	3.5	4.4	7.5	7.5
Avg. Stride Freq. [Hz]	2.3	2.3	2.2	2.2	2.1	2.2	2.1	2.2	2.2	2.3	2.2
Avg. Stride Length [m]	5.7	7.1	7.3	7.3	7.4	7.4	7.3	7.3	7.3	7.2	6.9



- [] Ranking at each section and finish
- .-.- No data available at this section
- NA No data available



Horse/Jockey Name	Secret Red
Final Rank	10
Fastest Section Time (Section)	0:12.10 (1200m)
Top Speed [km/h] (Section)	61.9 (2000m)
Race State	Finished



Sunshine Coast QLD Professional

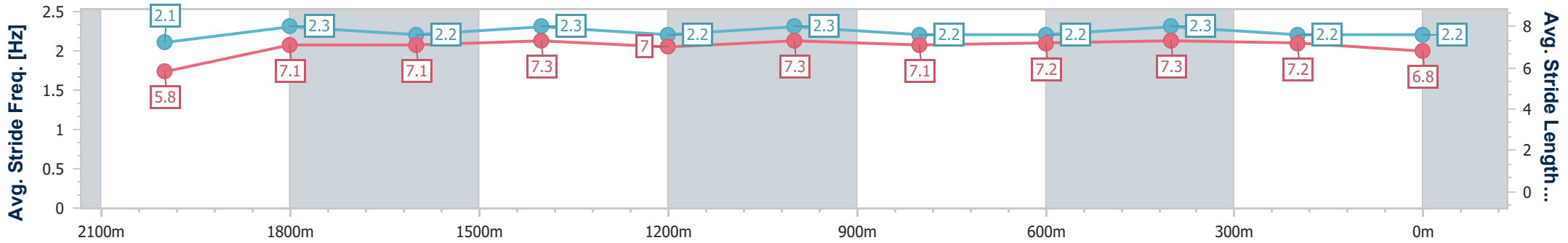
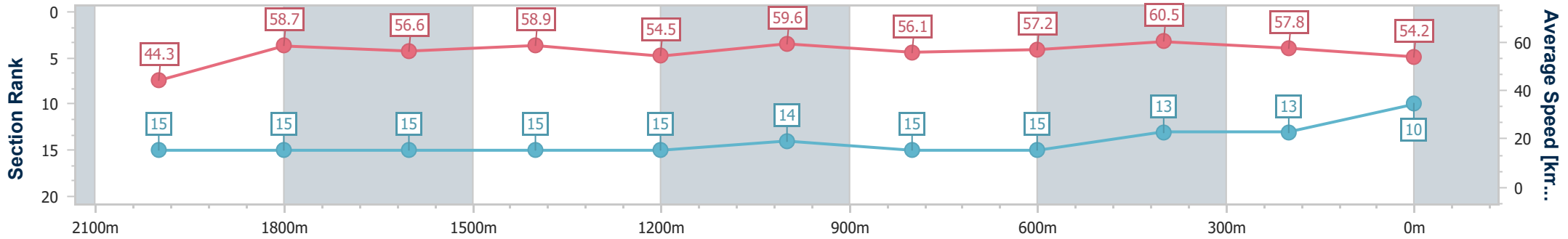
Race 7: SHADCON BENCHMARK 62 Handicap - 2200m



21 July 2024 - 16:08

Track Rating: Soft 5, Weather: Fine, Rail Position: +4m Entire

Section	Overall	2000m	1800m	1600m	1400m	1200m	1000m	800m	600m	400m	200m
Section Times	2:22.46 [10] (0:16.31)	2:06.15 [15] (0:12.30)	1:53.85 [15] (0:12.72)	1:41.13 [15] (0:12.26)	1:28.87 [15] (0:13.29)	1:15.58 [15] (0:12.10)	1:03.48 [14] (0:12.89)	0:50.59 [15] (0:12.75)	0:37.84 [15] (0:12.12)	0:25.72 [13] (0:12.45)	0:13.27 [13] (0:13.27)
Average Speed [km/h]	44.3	58.7	56.6	58.9	54.5	59.6	56.1	57.2	60.5	57.8	54.2
Top Speed [km/h]	61.7	61.9	59.6	60.5	57.6	61.1	58.3	60.5	61.0	60.7	55.5
Avg. Dist. to Rail [m]	10.8	1.2	0.4	1.4	1.7	1.7	1.7	2.1	2.6	6.0	7.7
Avg. Stride Freq. [Hz]	2.1	2.3	2.2	2.3	2.2	2.3	2.2	2.2	2.3	2.2	2.2
Avg. Stride Length [m]	5.8	7.1	7.1	7.3	7.0	7.3	7.1	7.2	7.3	7.2	6.8



- [] Ranking at each section and finish
- .-.- No data available at this section
- NA No data available



Horse/Jockey Name	Alert And Ready
Final Rank	11
Fastest Section Time (Section)	0:12.12 (2000m)
Top Speed [km/h] (Section)	62.5 (Overall)
Race State	Finished



Sunshine Coast QLD Professional

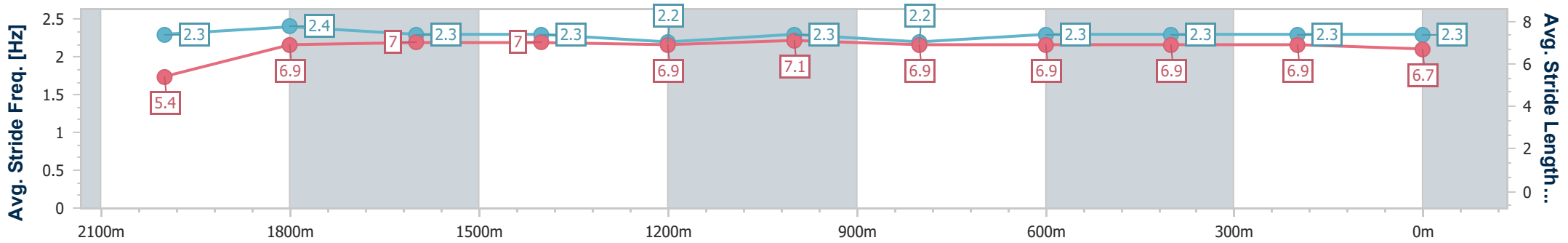
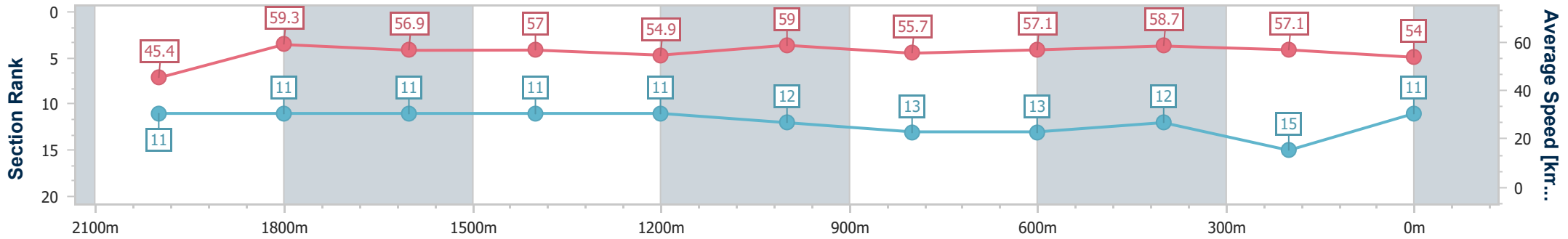
Race 7: SHADCON BENCHMARK 62 Handicap - 2200m



21 July 2024 - 16:08

Track Rating: Soft 5, Weather: Fine, Rail Position: +4m Entire

Section	Overall	2000m	1800m	1600m	1400m	1200m	1000m	800m	600m	400m	200m
Section Times	2:22.64 [11] (0:15.85)	2:06.79 [11] (0:12.12)	1:54.67 [11] (0:12.59)	1:42.08 [11] (0:12.64)	1:29.44 [11] (0:13.25)	1:16.19 [11] (0:12.23)	1:03.96 [12] (0:12.97)	0:50.99 [13] (0:12.77)	0:38.22 [13] (0:12.28)	0:25.94 [12] (0:12.63)	0:13.31 [15] (0:13.31)
Average Speed [km/h]	45.4	59.3	56.9	57.0	54.9	59.0	55.7	57.1	58.7	57.1	54.0
Top Speed [km/h]	62.5	62.5	59.2	58.2	58.5	60.5	57.6	59.4	60.1	59.0	55.8
Avg. Dist. to Rail [m]	6.3	1.0	0.7	1.7	2.1	2.1	1.8	1.5	0.6	1.9	4.3
Avg. Stride Freq. [Hz]	2.3	2.4	2.3	2.3	2.2	2.3	2.2	2.3	2.3	2.3	2.3
Avg. Stride Length [m]	5.4	6.9	7.0	7.0	6.9	7.1	6.9	6.9	6.9	6.9	6.7



- [] Ranking at each section and finish
- .-.- No data available at this section
- NA No data available



Horse/Jockey Name	Flash Prince
Final Rank	12
Fastest Section Time (Section)	0:12.17 (1200m)
Top Speed [km/h] (Section)	62.0 (Overall)
Race State	Finished



Sunshine Coast QLD Professional

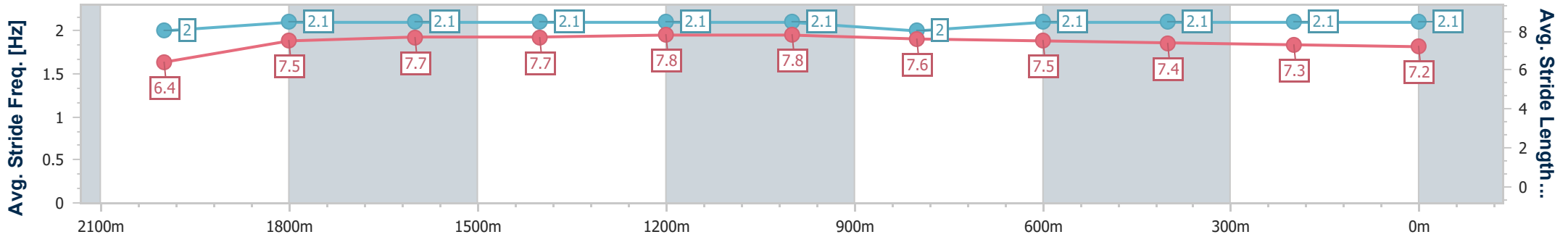
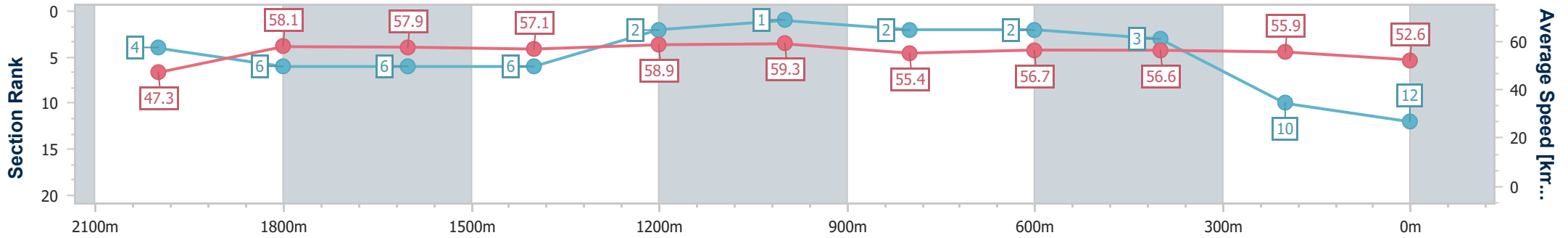
Race 7: SHADCON BENCHMARK 62 Handicap - 2200m



21 July 2024 - 16:08

Track Rating: Soft 5, Weather: Fine, Rail Position: +4m Entire

Section	Overall	2000m	1800m	1600m	1400m	1200m	1000m	800m	600m	400m	200m
Section Times	2:22.64 [12] (0:15.23)	2:07.41 [4] (0:12.34)	1:55.07 [6] (0:12.37)	1:42.70 [6] (0:12.71)	1:29.99 [6] (0:12.40)	1:17.59 [2] (0:12.17)	1:05.42 [1] (0:13.10)	0:52.32 [2] (0:12.92)	0:39.40 [2] (0:12.85)	0:26.55 [3] (0:12.86)	0:13.69 [10] (0:13.69)
Average Speed [km/h]	47.3	58.1	57.9	57.1	58.9	59.3	55.4	56.7	56.6	55.9	52.6
Top Speed [km/h]	62.0	61.7	59.9	57.9	61.1	61.7	57.2	57.7	57.5	57.3	55.1
Avg. Dist. to Rail [m]	2.7	0.7	0.9	1.8	4.8	4.4	3.0	2.6	1.7	2.2	3.1
Avg. Stride Freq. [Hz]	2.0	2.1	2.1	2.1	2.1	2.1	2.0	2.1	2.1	2.1	2.1
Avg. Stride Length [m]	6.4	7.5	7.7	7.7	7.8	7.8	7.6	7.5	7.4	7.3	7.2



- [] Ranking at each section and finish
- .-.- No data available at this section
- NA No data available



Horse/Jockey Name	End Of Month
Final Rank	13
Fastest Section Time (Section)	0:12.07 (2000m)
Top Speed [km/h] (Section)	62.8 (2000m)
Race State	Finished



Sunshine Coast QLD Professional

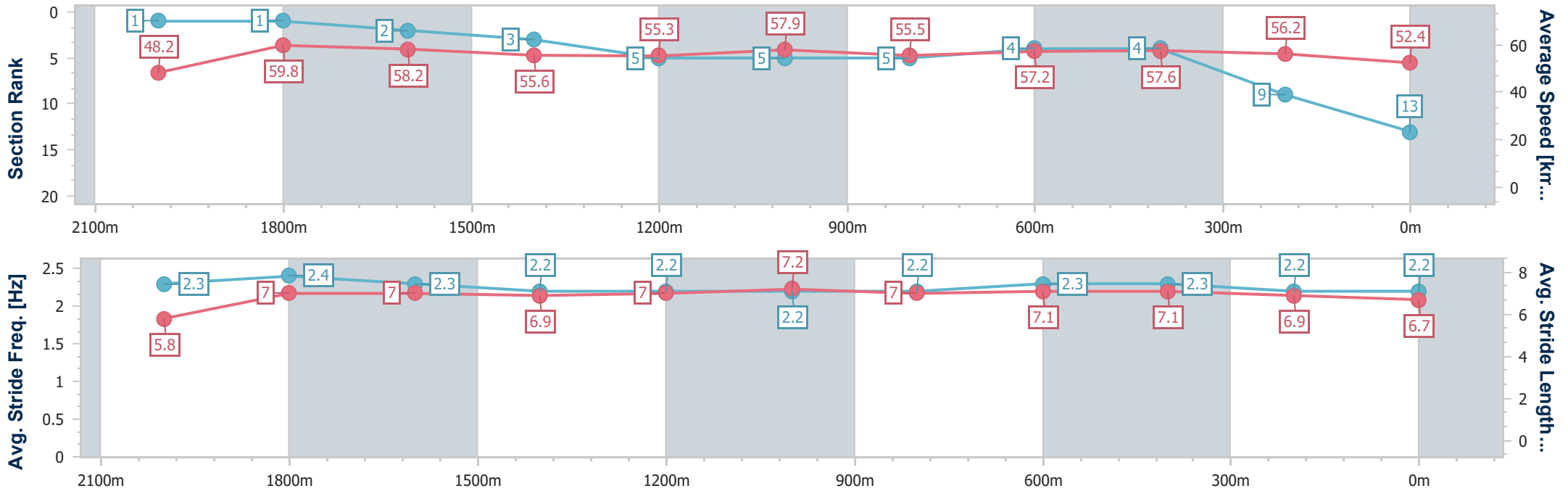
Race 7: SHADCON BENCHMARK 62 Handicap - 2200m



21 July 2024 - 16:08

Track Rating: Soft 5, Weather: Fine, Rail Position: +4m Entire

Section	Overall	2000m	1800m	1600m	1400m	1200m	1000m	800m	600m	400m	200m
Section Times	2:22.66 [13] (0:14.94)	2:07.72 [1] (0:12.07)	1:55.65 [1] (0:12.33)	1:43.32 [2] (0:13.00)	1:30.32 [3] (0:13.04)	1:17.28 [5] (0:12.48)	1:04.80 [5] (0:13.01)	0:51.79 [5] (0:12.70)	0:39.09 [4] (0:12.55)	0:26.54 [4] (0:12.83)	0:13.71 [9] (0:13.71)
Average Speed [km/h]	48.2	59.8	58.2	55.6	55.3	57.9	55.5	57.2	57.6	56.2	52.4
Top Speed [km/h]	62.6	62.8	59.6	57.6	58.9	59.0	56.8	58.3	58.8	57.4	55.2
Avg. Dist. to Rail [m]	8.3	1.5	0.6	1.0	1.5	1.7	1.7	1.3	0.5	1.4	1.7
Avg. Stride Freq. [Hz]	2.3	2.4	2.3	2.2	2.2	2.2	2.2	2.3	2.3	2.2	2.2
Avg. Stride Length [m]	5.8	7.0	7.0	6.9	7.0	7.2	7.0	7.1	7.1	6.9	6.7



- [] Ranking at each section and finish
- .-.- No data available at this section
- NA No data available



Horse/Jockey Name	Leather Jacket Lew
Final Rank	14
Fastest Section Time (Section)	0:12.21 (2000m)
Top Speed [km/h] (Section)	61.4 (2000m)
Race State	Finished



Sunshine Coast QLD Professional

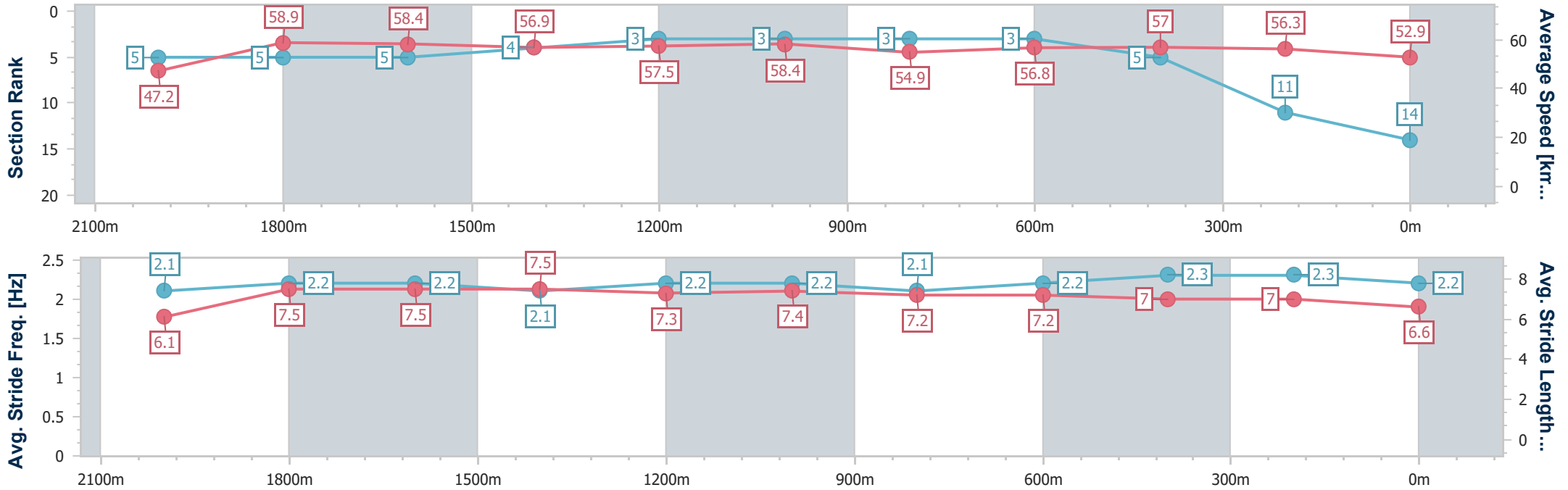
Race 7: SHADCON BENCHMARK 62 Handicap - 2200m



21 July 2024 - 16:08

Track Rating: Soft 5, Weather: Fine, Rail Position: +4m Entire

Section	Overall	2000m	1800m	1600m	1400m	1200m	1000m	800m	600m	400m	200m
Section Times	2:22.66 [14] (0:15.27)	2:07.39 [5] (0:12.21)	1:55.18 [5] (0:12.31)	1:42.87 [5] (0:12.73)	1:30.14 [4] (0:12.61)	1:17.53 [3] (0:12.33)	1:05.20 [3] (0:13.19)	0:52.01 [3] (0:12.87)	0:39.14 [3] (0:12.73)	0:26.41 [5] (0:12.84)	0:13.57 [11] (0:13.57)
Average Speed [km/h]	47.2	58.9	58.4	56.9	57.5	58.4	54.9	56.8	57.0	56.3	52.9
Top Speed [km/h]	61.2	61.4	59.2	58.4	60.8	60.8	56.8	58.2	58.4	56.9	54.6
Avg. Dist. to Rail [m]	4.6	0.4	0.3	1.3	2.7	2.6	2.1	2.3	2.0	4.3	6.4
Avg. Stride Freq. [Hz]	2.1	2.2	2.2	2.1	2.2	2.2	2.1	2.2	2.3	2.3	2.2
Avg. Stride Length [m]	6.1	7.5	7.5	7.5	7.3	7.4	7.2	7.2	7.0	7.0	6.6



- [] Ranking at each section and finish
- .-.- No data available at this section
- NA No data available



Horse/Jockey Name	Ginasue
Final Rank	15
Fastest Section Time (Section)	0:12.27 (1200m)
Top Speed [km/h] (Section)	62.4 (Overall)
Race State	Finished



Sunshine Coast QLD Professional

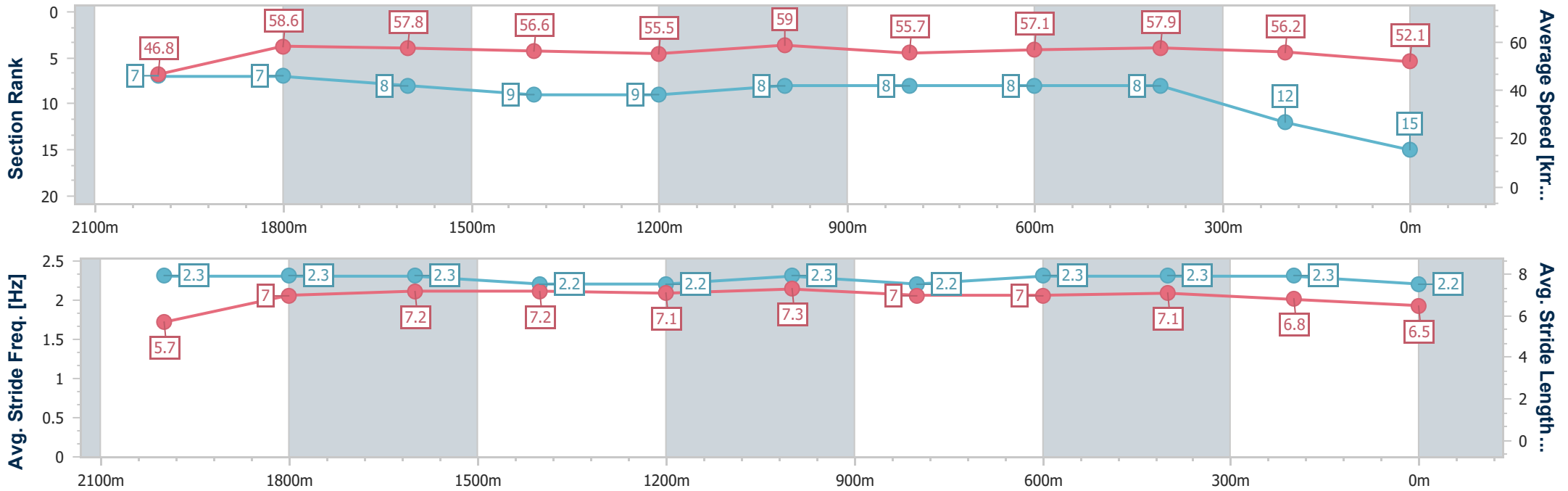
Race 7: SHADCON BENCHMARK 62 Handicap - 2200m



21 July 2024 - 16:08

Track Rating: Soft 5, Weather: Fine, Rail Position: +4m Entire

Section	Overall	2000m	1800m	1600m	1400m	1200m	1000m	800m	600m	400m	200m
Section Times	2:23.00 [15] (0:15.39)	2:07.61 [7] (0:12.29)	1:55.32 [7] (0:12.48)	1:42.84 [8] (0:12.77)	1:30.07 [9] (0:13.02)	1:17.05 [9] (0:12.27)	1:04.78 [8] (0:12.97)	0:51.81 [8] (0:12.74)	0:39.07 [8] (0:12.46)	0:26.61 [8] (0:12.77)	0:13.84 [12] (0:13.84)
Average Speed [km/h]	46.8	58.6	57.8	56.6	55.5	59.0	55.7	57.1	57.9	56.2	52.1
Top Speed [km/h]	62.4	62.3	59.3	58.1	60.3	60.5	58.0	58.4	58.6	57.8	54.2
Avg. Dist. to Rail [m]	2.7	0.3	0.4	1.6	2.4	2.5	1.9	1.4	0.5	0.3	1.7
Avg. Stride Freq. [Hz]	2.3	2.3	2.3	2.2	2.2	2.3	2.2	2.3	2.3	2.3	2.2
Avg. Stride Length [m]	5.7	7.0	7.2	7.2	7.1	7.3	7.0	7.0	7.1	6.8	6.5



- [] Ranking at each section and finish
- .-.- No data available at this section
- NA No data available