



**Ipswich QLD Professional**  
**Race 3: ROSE JENSEN KENT LAWYERS BENCHMARK 68 Handicap**  
 (4YO only QTIS bonuses applicable) - 1666m  
 24 July 2024 - 13:08



Track Rating: Good 4, Weather: Fine, Rail Position: True

Section		Overall	1400m	1200m	1000m	800m	600m	400m	Last 600m				
Field Times		1:41.47 (0:18.04)	1:23.43 (0:11.38)	1:12.05 (0:12.30)	0:59.75 (0:12.95)	0:46.80 (0:12.10)	0:34.70 (0:11.56)	0:23.14 (0:11.44)	0:34.70				
Rank	TAB Horse/Jockey	Barrier	Top Speed [km/h]	Fastest Section	Distance Travelled [m]								
1	1 MAHAGONI Cody Collis	7	65.5 400m	0:11.24 600m	1:41.47 [1] (0:18.98)	1:22.49 [7] (0:11.43)	1:11.06 [6] (0:12.08)	0:58.98 [6] (0:13.03)	0:45.95 [7] (0:12.06)	0:33.89 [7] (0:11.24)	0:22.65 [5] (0:11.24)	0:33.89	
2	8 YALLA Tahlia Fenlon	4	65.9 Overall	0:11.38 1400m	1:41.66 [2] (0:18.04)	1:23.62 [1] (0:11.38)	1:12.24 [1] (0:12.30)	0:59.94 [1] (0:12.95)	0:46.99 [1] (0:12.10)	0:34.89 [1] (0:11.56)	0:23.33 [1] (0:11.44)	0:34.89	-7
3	4 RAGING POLE Cejay Graham	2	64.0 400m	0:11.33 400m	1:41.76 [3] (0:18.48)	1:23.28 [5] (0:11.56)	1:11.72 [5] (0:12.18)	0:59.54 [5] (0:12.85)	0:46.69 [4] (0:12.08)	0:34.61 [4] (0:11.48)	0:23.13 [4] (0:11.33)	0:34.61	-6
4	2 GRINZINGER KNIGHT Marnu Potgieter	8	66.1 Overall	0:11.21 1400m	1:41.84 [4] (0:18.23)	1:23.61 [3] (0:11.21)	1:12.40 [2] (0:12.35)	1:00.05 [2] (0:13.03)	0:47.02 [2] (0:12.06)	0:34.96 [2] (0:11.59)	0:23.37 [2] (0:11.53)	0:34.96	-1
5	5 SKATER Emily Lang	1	63.8 Overall	0:11.46 400m	1:41.86 [5] (0:18.16)	1:23.70 [2] (0:11.62)	1:12.08 [3] (0:12.26)	0:59.82 [3] (0:13.00)	0:46.82 [3] (0:12.04)	0:34.78 [3] (0:11.53)	0:23.25 [3] (0:11.46)	0:34.78	+1
6	6 CONDRIEU Angela Jones	6	63.8 400m	0:11.38 400m	1:42.28 [6] (0:18.91)	1:23.37 [6] (0:11.57)	1:11.80 [7] (0:12.02)	0:59.78 [7] (0:12.89)	0:46.89 [6] (0:12.06)	0:34.83 [6] (0:11.53)	0:23.30 [7] (0:11.38)	0:34.83	-6
7	3 MISHANI SPARTAN Boris Thornton	5	64.2 600m	0:11.33 400m	1:42.34 [7] (0:18.41)	1:23.93 [4] (0:11.57)	1:12.36 [4] (0:12.20)	1:00.16 [4] (0:13.08)	0:47.08 [5] (0:12.13)	0:34.95 [5] (0:11.47)	0:23.48 [6] (0:11.33)	0:34.95	+2

Scratched: Wanda's Outlaw (#7)

[ ] Ranking at each section and finish  
 -:-:- No data available at this section  
 NA No data available

SCN Saddle cloth number  
 DNF Did not finish  
 DNT Did not track



**Ipswich QLD Professional**  
**Race 3: ROSE JENSEN KENT LAWYERS BENCHMARK 68 Handicap**  
 (4YO only QTIS bonuses applicable) - 1666m  
 24 July 2024 - 13:08



Track Rating: Good 4, Weather: Fine, Rail Position: True

Section				200m				Last 600m		
Field Times				0:11.70 (0:11.70)				0:34.70		
Rank	TAB	Horse/Jockey	Barrier	Top Speed [km/h]	Fastest Section	Margin			Distance Travelled [m]	
1	1	<b>MAHAGONI</b>	7	65.5	0:11.24	0:11.41 [4]	1:41.47		0:33.89	
		Cody Collis		400m	600m	(0:11.41)				
2	8	<b>YALLA</b>	4	65.9	0:11.38	0:11.89 [1]	1.12L		0:34.89	-7
		Tahlia Fenlon		Overall	1400m	(0:11.89)				
3	4	<b>RAGING POLE</b>	2	64.0	0:11.33	0:11.80 [2]	1.74L		0:34.61	-6
		Cejay Graham		400m	400m	(0:11.80)				
4	2	<b>GRINZINGER KNIGHT</b>	8	66.1	0:11.21	0:11.84 [3]	2.21L		0:34.96	-1
		Marnu Potgieter		Overall	1400m	(0:11.84)				
5	5	<b>SKATER</b>	1	63.8	0:11.46	0:11.79 [5]	2.3L		0:34.78	+1
		Emily Lang		Overall	400m	(0:11.79)				
6	6	<b>CONDRIEU</b>	6	63.8	0:11.38	0:11.92 [7]	4.79L		0:34.83	-6
		Angela Jones		400m	400m	(0:11.92)				
7	3	<b>MISHANI SPARTAN</b>	5	64.2	0:11.33	0:12.15 [6]	5.12L		0:34.95	+2
		Boris Thornton		600m	400m	(0:12.15)				

Scratched: Wanda's Outlaw (#7)

[ ] Ranking at each section and finish  
 -:-:- No data available at this section  
 NA No data available

SCN Saddle cloth number  
 DNF Did not finish  
 DNT Did not track



Horse/Jockey Name	Mahagoni
Final Rank	1
Fastest Section Time (Section)	0:11.24 (600m)
Top Speed [km/h] (Section)	65.5 (400m)
Race State	Finished



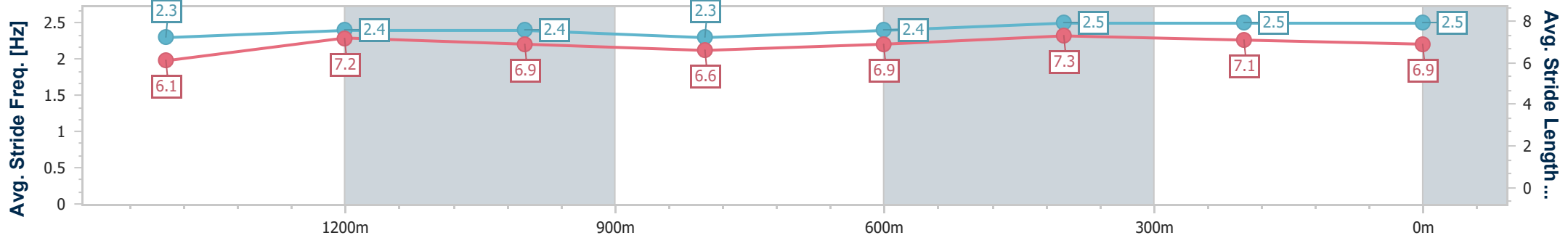
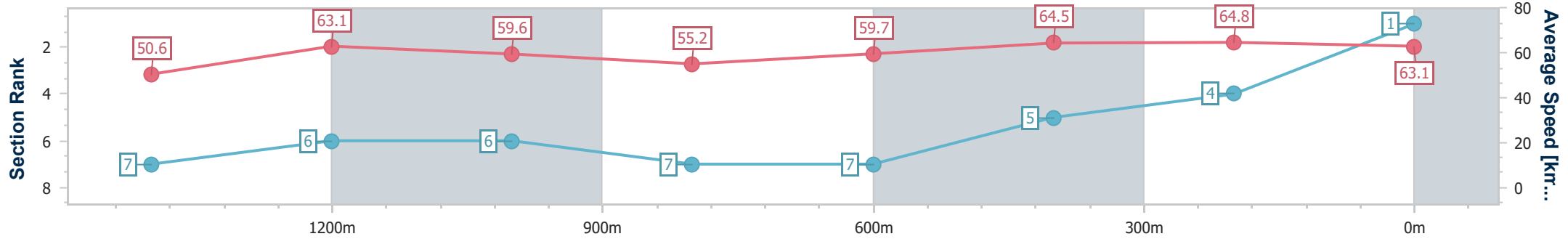
Ipswich QLD Professional  
 Race 3: ROSE JENSEN KENT LAWYERS BENCHMARK 68  
 Handicap (4YO only QTIS bonuses applicable) - 1666m



24 July 2024 - 13:08

Track Rating: Good 4, Weather: Fine, Rail Position: True

Section	Overall	1400m	1200m	1000m	800m	600m	400m	200m
Section Times	1:41.47 [1] (0:18.98)	1:22.49 [7] (0:11.43)	1:11.06 [6] (0:12.08)	0:58.98 [6] (0:13.03)	0:45.95 [7] (0:12.06)	0:33.89 [7] (0:11.24)	0:22.65 [5] (0:11.24)	0:11.41 [4] (0:11.41)
Average Speed [km/h]	50.6	63.1	59.6	55.2	59.7	64.5	64.8	63.1
Top Speed [km/h]	64.7	65.4	61.6	56.3	62.9	65.3	65.5	64.9
Avg. Dist. to Rail [m]	5.2	0.4	0.5	0.2	0.3	1.5	3.5	4.6
Avg. Stride Freq. [Hz]	2.3	2.4	2.4	2.3	2.4	2.5	2.5	2.5
Avg. Stride Length [m]	6.1	7.2	6.9	6.6	6.9	7.3	7.1	6.9



- [ ] Ranking at each section and finish
- .-.- No data available at this section
- NA No data available



Horse/Jockey Name	Yalla
Final Rank	2
Fastest Section Time (Section)	0:11.38 (1400m)
Top Speed [km/h] (Section)	65.9 (Overall)
Race State	Finished



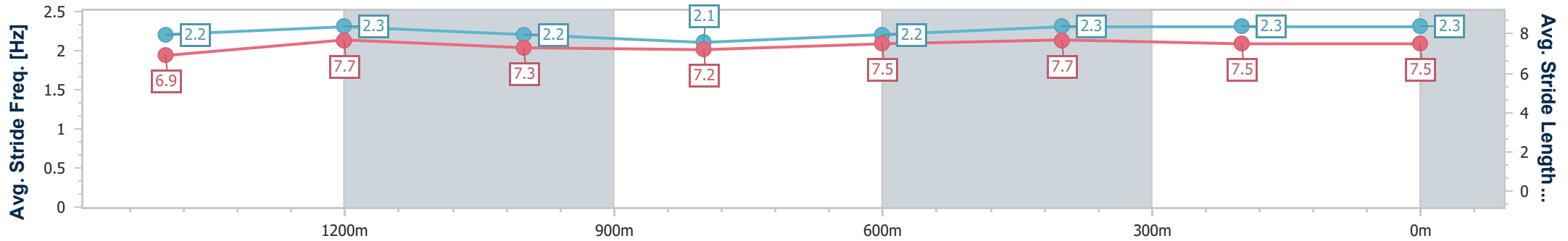
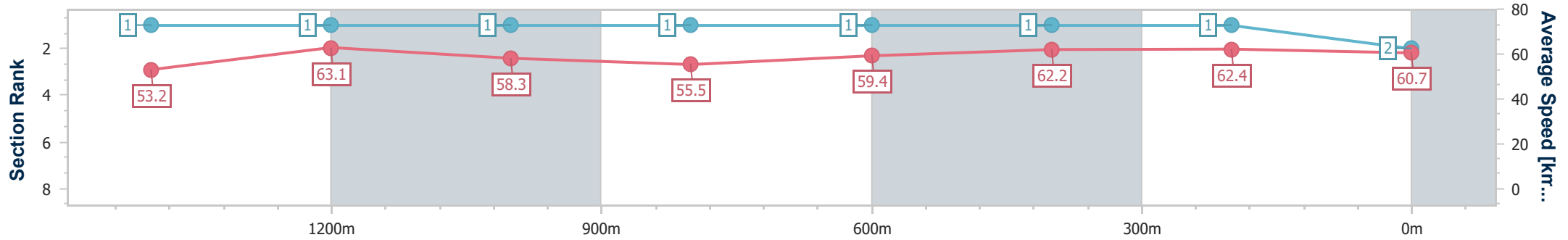
Ipswich QLD Professional  
 Race 3: ROSE JENSEN KENT LAWYERS BENCHMARK 68  
 Handicap (4YO only QTIS bonuses applicable) - 1666m



24 July 2024 - 13:08

Track Rating: Good 4, Weather: Fine, Rail Position: True

Section	Overall	1400m	1200m	1000m	800m	600m	400m	200m
Section Times	1:41.66 [2] (0:18.04)	1:23.62 [1] (0:11.38)	1:12.24 [1] (0:12.30)	0:59.94 [1] (0:12.95)	0:46.99 [1] (0:12.10)	0:34.89 [1] (0:11.56)	0:23.33 [1] (0:11.44)	0:11.89 [1] (0:11.89)
Average Speed [km/h]	53.2	63.1	58.3	55.5	59.4	62.2	62.4	60.7
Top Speed [km/h]	65.9	63.3	62.6	57.2	60.6	63.4	63.5	62.3
Avg. Dist. to Rail [m]	3.3	0.6	0.7	0.4	0.4	0.8	1.3	0.9
Avg. Stride Freq. [Hz]	2.2	2.3	2.2	2.1	2.2	2.3	2.3	2.3
Avg. Stride Length [m]	6.9	7.7	7.3	7.2	7.5	7.7	7.5	7.5



- [ ] Ranking at each section and finish
- .-.- No data available at this section
- NA No data available



Horse/Jockey Name	Raging Pole
Final Rank	3
Fastest Section Time (Section)	0:11.33 (400m)
Top Speed [km/h] (Section)	64.0 (400m)
Race State	Finished



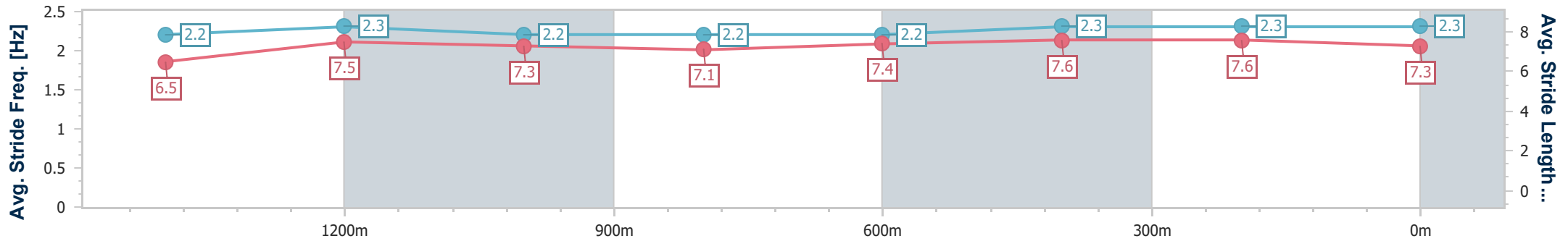
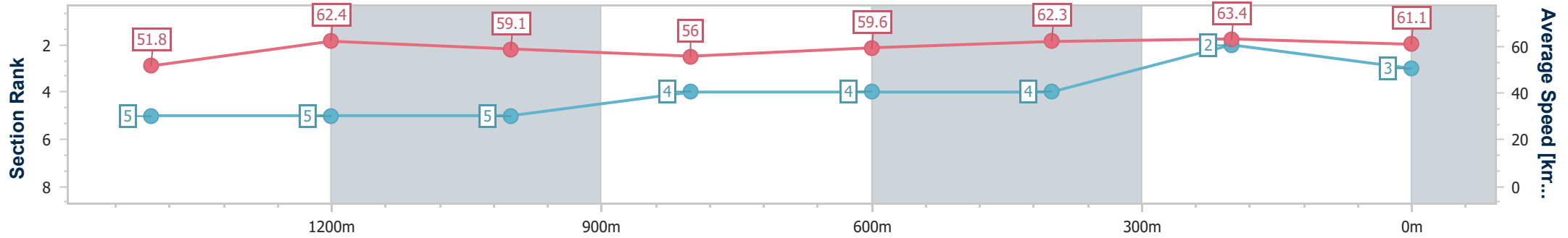
Ipswich QLD Professional  
 Race 3: ROSE JENSEN KENT LAWYERS BENCHMARK 68  
 Handicap (4YO only QTIS bonuses applicable) - 1666m



24 July 2024 - 13:08

Track Rating: Good 4, Weather: Fine, Rail Position: True

Section	Overall	1400m	1200m	1000m	800m	600m	400m	200m
Section Times	1:41.76 [3] (0:18.48)	1:23.28 [5] (0:11.56)	1:11.72 [5] (0:12.18)	0:59.54 [5] (0:12.85)	0:46.69 [4] (0:12.08)	0:34.61 [4] (0:11.48)	0:23.13 [4] (0:11.33)	0:11.80 [2] (0:11.80)
Average Speed [km/h]	51.8	62.4	59.1	56.0	59.6	62.3	63.4	61.1
Top Speed [km/h]	63.7	63.5	62.7	56.7	61.5	63.8	64.0	63.1
Avg. Dist. to Rail [m]	2.7	0.1	0.2	0.3	0.5	0.7	0.6	1.7
Avg. Stride Freq. [Hz]	2.2	2.3	2.2	2.2	2.2	2.3	2.3	2.3
Avg. Stride Length [m]	6.5	7.5	7.3	7.1	7.4	7.6	7.6	7.3



- [ ] Ranking at each section and finish
- .-.- No data available at this section
- NA No data available



Horse/Jockey Name	Grinzing Knight
Final Rank	4
Fastest Section Time (Section)	0:11.21 (1400m)
Top Speed [km/h] (Section)	66.1 (Overall)
Race State	Finished



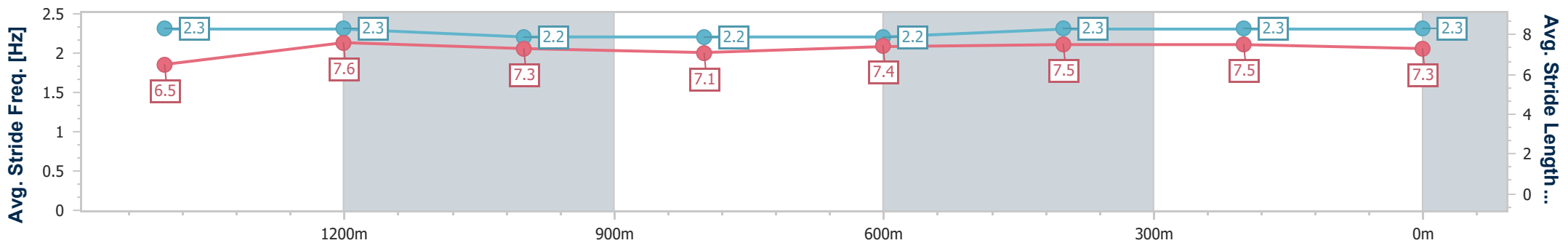
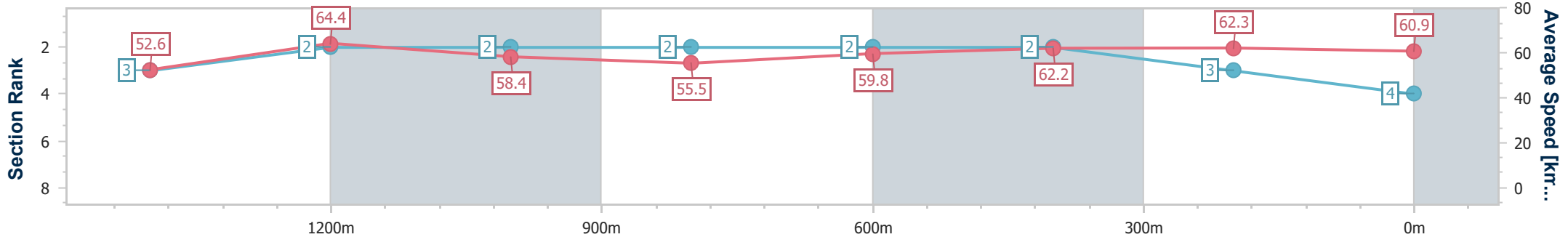
Ipswich QLD Professional  
 Race 3: ROSE JENSEN KENT LAWYERS BENCHMARK 68  
 Handicap (4YO only QTIS bonuses applicable) - 1666m



24 July 2024 - 13:08

Track Rating: Good 4, Weather: Fine, Rail Position: True

Section	Overall	1400m	1200m	1000m	800m	600m	400m	200m
Section Times	1:41.84 [4] (0:18.23)	1:23.61 [3] (0:11.21)	1:12.40 [2] (0:12.35)	1:00.05 [2] (0:13.03)	0:47.02 [2] (0:12.06)	0:34.96 [2] (0:11.59)	0:23.37 [2] (0:11.53)	0:11.84 [3] (0:11.84)
Average Speed [km/h]	52.6	64.4	58.4	55.5	59.8	62.2	62.3	60.9
Top Speed [km/h]	66.1	65.7	63.3	57.1	61.0	62.9	63.9	62.4
Avg. Dist. to Rail [m]	5.9	0.8	0.6	0.6	0.5	0.4	0.7	2.9
Avg. Stride Freq. [Hz]	2.3	2.3	2.2	2.2	2.2	2.3	2.3	2.3
Avg. Stride Length [m]	6.5	7.6	7.3	7.1	7.4	7.5	7.5	7.3



- [ ] Ranking at each section and finish
- .-.- No data available at this section
- NA No data available



Horse/Jockey Name	Skater
Final Rank	5
Fastest Section Time (Section)	0:11.46 (400m)
Top Speed [km/h] (Section)	63.8 (Overall)
Race State	Finished



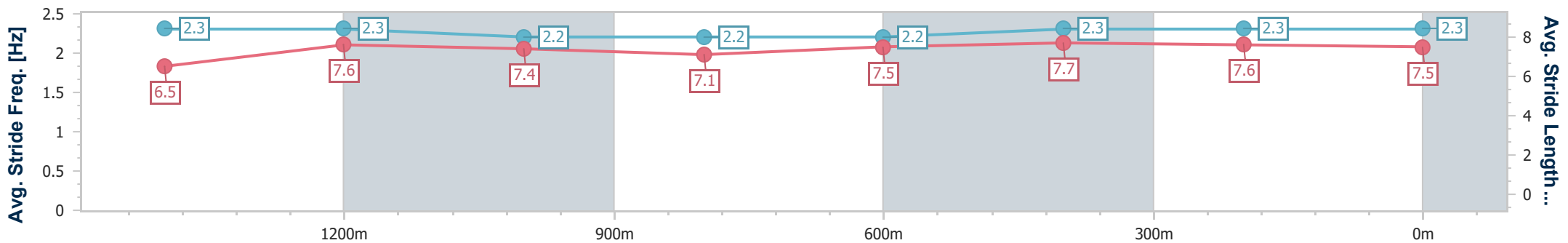
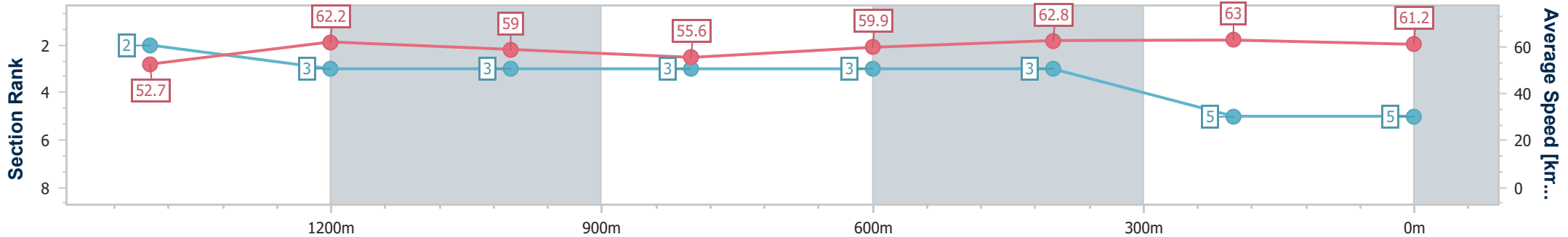
Ipswich QLD Professional  
 Race 3: ROSE JENSEN KENT LAWYERS BENCHMARK 68  
 Handicap (4YO only QTIS bonuses applicable) - 1666m



24 July 2024 - 13:08

Track Rating: Good 4, Weather: Fine, Rail Position: True

Section	Overall	1400m	1200m	1000m	800m	600m	400m	200m
Section Times	1:41.86 [5] (0:18.16)	1:23.70 [2] (0:11.62)	1:12.08 [3] (0:12.26)	0:59.82 [3] (0:13.00)	0:46.82 [3] (0:12.04)	0:34.78 [3] (0:11.53)	0:23.25 [3] (0:11.46)	0:11.79 [5] (0:11.79)
Average Speed [km/h]	52.7	62.2	59.0	55.6	59.9	62.8	63.0	61.2
Top Speed [km/h]	63.8	63.1	62.1	56.5	61.7	63.6	63.6	62.5
Avg. Dist. to Rail [m]	2.2	0.7	1.1	1.5	1.0	0.8	1.9	4.8
Avg. Stride Freq. [Hz]	2.3	2.3	2.2	2.2	2.2	2.3	2.3	2.3
Avg. Stride Length [m]	6.5	7.6	7.4	7.1	7.5	7.7	7.6	7.5



- [ ] Ranking at each section and finish
- .-.- No data available at this section
- NA No data available



Horse/Jockey Name	Condrieu
Final Rank	6
Fastest Section Time (Section)	0:11.38 (400m)
Top Speed [km/h] (Section)	63.8 (400m)
Race State	Finished



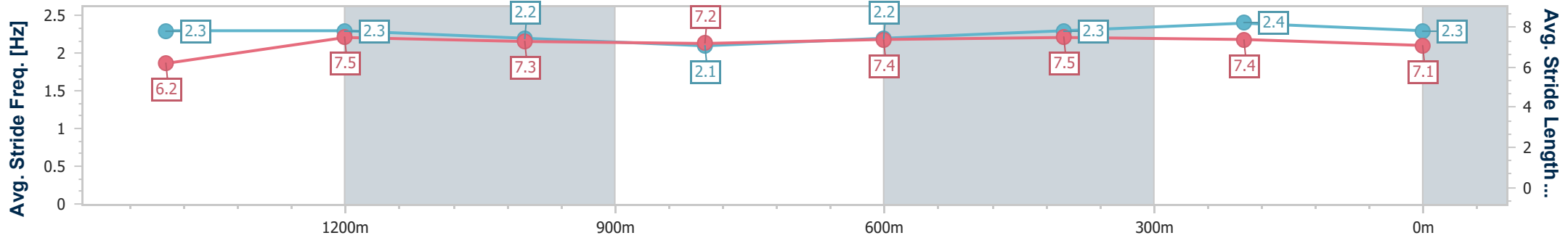
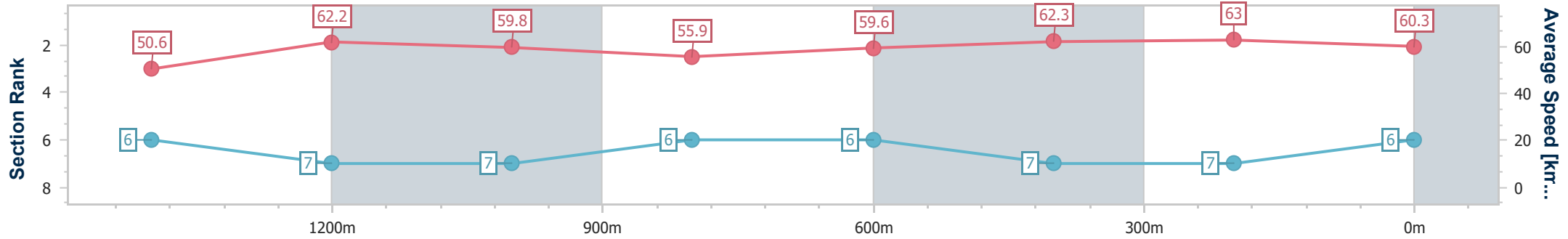
Ipswich QLD Professional  
 Race 3: ROSE JENSEN KENT LAWYERS BENCHMARK 68  
 Handicap (4YO only QTIS bonuses applicable) - 1666m



24 July 2024 - 13:08

Track Rating: Good 4, Weather: Fine, Rail Position: True

Section	Overall	1400m	1200m	1000m	800m	600m	400m	200m
Section Times	1:42.28 [6] (0:18.91)	1:23.37 [6] (0:11.57)	1:11.80 [7] (0:12.02)	0:59.78 [7] (0:12.89)	0:46.89 [6] (0:12.06)	0:34.83 [6] (0:11.53)	0:23.30 [7] (0:11.38)	0:11.92 [7] (0:11.92)
Average Speed [km/h]	50.6	62.2	59.8	55.9	59.6	62.3	63.0	60.3
Top Speed [km/h]	63.6	63.6	63.5	56.9	62.2	62.7	63.8	62.6
Avg. Dist. to Rail [m]	4.0	0.6	0.2	0.2	0.4	0.6	1.4	1.1
Avg. Stride Freq. [Hz]	2.3	2.3	2.2	2.1	2.2	2.3	2.4	2.3
Avg. Stride Length [m]	6.2	7.5	7.3	7.2	7.4	7.5	7.4	7.1



- [ ] Ranking at each section and finish
- .-.- No data available at this section
- NA No data available





Horse/Jockey Name	Mishani Spartan
Final Rank	7
Fastest Section Time (Section)	0:11.33 (400m)
Top Speed [km/h] (Section)	64.2 (600m)
Race State	Finished



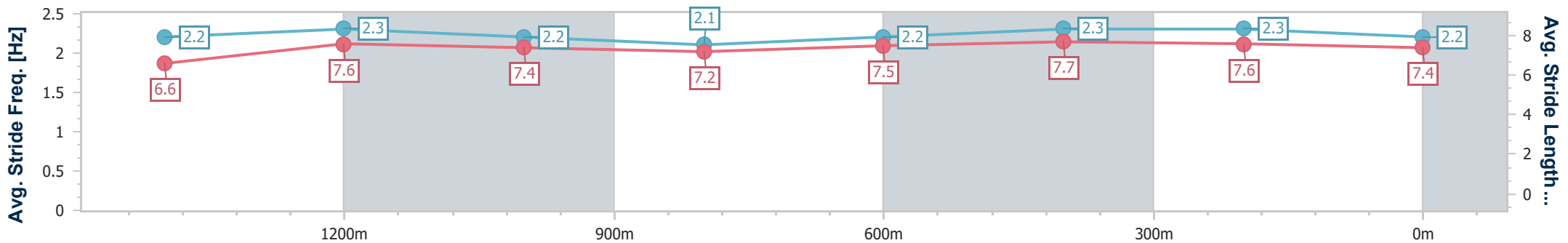
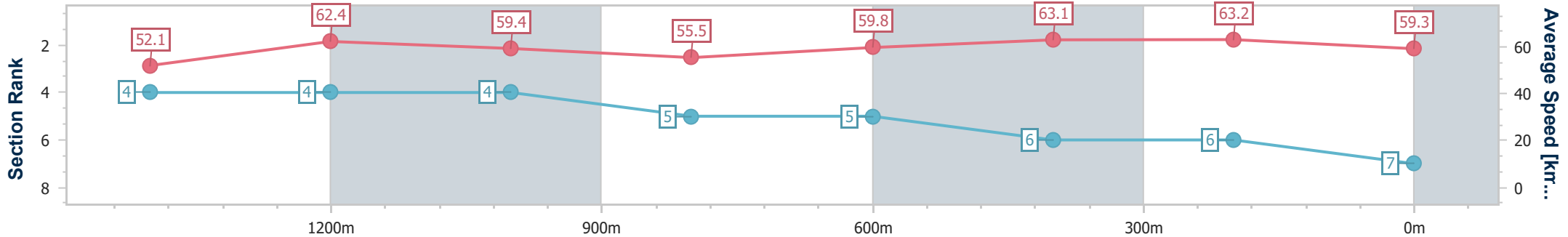
Ipswich QLD Professional  
 Race 3: ROSE JENSEN KENT LAWYERS BENCHMARK 68  
 Handicap (4YO only QTIS bonuses applicable) - 1666m



24 July 2024 - 13:08

Track Rating: Good 4, Weather: Fine, Rail Position: True

Section	Overall	1400m	1200m	1000m	800m	600m	400m	200m
Section Times	1:42.34 [7] (0:18.41)	1:23.93 [4] (0:11.57)	1:12.36 [4] (0:12.20)	1:00.16 [4] (0:13.08)	0:47.08 [5] (0:12.13)	0:34.95 [5] (0:11.47)	0:23.48 [6] (0:11.33)	0:12.15 [6] (0:12.15)
Average Speed [km/h]	52.1	62.4	59.4	55.5	59.8	63.1	63.2	59.3
Top Speed [km/h]	63.9	63.6	62.0	56.1	62.2	64.2	64.0	62.8
Avg. Dist. to Rail [m]	3.5	0.6	1.9	2.9	2.0	1.1	0.5	1.1
Avg. Stride Freq. [Hz]	2.2	2.3	2.2	2.1	2.2	2.3	2.3	2.2
Avg. Stride Length [m]	6.6	7.6	7.4	7.2	7.5	7.7	7.6	7.4



- [ ] Ranking at each section and finish
- .-.- No data available at this section
- NA No data available