

Track Rating: Good 4, Weather: Fine, Rail Position: True

Section												Last 600m	
Field Times		Overall	1200m	1000m	800m	600m	400m						0:34.42
		1:18.86 (0:11.12)	1:07.74 (0:11.03)	0:56.71 (0:11.06)	0:45.65 (0:11.23)	0:34.42 (0:11.32)	0:23.10 (0:11.32)						
Rank	TAB	Horse/Jockey	Barrier	Top Speed [km/h]	Fastest Section								Distance Travelled [m]
1	1	<b>GOLDEN DECADE</b> Cody Collis	16	66.8 1000m	0:11.03 1200m	1:18.86 [1] (0:11.12)	1:07.74 [1] (0:11.03)	0:56.71 [1] (0:11.06)	0:45.65 [1] (0:11.23)	0:34.42 [1] (0:11.32)	0:23.10 [1] (0:11.32)	0:34.42	
2	10	<b>BEEBEE DAZZLER</b> Kenji Yoshida	8	66.9 800m	0:11.14 600m	1:19.04 [2] (0:11.55)	1:07.49 [6] (0:11.28)	0:56.21 [9] (0:11.37)	0:44.84 [9] (0:11.15)	0:33.69 [9] (0:11.14)	0:22.55 [9] (0:11.17)	0:33.69	+3
3	11	<b>CAPE CRUSADER</b> Emily Lang	7	66.7 1200m	0:11.03 1200m	1:19.16 [3] (0:11.58)	1:07.58 [7] (0:11.03)	0:56.55 [6] (0:11.18)	0:45.37 [7] (0:11.32)	0:34.05 [7] (0:11.13)	0:22.92 [6] (0:11.27)	0:34.05	+5
4	13	<b>CASPERNOVA</b> Cejay Graham	2	66.0 1000m	0:11.14 1200m	1:19.41 [4] (0:11.28)	1:08.13 [2] (0:11.14)	0:56.99 [3] (0:11.15)	0:45.84 [4] (0:11.29)	0:34.55 [4] (0:11.22)	0:23.33 [5] (0:11.50)	0:34.55	+1
5	5	<b>JUNGLE LAW</b> Georgina Cartwright	4	67.1 1200m	0:11.04 1200m	1:19.51 [5] (0:11.63)	1:07.88 [8] (0:11.04)	0:56.84 [7] (0:11.10)	0:45.74 [6] (0:11.19)	0:34.55 [5] (0:11.30)	0:23.25 [7] (0:11.38)	0:34.55	+2
6	16	<b>REIGN OF POWER</b> Taylor Marshall	6	68.0 1200m	0:10.86 1200m	1:19.52 [6] (0:11.32)	1:08.20 [3] (0:10.86)	0:57.34 [2] (0:11.11)	0:46.23 [2] (0:11.29)	0:34.94 [2] (0:11.28)	0:23.66 [2] (0:11.52)	0:34.94	-1
7	8	<b>HURRICANE HARLOW</b> Madeleine Wishart	1	65.8 1200m	0:11.09 1200m	1:19.62 [7] (0:11.34)	1:08.28 [4] (0:11.09)	0:57.19 [4] (0:11.09)	0:46.10 [3] (0:11.19)	0:34.91 [3] (0:11.28)	0:23.63 [3] (0:11.51)	0:34.91	-3
8	12	<b>BRIGHT BLONDE</b> Angela Jones	15	66.4 800m	0:11.07 600m	1:19.67 [8] (0:11.63)	1:08.04 [9] (0:11.16)	0:56.88 [8] (0:11.28)	0:45.60 [8] (0:11.15)	0:34.45 [8] (0:11.07)	0:23.38 [8] (0:11.64)	0:34.45	+5
9	9	<b>GALWAY HUSSLER</b> Karl Zechner	3	66.6 600m	0:11.09 600m	1:20.09 [9] (0:11.39)	1:08.70 [5] (0:11.14)	0:57.56 [5] (0:11.16)	0:46.40 [5] (0:11.28)	0:35.12 [6] (0:11.09)	0:24.03 [4] (0:11.53)	0:35.12	+1

Scratched: Bean All Ova (#3), Miss Miriam (#15), Typhoon Tip (#6), King Tarik (#14), Steel King (#17), Pure Paradise (#2), Glass Of Rose (#4), Battlefield (#7)



# Ipswich QLD Professional

## Race 8: IPSWICH PARTY HIRE QTIS Three-Year-Old Handicap - 1350m

24 July 2024 - 16:39



Track Rating: Good 4, Weather: Fine, Rail Position: True

Section				200m				Last 600m		
Field Times				0:11.78 (0:11.78)				0:34.42		
Rank	TAB	Horse/Jockey	Barrier	Top Speed [km/h]	Fastest Section	Margin			Distance Travelled [m]	
1	1	<b>GOLDEN DECADE</b> Cody Collis	16	66.8 1000m	0:11.03 1200m	0:11.78 [1] (0:11.78)	1:18.86		0:34.42	
2	10	<b>BEEBEE DAZZLER</b> Kenji Yoshida	8	66.9 800m	0:11.14 600m	0:11.38 [8] (0:11.38)	1.05L		0:33.69	+3
3	11	<b>CAPE CRUSADER</b> Emily Lang	7	66.7 1200m	0:11.03 1200m	0:11.65 [4] (0:11.65)	1.77L		0:34.05	+5
4	13	<b>CASPERNOVA</b> Cejay Graham	2	66.0 1000m	0:11.14 1200m	0:11.83 [5] (0:11.83)	3.2L		0:34.55	+1
5	5	<b>JUNGLE LAW</b> Georgina Cartwright	4	67.1 1200m	0:11.04 1200m	0:11.87 [7] (0:11.87)	3.78L		0:34.55	+2
6	16	<b>REIGN OF POWER</b> Taylor Marshall	6	68.0 1200m	0:10.86 1200m	0:12.14 [2] (0:12.14)	3.88L		0:34.94	-1
7	8	<b>HURRICANE HARLOW</b> Madeleine Wishart	1	65.8 1200m	0:11.09 1200m	0:12.12 [3] (0:12.12)	4.42L		0:34.91	-3
8	12	<b>BRIGHT BLONDE</b> Angela Jones	15	66.4 800m	0:11.07 600m	0:11.74 [9] (0:11.74)	4.76L		0:34.45	+5
9	9	<b>GALWAY HUSSLER</b> Karl Zechner	3	66.6 600m	0:11.09 600m	0:12.50 [6] (0:12.50)	7.23L		0:35.12	+1

Scratched: Bean All Ova (#3), Miss Miriam (#15), Typhoon Tip (#6), King Tarik (#14), Steel King (#17), Pure Paradise (#2), Glass Of Rose (#4), Battlefield (#7)



Horse/Jockey Name	Golden Decade
Final Rank	1
Fastest Section Time (Section)	0:11.03 (1200m)
Top Speed [km/h] (Section)	66.8 (1000m)
Race State	Finished



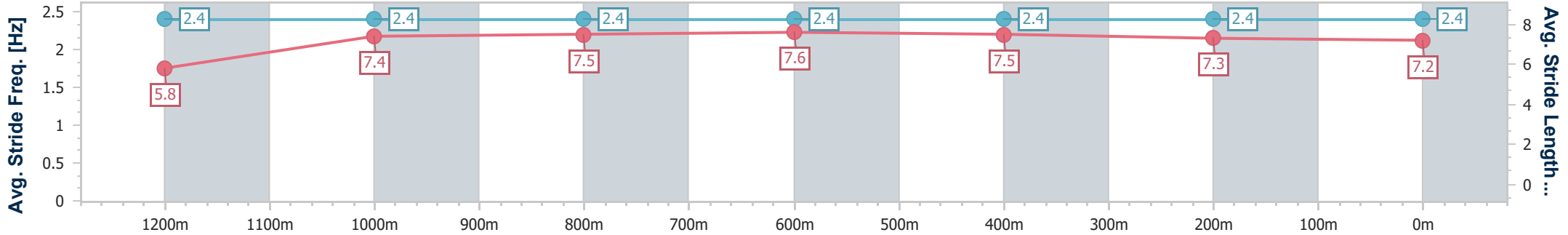
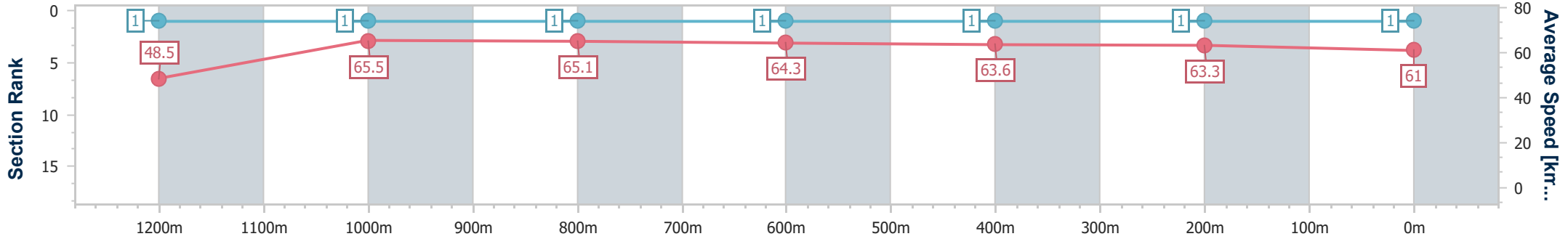
Ipswich QLD Professional  
Race 8: IPSWICH PARTY HIRE QTIS Three-Year-Old Handicap - 1350m



24 July 2024 - 16:39

Track Rating: Good 4, Weather: Fine, Rail Position: True

Section	Overall	1200m	1000m	800m	600m	400m	200m
Section Times	1:18.86 [1] (0:11.12)	1:07.74 [1] (0:11.03)	0:56.71 [1] (0:11.06)	0:45.65 [1] (0:11.23)	0:34.42 [1] (0:11.32)	0:23.10 [1] (0:11.32)	0:11.78 [1] (0:11.78)
Average Speed [km/h]	48.5	65.5	65.1	64.3	63.6	63.3	61.0
Top Speed [km/h]	65.2	66.0	66.8	65.1	65.6	65.7	63.2
Avg. Dist. to Rail [m]	6.7	1.6	0.4	0.3	0.7	0.7	0.9
Avg. Stride Freq. [Hz]	2.4	2.4	2.4	2.4	2.4	2.4	2.4
Avg. Stride Length [m]	5.8	7.4	7.5	7.6	7.5	7.3	7.2



- [ ] Ranking at each section and finish
- .-.- No data available at this section
- NA No data available



Horse/Jockey Name	Beebee Dazzler
Final Rank	2
Fastest Section Time (Section)	0:11.14 (600m)
Top Speed [km/h] (Section)	66.9 (800m)
Race State	Finished



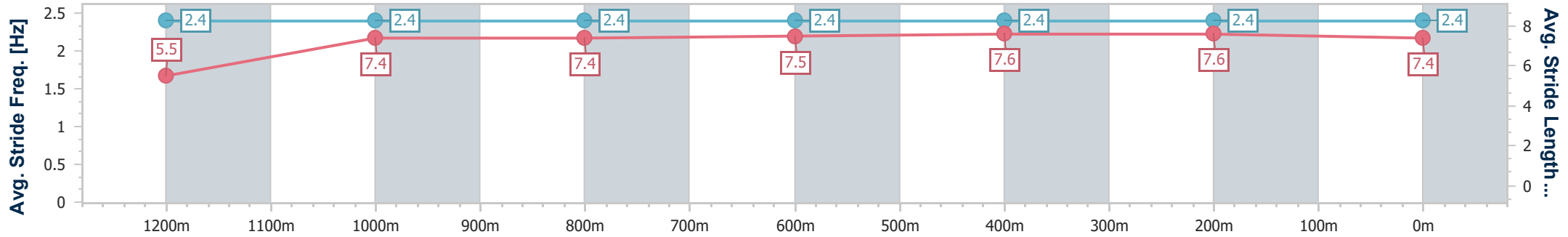
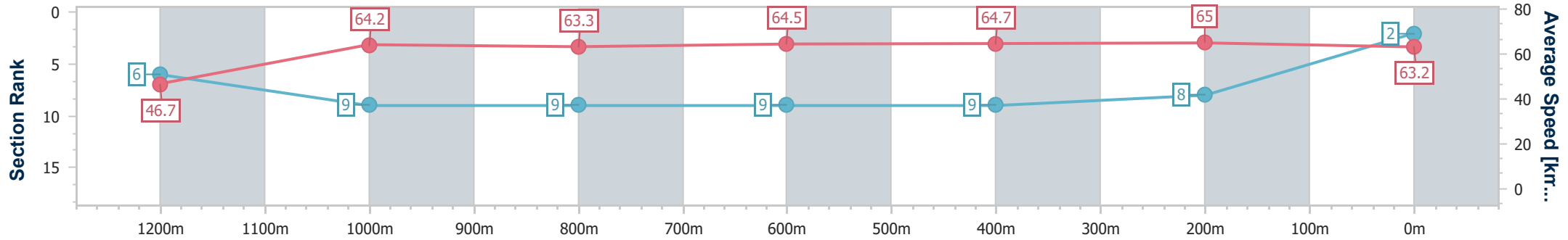
Ipswich QLD Professional  
Race 8: IPSWICH PARTY HIRE QTIS Three-Year-Old Handicap - 1350m



24 July 2024 - 16:39

Track Rating: Good 4, Weather: Fine, Rail Position: True

Section	Overall	1200m	1000m	800m	600m	400m	200m
Section Times	1:19.04 [2] (0:11.55)	1:07.49 [6] (0:11.28)	0:56.21 [9] (0:11.37)	0:44.84 [9] (0:11.15)	0:33.69 [9] (0:11.14)	0:22.55 [9] (0:11.17)	0:11.38 [8] (0:11.38)
Average Speed [km/h]	46.7	64.2	63.3	64.5	64.7	65.0	63.2
Top Speed [km/h]	64.5	65.1	65.2	66.9	65.6	65.6	65.4
Avg. Dist. to Rail [m]	6.2	3.4	1.4	0.2	0.6	3.2	6.3
Avg. Stride Freq. [Hz]	2.4	2.4	2.4	2.4	2.4	2.4	2.4
Avg. Stride Length [m]	5.5	7.4	7.4	7.5	7.6	7.6	7.4



- [ ] Ranking at each section and finish
- .-.- No data available at this section
- NA No data available



Horse/Jockey Name	Cape Crusader
Final Rank	3
Fastest Section Time (Section)	0:11.03 (1200m)
Top Speed [km/h] (Section)	66.7 (1200m)
Race State	Finished



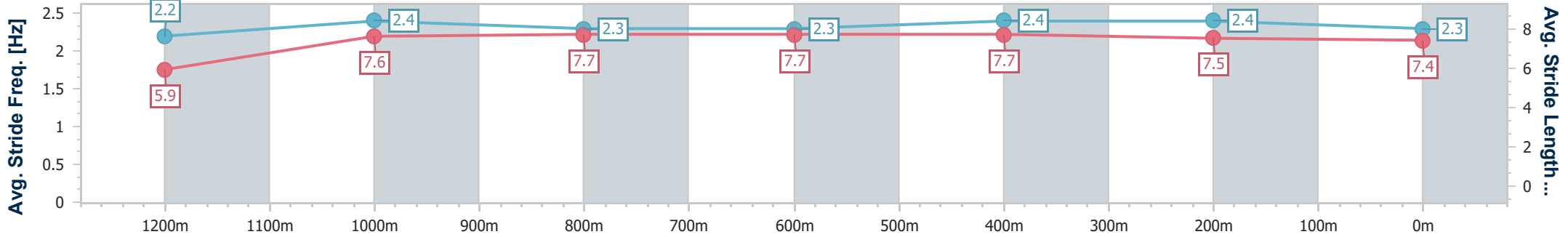
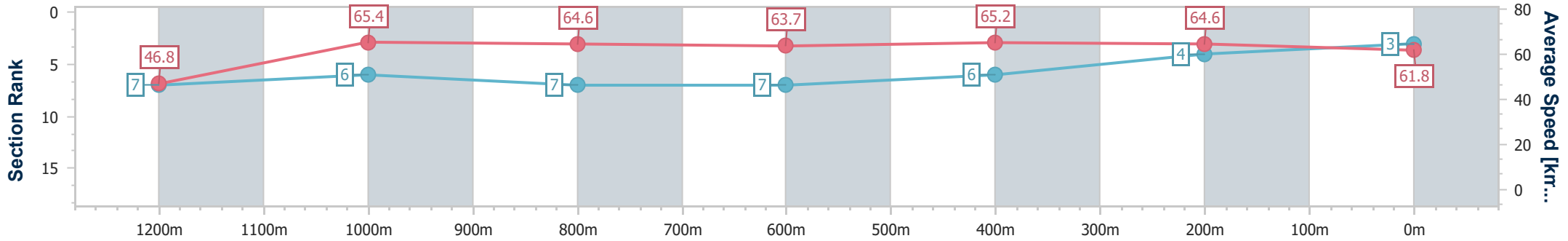
Ipswich QLD Professional  
Race 8: IPSWICH PARTY HIRE QTIS Three-Year-Old Handicap - 1350m



24 July 2024 - 16:39

Track Rating: Good 4, Weather: Fine, Rail Position: True

Section	Overall	1200m	1000m	800m	600m	400m	200m
Section Times	1:19.16 [3] (0:11.58)	1:07.58 [7] (0:11.03)	0:56.55 [6] (0:11.18)	0:45.37 [7] (0:11.32)	0:34.05 [7] (0:11.13)	0:22.92 [6] (0:11.27)	0:11.65 [4] (0:11.65)
Average Speed [km/h]	46.8	65.4	64.6	63.7	65.2	64.6	61.8
Top Speed [km/h]	66.2	66.7	66.5	66.4	66.4	66.5	63.8
Avg. Dist. to Rail [m]	4.7	0.8	0.9	1.4	1.8	3.7	5.9
Avg. Stride Freq. [Hz]	2.2	2.4	2.3	2.3	2.4	2.4	2.3
Avg. Stride Length [m]	5.9	7.6	7.7	7.7	7.7	7.5	7.4



- [ ] Ranking at each section and finish
- .-.- No data available at this section
- NA No data available



Horse/Jockey Name	Caspernova
Final Rank	4
Fastest Section Time (Section)	0:11.14 (1200m)
Top Speed [km/h] (Section)	66.0 (1000m)
Race State	Finished



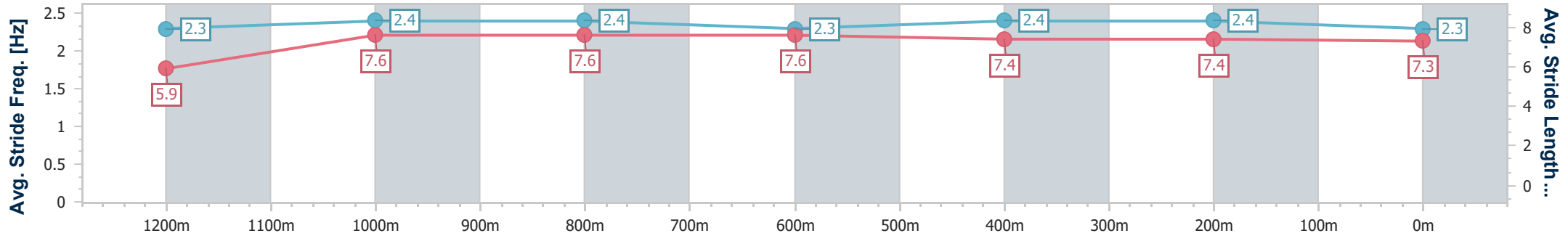
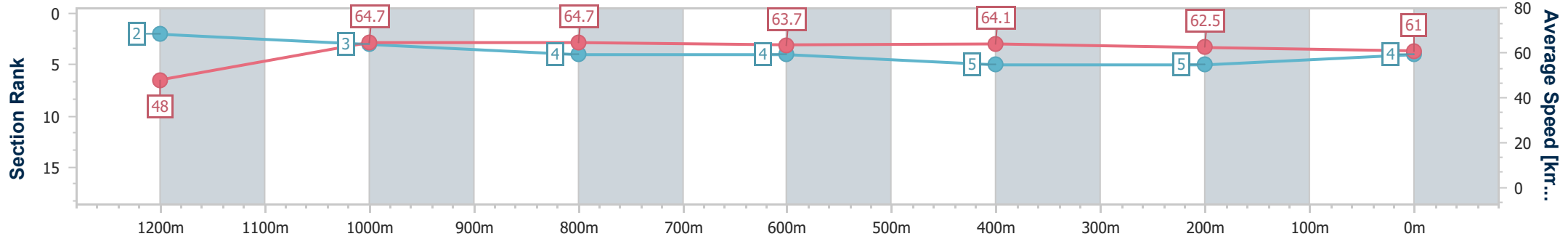
Ipswich QLD Professional  
Race 8: IPSWICH PARTY HIRE QTIS Three-Year-Old Handicap - 1350m



24 July 2024 - 16:39

Track Rating: Good 4, Weather: Fine, Rail Position: True

Section	Overall	1200m	1000m	800m	600m	400m	200m
Section Times	1:19.41 [4] (0:11.28)	1:08.13 [2] (0:11.14)	0:56.99 [3] (0:11.15)	0:45.84 [4] (0:11.29)	0:34.55 [4] (0:11.22)	0:23.33 [5] (0:11.50)	0:11.83 [5] (0:11.83)
Average Speed [km/h]	48.0	64.7	64.7	63.7	64.1	62.5	61.0
Top Speed [km/h]	65.9	65.8	66.0	64.9	65.6	63.5	62.7
Avg. Dist. to Rail [m]	2.5	1.9	0.6	0.2	0.5	0.9	3.0
Avg. Stride Freq. [Hz]	2.3	2.4	2.4	2.3	2.4	2.4	2.3
Avg. Stride Length [m]	5.9	7.6	7.6	7.6	7.4	7.4	7.3



- [ ] Ranking at each section and finish
- .-.- No data available at this section
- NA No data available



Horse/Jockey Name	Jungle Law
Final Rank	5
Fastest Section Time (Section)	0:11.04 (1200m)
Top Speed [km/h] (Section)	67.1 (1200m)
Race State	Finished



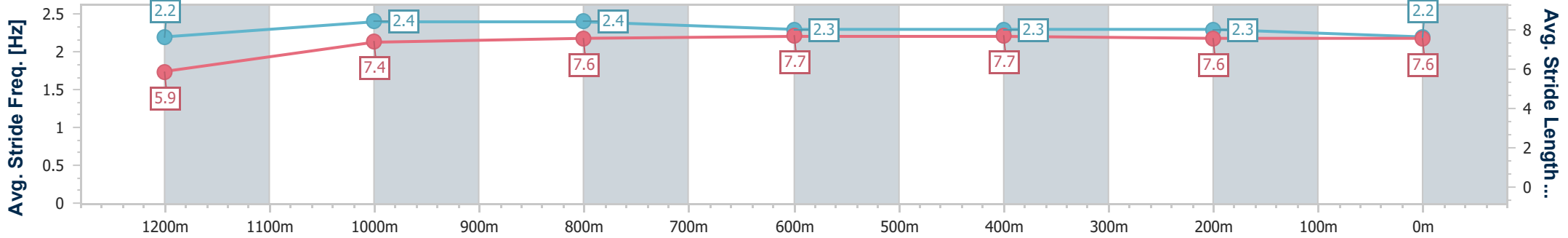
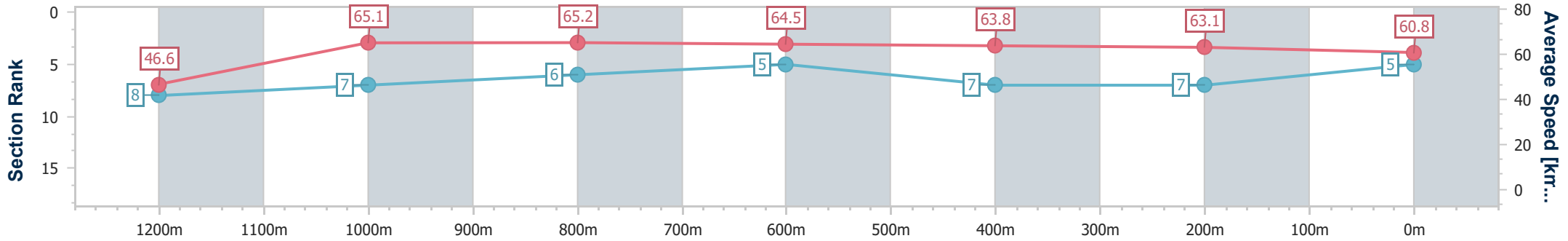
Ipswich QLD Professional  
Race 8: IPSWICH PARTY HIRE QTIS Three-Year-Old Handicap - 1350m



24 July 2024 - 16:39

Track Rating: Good 4, Weather: Fine, Rail Position: True

Section	Overall	1200m	1000m	800m	600m	400m	200m
Section Times	1:19.51 [5] (0:11.63)	1:07.88 [8] (0:11.04)	0:56.84 [7] (0:11.10)	0:45.74 [6] (0:11.19)	0:34.55 [5] (0:11.30)	0:23.25 [7] (0:11.38)	0:11.87 [7] (0:11.87)
Average Speed [km/h]	46.6	65.1	65.2	64.5	63.8	63.1	60.8
Top Speed [km/h]	66.2	67.1	66.0	65.4	65.1	64.5	62.3
Avg. Dist. to Rail [m]	4.3	1.9	0.6	0.7	1.0	0.4	0.4
Avg. Stride Freq. [Hz]	2.2	2.4	2.4	2.3	2.3	2.3	2.2
Avg. Stride Length [m]	5.9	7.4	7.6	7.7	7.7	7.6	7.6



- [ ] Ranking at each section and finish
- .-.- No data available at this section
- NA No data available



Horse/Jockey Name	Reign Of Power
Final Rank	6
Fastest Section Time (Section)	0:10.86 (1200m)
Top Speed [km/h] (Section)	68.0 (1200m)
Race State	Finished



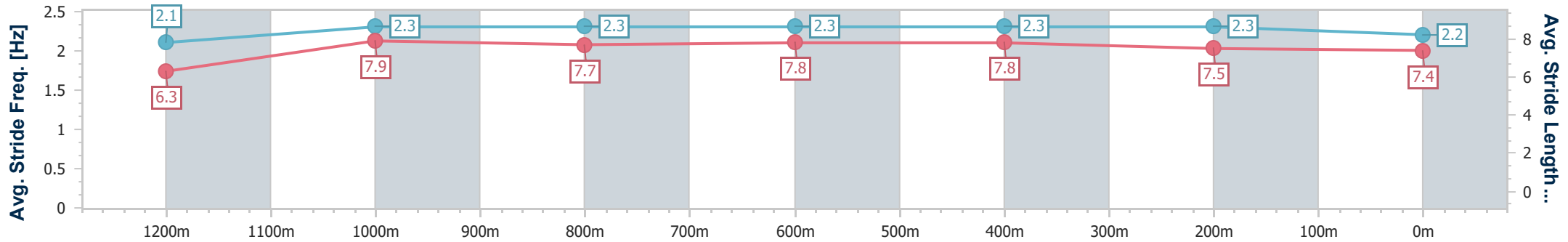
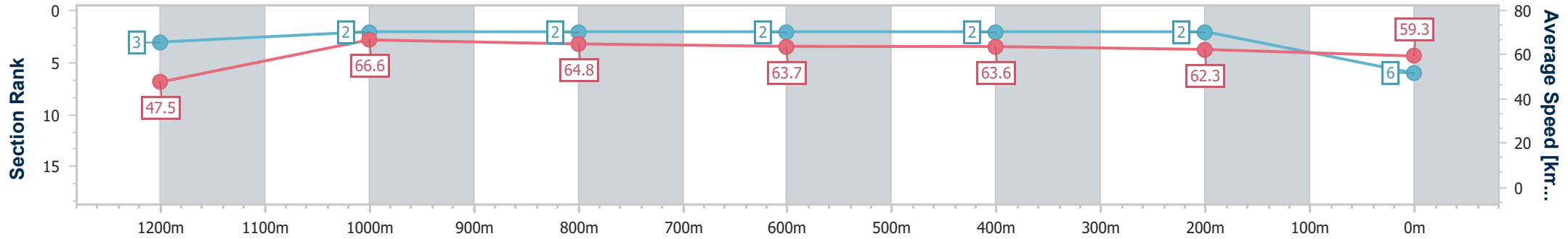
Ipswich QLD Professional  
Race 8: IPSWICH PARTY HIRE QTIS Three-Year-Old Handicap - 1350m



24 July 2024 - 16:39

Track Rating: Good 4, Weather: Fine, Rail Position: True

Section	Overall	1200m	1000m	800m	600m	400m	200m
Section Times	1:19.52 [6] (0:11.32)	1:08.20 [3] (0:10.86)	0:57.34 [2] (0:11.11)	0:46.23 [2] (0:11.29)	0:34.94 [2] (0:11.28)	0:23.66 [2] (0:11.52)	0:12.14 [2] (0:12.14)
Average Speed [km/h]	47.5	66.6	64.8	63.7	63.6	62.3	59.3
Top Speed [km/h]	67.7	68.0	65.8	64.5	64.4	63.9	60.9
Avg. Dist. to Rail [m]	3.6	1.9	0.4	0.5	0.7	0.8	2.0
Avg. Stride Freq. [Hz]	2.1	2.3	2.3	2.3	2.3	2.3	2.2
Avg. Stride Length [m]	6.3	7.9	7.7	7.8	7.8	7.5	7.4



- [ ] Ranking at each section and finish
- .-.- No data available at this section
- NA No data available





Horse/Jockey Name	Hurricane Harlow
Final Rank	7
Fastest Section Time (Section)	0:11.09 (1200m)
Top Speed [km/h] (Section)	65.8 (1200m)
Race State	Finished



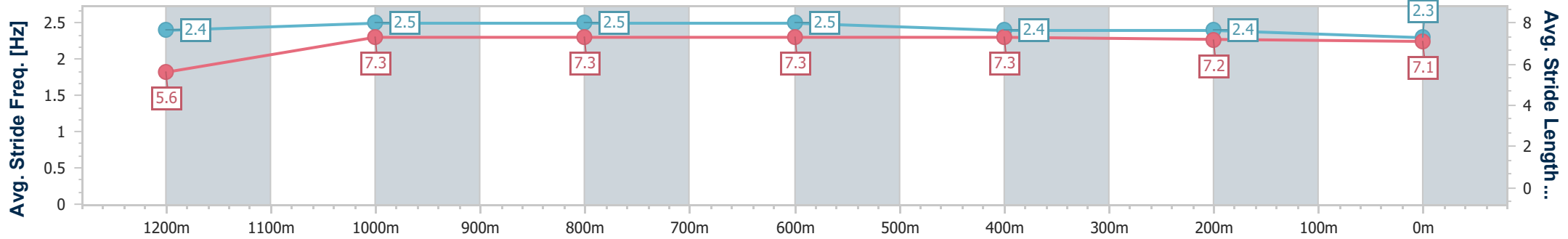
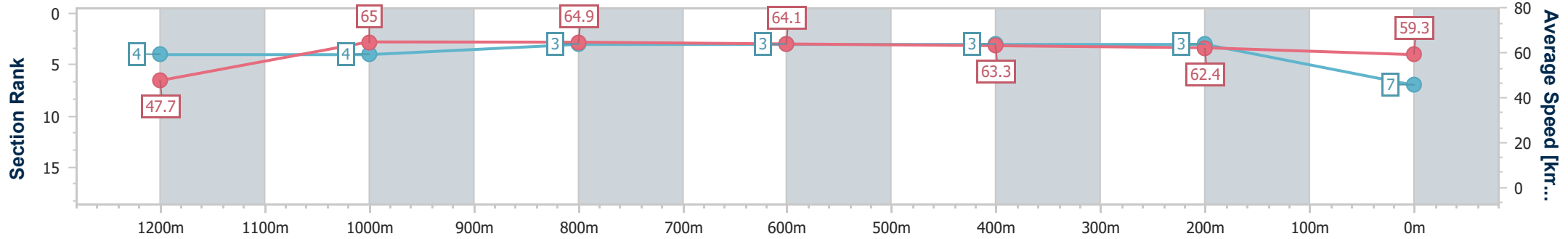
Ipswich QLD Professional  
Race 8: IPSWICH PARTY HIRE QTIS Three-Year-Old Handicap - 1350m



24 July 2024 - 16:39

Track Rating: Good 4, Weather: Fine, Rail Position: True

Section	Overall	1200m	1000m	800m	600m	400m	200m
Section Times	1:19.62 [7] (0:11.34)	1:08.28 [4] (0:11.09)	0:57.19 [4] (0:11.09)	0:46.10 [3] (0:11.19)	0:34.91 [3] (0:11.28)	0:23.63 [3] (0:11.51)	0:12.12 [3] (0:12.12)
Average Speed [km/h]	47.7	65.0	64.9	64.1	63.3	62.4	59.3
Top Speed [km/h]	65.0	65.8	65.6	64.4	64.2	63.7	60.9
Avg. Dist. to Rail [m]	1.5	0.9	0.3	0.7	1.1	1.2	0.3
Avg. Stride Freq. [Hz]	2.4	2.5	2.5	2.5	2.4	2.4	2.3
Avg. Stride Length [m]	5.6	7.3	7.3	7.3	7.3	7.2	7.1



- [ ] Ranking at each section and finish
- .-.- No data available at this section
- NA No data available



Horse/Jockey Name	Bright Blonde
Final Rank	8
Fastest Section Time (Section)	0:11.07 (600m)
Top Speed [km/h] (Section)	66.4 (800m)
Race State	Finished



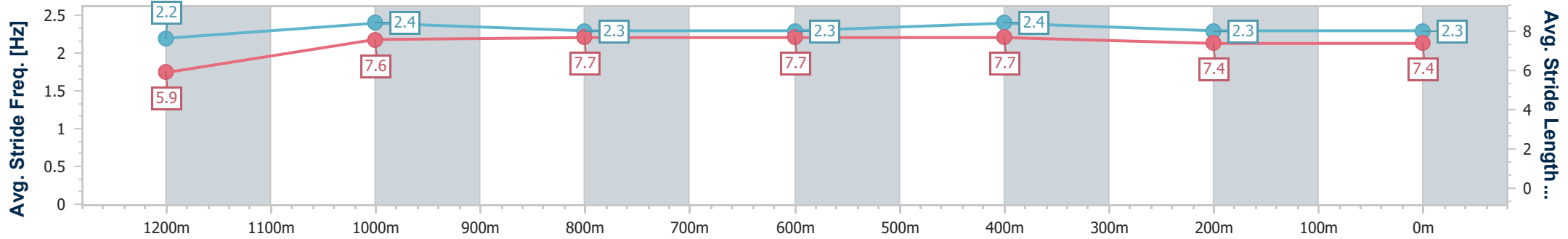
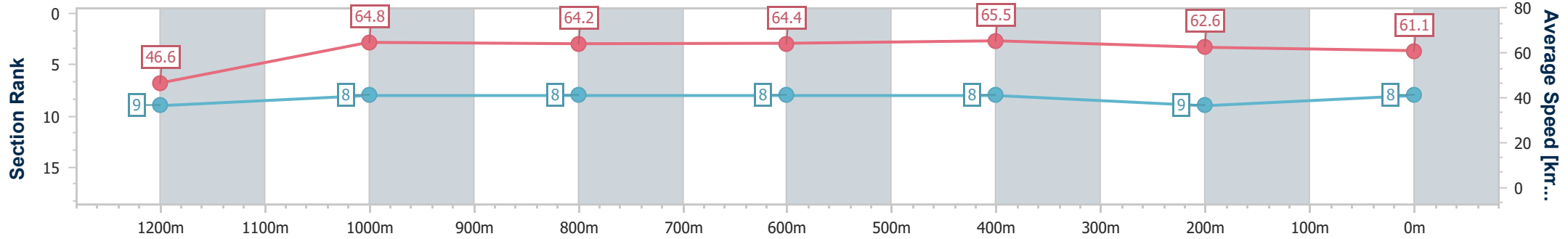
Ipswich QLD Professional  
Race 8: IPSWICH PARTY HIRE QTIS Three-Year-Old Handicap - 1350m



24 July 2024 - 16:39

Track Rating: Good 4, Weather: Fine, Rail Position: True

Section	Overall	1200m	1000m	800m	600m	400m	200m
Section Times	1:19.67 [8] (0:11.63)	1:08.04 [9] (0:11.16)	0:56.88 [8] (0:11.28)	0:45.60 [8] (0:11.15)	0:34.45 [8] (0:11.07)	0:23.38 [8] (0:11.64)	0:11.74 [9] (0:11.74)
Average Speed [km/h]	46.6	64.8	64.2	64.4	65.5	62.6	61.1
Top Speed [km/h]	65.2	65.7	66.0	66.4	66.0	64.3	62.0
Avg. Dist. to Rail [m]	7.1	4.1	2.0	0.5	1.4	3.8	5.9
Avg. Stride Freq. [Hz]	2.2	2.4	2.3	2.3	2.4	2.3	2.3
Avg. Stride Length [m]	5.9	7.6	7.7	7.7	7.7	7.4	7.4



- [ ] Ranking at each section and finish
- .-.- No data available at this section
- NA No data available



Horse/Jockey Name	Galway Hussler
Final Rank	9
Fastest Section Time (Section)	0:11.09 (600m)
Top Speed [km/h] (Section)	66.6 (600m)
Race State	Finished



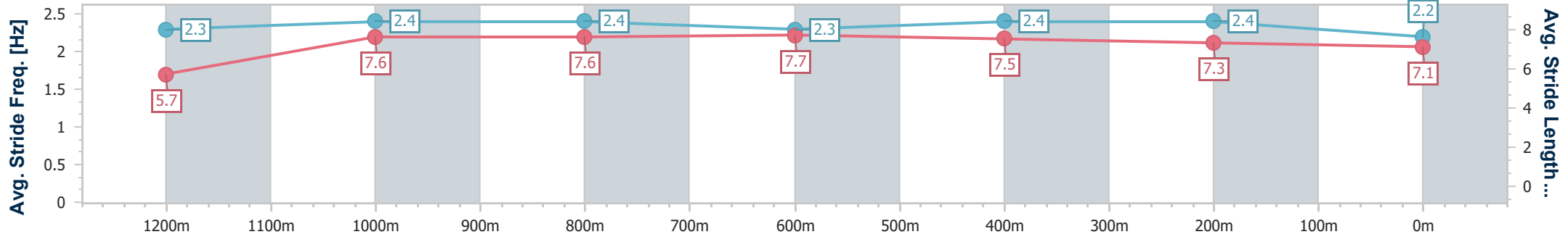
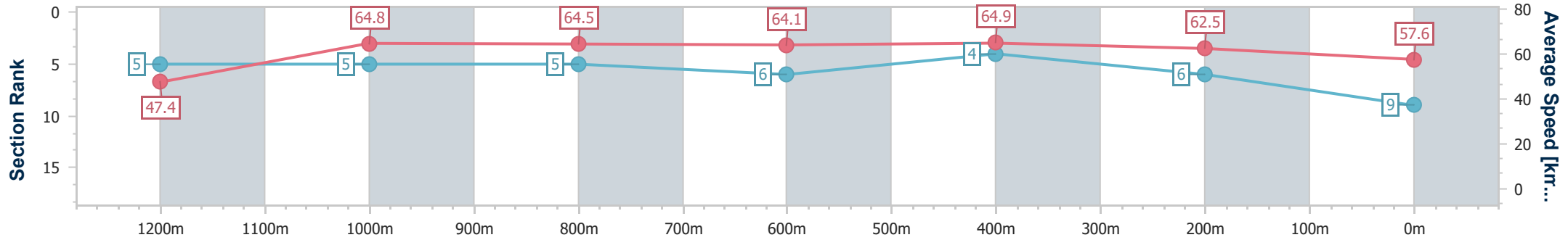
Ipswich QLD Professional  
Race 8: IPSWICH PARTY HIRE QTIS Three-Year-Old Handicap - 1350m



24 July 2024 - 16:39

Track Rating: Good 4, Weather: Fine, Rail Position: True

Section	Overall	1200m	1000m	800m	600m	400m	200m
Section Times	1:20.09 [9] (0:11.39)	1:08.70 [5] (0:11.14)	0:57.56 [5] (0:11.16)	0:46.40 [5] (0:11.28)	0:35.12 [6] (0:11.09)	0:24.03 [4] (0:11.53)	0:12.50 [6] (0:12.50)
Average Speed [km/h]	47.4	64.8	64.5	64.1	64.9	62.5	57.6
Top Speed [km/h]	64.3	66.1	65.9	65.5	66.6	64.8	59.9
Avg. Dist. to Rail [m]	3.5	2.3	1.3	0.4	0.3	0.9	4.0
Avg. Stride Freq. [Hz]	2.3	2.4	2.4	2.3	2.4	2.4	2.2
Avg. Stride Length [m]	5.7	7.6	7.6	7.7	7.5	7.3	7.1



- [ ] Ranking at each section and finish
- .-.- No data available at this section
- NA No data available