



Doomben QLD Professional

Race 2: THE GIBSON Class 3 Plate - 1615m

27 July 2024 - 12:38



BRISBANE
RACING CLUB

Track Rating: Good 4, Weather: Fine, Rail Position: +2.5m Entire

Section		Overall	1400m	1200m	1000m	800m	600m	400m	Last 600m				
Field Times		1:37.69 (0:15.06)	1:22.63 (0:11.53)	1:11.10 (0:11.90)	0:59.20 (0:12.61)	0:46.59 (0:12.39)	0:34.20 (0:11.68)	0:22.52 (0:11.20)	0:34.20				
Rank	TAB Horse/Jockey	Barrier	Top Speed [km/h]	Fastest Section									Distance Travelled [m]
1	8 MADAME ODETTE James Orman	9	68.5 400m	0:10.79 400m	1:37.69 [1] (0:15.63)	1:22.06 [9] (0:11.90)	1:10.16 [8] (0:11.89)	0:58.27 [7] (0:12.47)	0:45.80 [7] (0:12.31)	0:33.49 [8] (0:11.41)	0:22.08 [6] (0:10.79)	0:33.49	
2	4 CUNNAMULLA FELLA Michael Rodd	4	66.7 400m	0:11.03 400m	1:37.80 [2] (0:15.06)	1:22.74 [1] (0:12.00)	1:10.74 [3] (0:12.02)	0:58.72 [4] (0:12.50)	0:46.22 [5] (0:12.28)	0:33.94 [4] (0:11.48)	0:22.46 [3] (0:11.03)	0:33.94	+1
3	6 HECTOR DE MARIS Cejay Graham	10	65.2 Overall	0:11.25 400m	1:38.09 [3] (0:15.19)	1:22.90 [3] (0:11.40)	1:11.50 [1] (0:11.90)	0:59.60 [1] (0:12.61)	0:46.99 [1] (0:12.39)	0:34.60 [1] (0:11.68)	0:22.92 [1] (0:11.25)	0:34.60	-1
4	9 MORE TROUBLE Angela Jones	3	66.0 400m	0:11.09 400m	1:38.11 [4] (0:15.07)	1:23.04 [2] (0:11.77)	1:11.27 [2] (0:11.88)	0:59.39 [2] (0:12.52)	0:46.87 [2] (0:12.37)	0:34.50 [2] (0:11.67)	0:22.83 [2] (0:11.09)	0:34.50	-2
5	11 NOTACLUEHOWORWHO Nikita Beriman	11	66.1 400m	0:11.05 400m	1:38.23 [5] (0:15.85)	1:22.38 [11] (0:11.88)	1:10.50 [9] (0:11.90)	0:58.60 [9] (0:12.33)	0:46.27 [10] (0:12.23)	0:34.04 [7] (0:11.43)	0:22.61 [7] (0:11.05)	0:34.04	-7
6	7 CHEVRON Taylor Marshall	2	67.0 400m	0:11.05 400m	1:38.24 [6] (0:15.20)	1:23.04 [4] (0:11.98)	1:11.06 [5] (0:12.00)	0:59.06 [5] (0:12.51)	0:46.55 [6] (0:12.32)	0:34.23 [6] (0:11.55)	0:22.68 [5] (0:11.05)	0:34.23	+3
7	5 HAROLD THE GREAT Ryan Maloney	6	65.0 400m	0:11.36 400m	1:38.79 [7] (0:15.51)	1:23.28 [6] (0:11.94)	1:11.34 [6] (0:11.83)	0:59.51 [6] (0:12.28)	0:47.23 [4] (0:12.35)	0:34.88 [5] (0:11.71)	0:23.17 [8] (0:11.36)	0:34.88	+9
8	3 REDENTE CHOICE Jake Bayliss	8	65.6 400m	0:11.08 400m	1:38.83 [8] (0:15.75)	1:23.08 [10] (0:12.00)	1:11.08 [10] (0:12.04)	0:59.04 [11] (0:12.38)	0:46.66 [11] (0:12.34)	0:34.32 [11] (0:11.47)	0:22.85 [11] (0:11.08)	0:34.32	+1
9	1 MOUNT ZION Rikki Jamieson	1	64.1 400m	0:11.40 400m	1:38.92 [9] (0:15.24)	1:23.68 [5] (0:11.83)	1:11.85 [4] (0:11.90)	0:59.95 [3] (0:12.45)	0:47.50 [3] (0:12.34)	0:35.16 [3] (0:11.66)	0:23.50 [4] (0:11.40)	0:35.16	-3
10	2 NEVER GIVE UP Karl Zechner	5	64.9 400m	0:11.42 600m	1:39.88 [10] (0:15.53)	1:24.35 [7] (0:11.96)	1:12.39 [7] (0:11.99)	1:00.40 [8] (0:12.46)	0:47.94 [9] (0:12.39)	0:35.55 [10] (0:11.42)	0:24.13 [9] (0:11.43)	0:35.55	+1



Doomben QLD Professional
Race 2: THE GIBSON Class 3 Plate - 1615m
 27 July 2024 - 12:38



Track Rating: Good 4, Weather: Fine, Rail Position: +2.5m Entire

Section		Overall	1400m	1200m	1000m	800m	600m	400m	Last 600m
Field Times		1:37.69 (0:15.06)	1:22.63 (0:11.53)	1:11.10 (0:11.90)	0:59.20 (0:12.61)	0:46.59 (0:12.39)	0:34.20 (0:11.68)	0:22.52 (0:11.20)	0:34.20

Rank	TAB	Horse/Jockey	Barrier	Top Speed [km/h]	Fastest Section								Distance Travelled [m]	
11	10	I AM CONVINCING	7	63.9	0:11.48	1:40.13 [11]	1:24.57 [8]	1:12.32 [11]	1:00.46 [10]	0:48.20 [8]	0:35.85 [9]	0:24.20 [10]	0:35.85	+8
		Ron Stewart		400m	400m	(0:15.56)	(0:12.25)	(0:11.86)	(0:12.26)	(0:12.35)	(0:11.65)	(0:11.48)		

[] Ranking at each section and finish
 -:-:- No data available at this section
 NA No data available

SCN Saddle cloth number
 DNF Did not finish
 DNT Did not track



Doomben QLD Professional
Race 2: THE GIBSON Class 3 Plate - 1615m
 27 July 2024 - 12:38



Track Rating: Good 4, Weather: Fine, Rail Position: +2.5m Entire

Section							200m			Last 600m
Field Times							0:11.32			0:34.20
Rank	TAB	Horse/Jockey	Barrier	Top Speed [km/h]	Fastest Section	Margin			Distance Travelled [m]	
1	8	MADAME ODETTE James Orman	9	68.5 400m	0:10.79 400m	0:11.29 [3] (0:11.29)	1:37.69		0:33.49	
2	4	CUNNAMULLA FELLA Michael Rodd	4	66.7 400m	0:11.03 400m	0:11.43 [1] (0:11.43)	0.66L		0:33.94 +1	
3	6	HECTOR DE MARIS Cejay Graham	10	65.2 Overall	0:11.25 400m	0:11.67 [4] (0:11.67)	2.38L		0:34.60 -1	
4	9	MORE TROUBLE Angela Jones	3	66.0 400m	0:11.09 400m	0:11.74 [1] (0:11.74)	2.45L		0:34.50 -2	
5	11	NOTACLUEHOWORWHO Nikita Beriman	11	66.1 400m	0:11.05 400m	0:11.56 [6] (0:11.56)	3.19L		0:34.04 -7	
6	7	CHEVRON Taylor Marshall	2	67.0 400m	0:11.05 400m	0:11.63 [5] (0:11.63)	3.23L		0:34.23 +3	
7	5	HAROLD THE GREAT Ryan Maloney	6	65.0 400m	0:11.36 400m	0:11.81 [8] (0:11.81)	6.48L		0:34.88 +9	
8	3	REDENTE CHOICE Jake Bayliss	8	65.6 400m	0:11.08 400m	0:11.77 [9] (0:11.77)	6.71L		0:34.32 +1	
9	1	MOUNT ZION Rikki Jamieson	1	64.1 400m	0:11.40 400m	0:12.10 [7] (0:12.10)	7.21L		0:35.16 -3	
10	2	NEVER GIVE UP Karl Zechner	5	64.9 400m	0:11.42 600m	0:12.70 [10] (0:12.70)	12.87L		0:35.55 +1	



Doomben QLD Professional
Race 2: THE GIBSON Class 3 Plate - 1615m
27 July 2024 - 12:38



Track Rating: Good 4, Weather: Fine, Rail Position: +2.5m Entire

Section				200m				Last 600m	
Field Times				0:11.32 (0:11.32)				0:34.20	
Rank	TAB Horse/Jockey	Barrier	Top Speed [km/h]	Fastest Section	Margin				Distance Travelled [m]
11	10 I AM CONVINCING	7	63.9	0:11.48	0:12.72 [11]	14.33L		0:35.85	+8
	Ron Stewart		400m	400m	(0:12.72)				



Horse/Jockey Name	Madame Odette
Final Rank	1
Fastest Section Time (Section)	0:10.79 (400m)
Top Speed [km/h] (Section)	68.5 (400m)
Race State	Finished



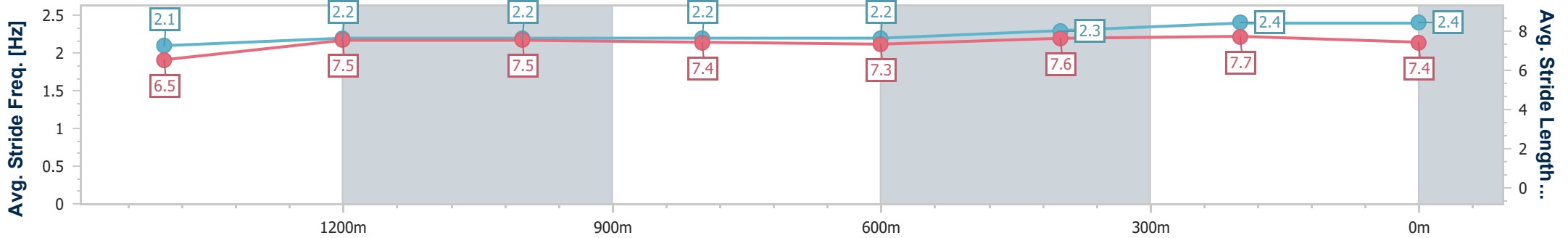
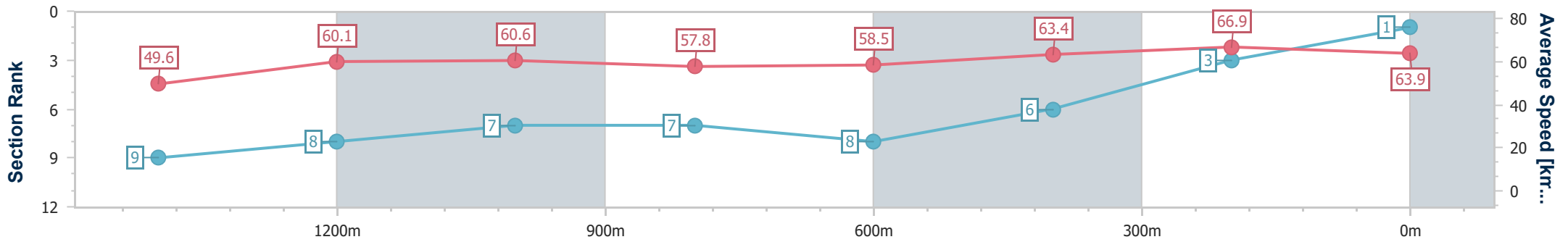
Doomben QLD Professional
Race 2: THE GIBSON Class 3 Plate - 1615m



27 July 2024 - 12:38
Track Rating: Good 4, Weather: Fine, Rail Position: +2.5m Entire

BRISBANE RACING CLUB

Section	Overall	1400m	1200m	1000m	800m	600m	400m	200m
Section Times	1:37.69 [1] (0:15.63)	1:22.06 [9] (0:11.90)	1:10.16 [8] (0:11.89)	0:58.27 [7] (0:12.47)	0:45.80 [7] (0:12.31)	0:33.49 [8] (0:11.41)	0:22.08 [6] (0:10.79)	0:11.29 [3] (0:11.29)
Average Speed [km/h]	49.6	60.1	60.6	57.8	58.5	63.4	66.9	63.9
Top Speed [km/h]	64.6	63.2	61.3	59.9	60.7	66.5	68.5	68.2
Avg. Dist. to Rail [m]	4.4	1.0	0.5	0.9	0.4	0.7	2.9	6.3
Avg. Stride Freq. [Hz]	2.1	2.2	2.2	2.2	2.2	2.3	2.4	2.4
Avg. Stride Length [m]	6.5	7.5	7.5	7.4	7.3	7.6	7.7	7.4



- [] Ranking at each section and finish
- .-.- No data available at this section
- NA No data available



Horse/Jockey Name	Cunnamulla Fella
Final Rank	2
Fastest Section Time (Section)	0:11.03 (400m)
Top Speed [km/h] (Section)	66.7 (400m)
Race State	Finished



Doomben QLD Professional
Race 2: THE GIBSON Class 3 Plate - 1615m

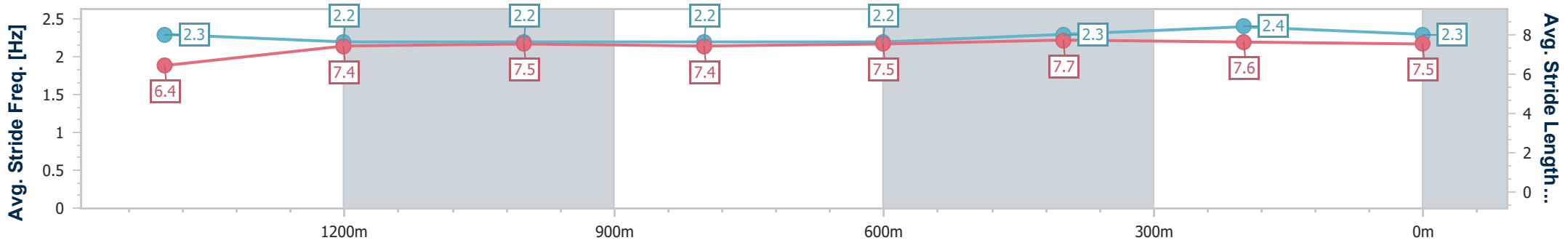
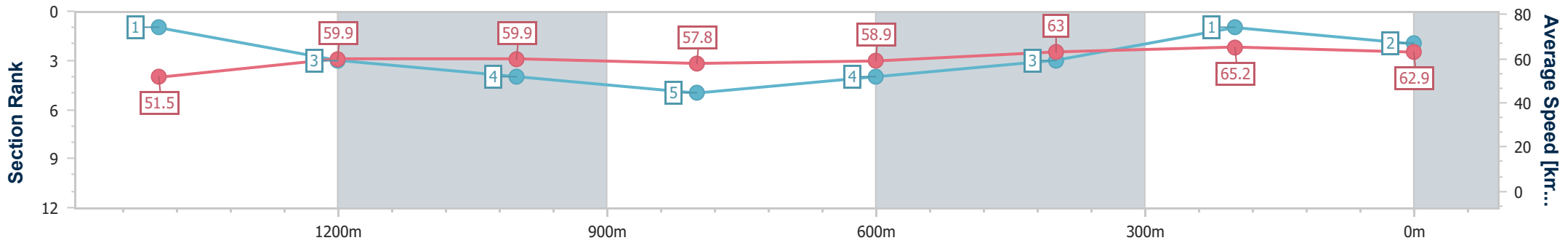


27 July 2024 - 12:38

Track Rating: Good 4, Weather: Fine, Rail Position: +2.5m Entire

BRISBANE RACING CLUB

Section	Overall	1400m	1200m	1000m	800m	600m	400m	200m
Section Times	1:37.80 [2] (0:15.06)	1:22.74 [1] (0:12.00)	1:10.74 [3] (0:12.02)	0:58.72 [4] (0:12.50)	0:46.22 [5] (0:12.28)	0:33.94 [4] (0:11.48)	0:22.46 [3] (0:11.03)	0:11.43 [1] (0:11.43)
Average Speed [km/h]	51.5	59.9	59.9	57.8	58.9	63.0	65.2	62.9
Top Speed [km/h]	63.4	61.6	60.5	59.4	61.1	65.1	66.7	65.0
Avg. Dist. to Rail [m]	1.6	0.2	1.1	1.4	0.7	0.8	1.9	4.5
Avg. Stride Freq. [Hz]	2.3	2.2	2.2	2.2	2.2	2.3	2.4	2.3
Avg. Stride Length [m]	6.4	7.4	7.5	7.4	7.5	7.7	7.6	7.5



- [] Ranking at each section and finish
- .-.- No data available at this section
- NA No data available



Horse/Jockey Name	Hector De Maris
Final Rank	3
Fastest Section Time (Section)	0:11.25 (400m)
Top Speed [km/h] (Section)	65.2 (Overall)
Race State	Finished



Doomben QLD Professional

Race 2: THE GIBSON Class 3 Plate - 1615m

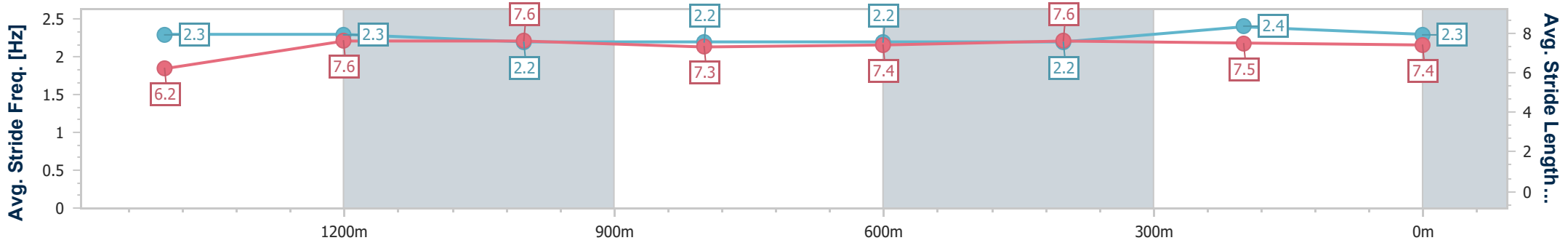
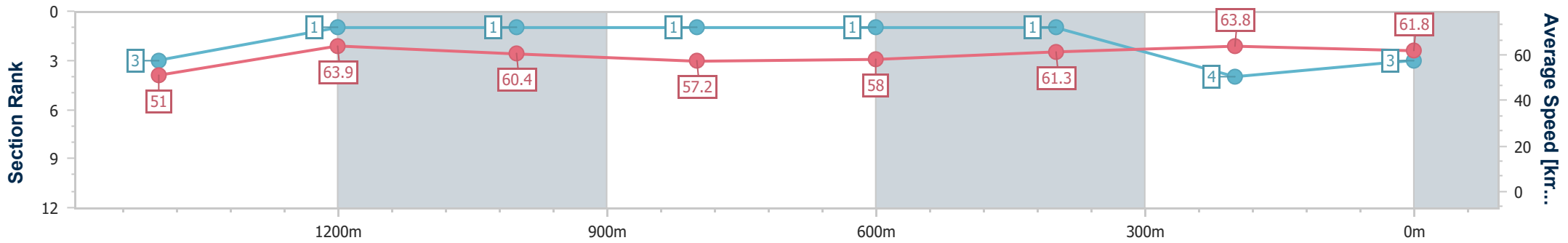
27 July 2024 - 12:38

Track Rating: Good 4, Weather: Fine, Rail Position: +2.5m Entire



BRISBANE RACING CLUB

Section	Overall	1400m	1200m	1000m	800m	600m	400m	200m
Section Times	1:38.09 [3] (0:15.19)	1:22.90 [3] (0:11.40)	1:11.50 [1] (0:11.90)	0:59.60 [1] (0:12.61)	0:46.99 [1] (0:12.39)	0:34.60 [1] (0:11.68)	0:22.92 [1] (0:11.25)	0:11.67 [4] (0:11.67)
Average Speed [km/h]	51.0	63.9	60.4	57.2	58.0	61.3	63.8	61.8
Top Speed [km/h]	65.2	64.4	63.1	57.9	59.7	62.7	64.6	63.4
Avg. Dist. to Rail [m]	6.6	1.3	0.4	0.2	0.2	0.9	1.6	0.8
Avg. Stride Freq. [Hz]	2.3	2.3	2.2	2.2	2.2	2.2	2.4	2.3
Avg. Stride Length [m]	6.2	7.6	7.6	7.3	7.4	7.6	7.5	7.4



- [] Ranking at each section and finish
- .-.- No data available at this section
- NA No data available



Horse/Jockey Name	More Trouble
Final Rank	4
Fastest Section Time (Section)	0:11.09 (400m)
Top Speed [km/h] (Section)	66.0 (400m)
Race State	Finished



Doomben QLD Professional

Race 2: THE GIBSON Class 3 Plate - 1615m

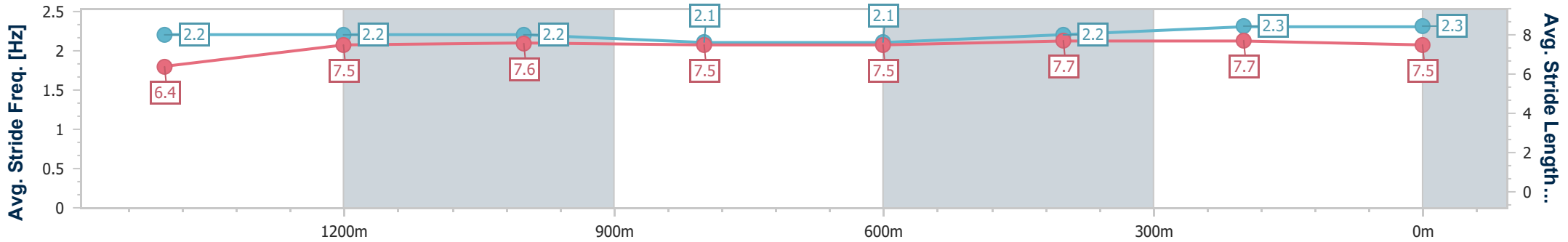
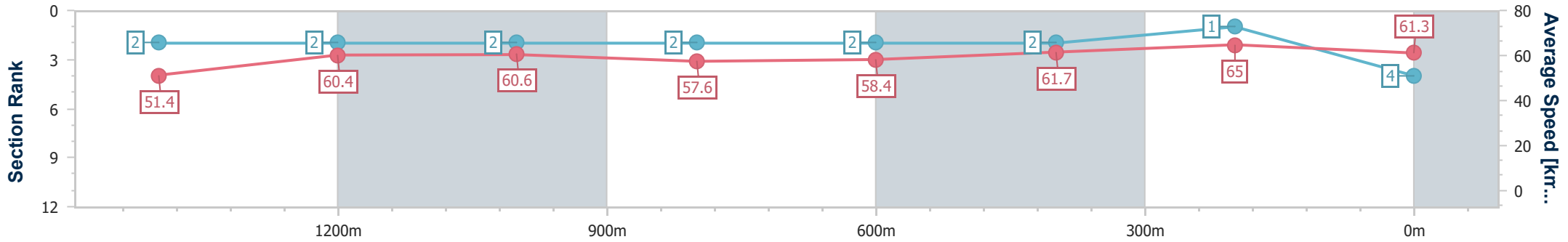
27 July 2024 - 12:38

Track Rating: Good 4, Weather: Fine, Rail Position: +2.5m Entire



BRISBANE RACING CLUB

Section	Overall	1400m	1200m	1000m	800m	600m	400m	200m
Section Times	1:38.11 [4] (0:15.07)	1:23.04 [2] (0:11.77)	1:11.27 [2] (0:11.88)	0:59.39 [2] (0:12.52)	0:46.87 [2] (0:12.37)	0:34.50 [2] (0:11.67)	0:22.83 [2] (0:11.09)	0:11.74 [1] (0:11.74)
Average Speed [km/h]	51.4	60.4	60.6	57.6	58.4	61.7	65.0	61.3
Top Speed [km/h]	64.0	62.2	61.6	59.2	59.9	64.0	66.0	63.9
Avg. Dist. to Rail [m]	0.7	1.6	0.2	0.3	0.6	0.6	1.8	2.1
Avg. Stride Freq. [Hz]	2.2	2.2	2.2	2.1	2.1	2.2	2.3	2.3
Avg. Stride Length [m]	6.4	7.5	7.6	7.5	7.5	7.7	7.7	7.5



- [] Ranking at each section and finish
- .-.- No data available at this section
- NA No data available



Horse/Jockey Name	Notacluehoworwho
Final Rank	5
Fastest Section Time (Section)	0:11.05 (400m)
Top Speed [km/h] (Section)	66.1 (400m)
Race State	Finished



Doomben QLD Professional

Race 2: THE GIBSON Class 3 Plate - 1615m

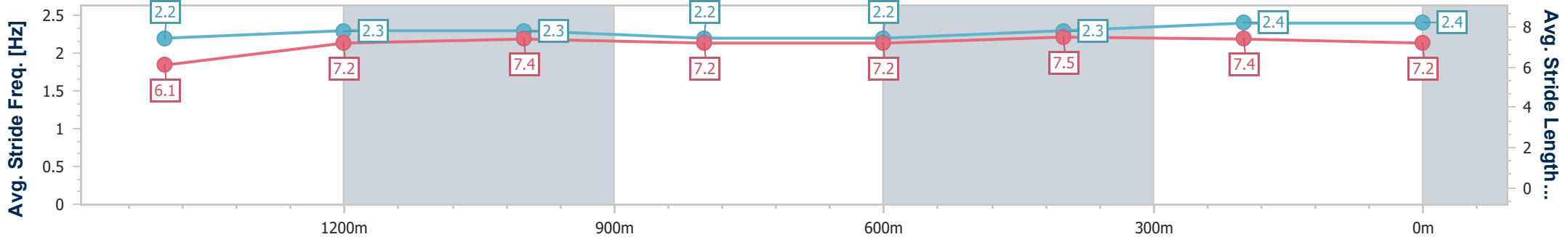
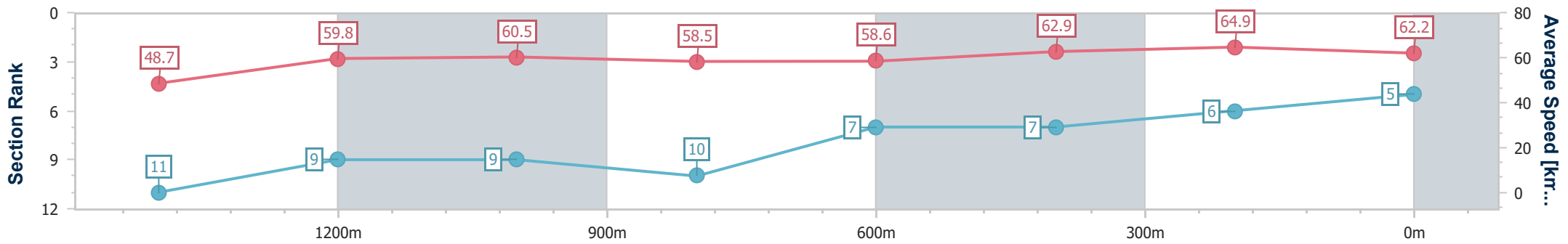
27 July 2024 - 12:38

Track Rating: Good 4, Weather: Fine, Rail Position: +2.5m Entire



BRISBANE RACING CLUB

Section	Overall	1400m	1200m	1000m	800m	600m	400m	200m
Section Times	1:38.23 [5] (0:15.85)	1:22.38 [11] (0:11.88)	1:10.50 [9] (0:11.90)	0:58.60 [9] (0:12.33)	0:46.27 [10] (0:12.23)	0:34.04 [7] (0:11.43)	0:22.61 [7] (0:11.05)	0:11.56 [6] (0:11.56)
Average Speed [km/h]	48.7	59.8	60.5	58.5	58.6	62.9	64.9	62.2
Top Speed [km/h]	64.2	63.0	61.1	60.9	60.4	64.1	66.1	64.5
Avg. Dist. to Rail [m]	5.2	1.8	0.8	0.6	0.6	0.9	0.8	2.1
Avg. Stride Freq. [Hz]	2.2	2.3	2.3	2.2	2.2	2.3	2.4	2.4
Avg. Stride Length [m]	6.1	7.2	7.4	7.2	7.2	7.5	7.4	7.2



- [] Ranking at each section and finish
- .-.- No data available at this section
- NA No data available



Horse/Jockey Name	Chevron
Final Rank	6
Fastest Section Time (Section)	0:11.05 (400m)
Top Speed [km/h] (Section)	67.0 (400m)
Race State	Finished



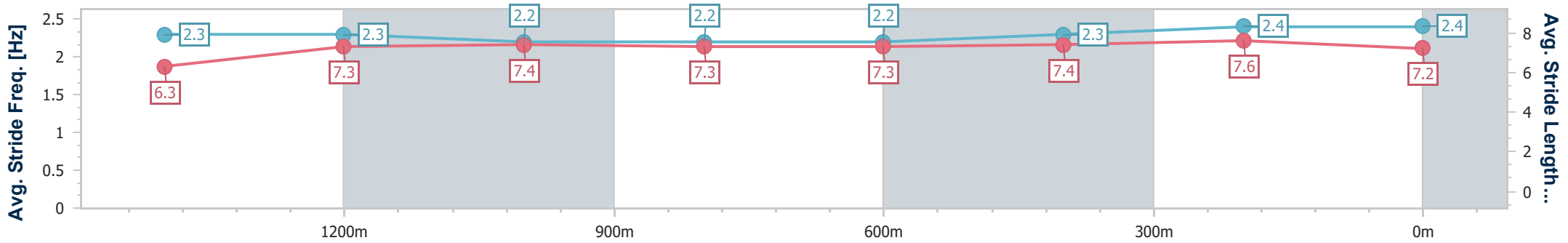
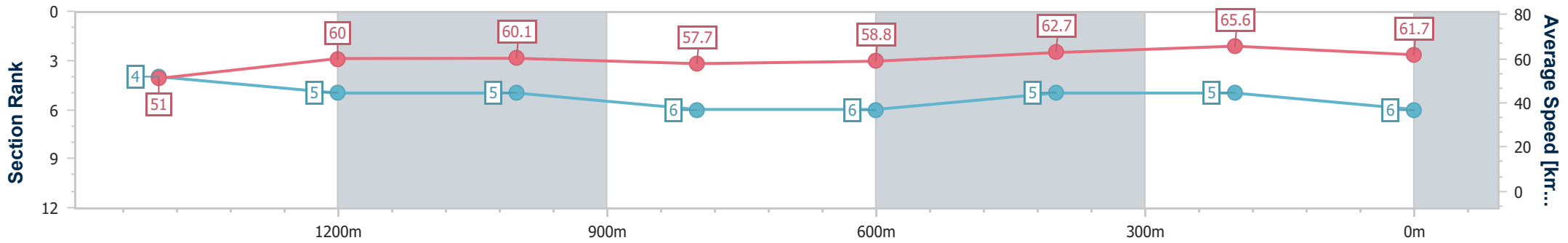
Doomben QLD Professional
Race 2: THE GIBSON Class 3 Plate - 1615m



27 July 2024 - 12:38
Track Rating: Good 4, Weather: Fine, Rail Position: +2.5m Entire

BRISBANE RACING CLUB

Section	Overall	1400m	1200m	1000m	800m	600m	400m	200m
Section Times	1:38.24 [6] (0:15.20)	1:23.04 [4] (0:11.98)	1:11.06 [5] (0:12.00)	0:59.06 [5] (0:12.51)	0:46.55 [6] (0:12.32)	0:34.23 [6] (0:11.55)	0:22.68 [5] (0:11.05)	0:11.63 [5] (0:11.63)
Average Speed [km/h]	51.0	60.0	60.1	57.7	58.8	62.7	65.6	61.7
Top Speed [km/h]	62.7	62.4	60.2	59.9	60.9	64.2	67.0	64.4
Avg. Dist. to Rail [m]	0.5	0.3	0.9	1.1	1.0	1.5	3.1	6.5
Avg. Stride Freq. [Hz]	2.3	2.3	2.2	2.2	2.2	2.3	2.4	2.4
Avg. Stride Length [m]	6.3	7.3	7.4	7.3	7.3	7.4	7.6	7.2



- [] Ranking at each section and finish
- .-.- No data available at this section
- NA No data available



Horse/Jockey Name	Harold The Great
Final Rank	7
Fastest Section Time (Section)	0:11.36 (400m)
Top Speed [km/h] (Section)	65.0 (400m)
Race State	Finished



Doomben QLD Professional
Race 2: THE GIBSON Class 3 Plate - 1615m

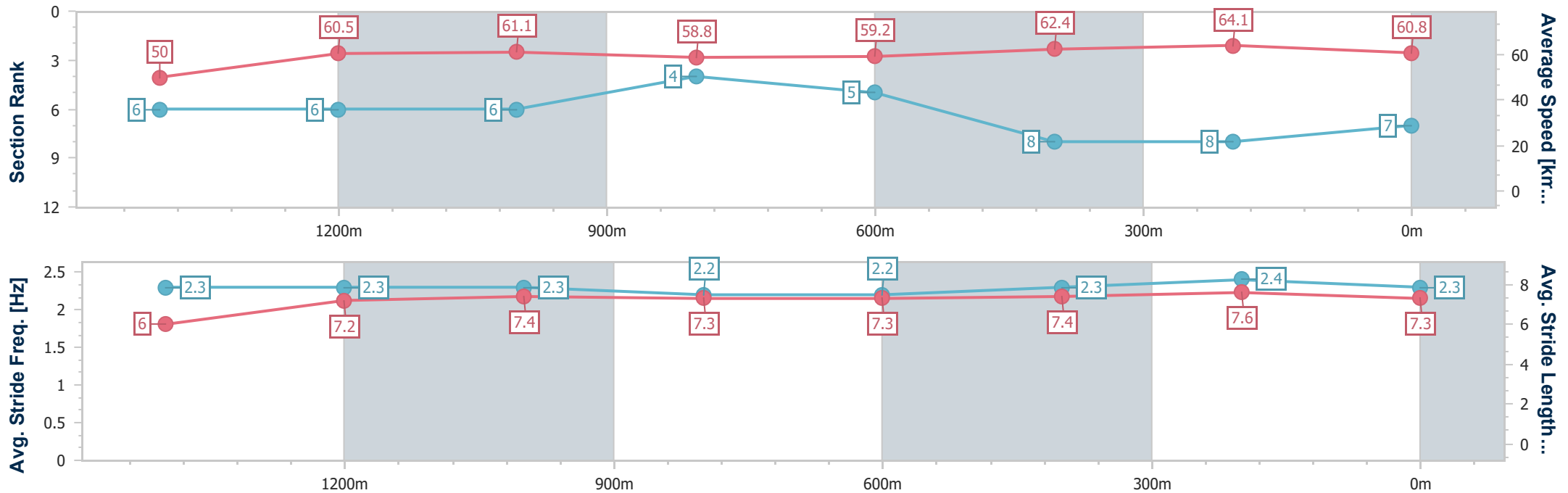


27 July 2024 - 12:38

Track Rating: Good 4, Weather: Fine, Rail Position: +2.5m Entire

BRISBANE RACING CLUB

Section	Overall	1400m	1200m	1000m	800m	600m	400m	200m
Section Times	1:38.79 [7] (0:15.51)	1:23.28 [6] (0:11.94)	1:11.34 [6] (0:11.83)	0:59.51 [6] (0:12.28)	0:47.23 [4] (0:12.35)	0:34.88 [5] (0:11.71)	0:23.17 [8] (0:11.36)	0:11.81 [8] (0:11.81)
Average Speed [km/h]	50.0	60.5	61.1	58.8	59.2	62.4	64.1	60.8
Top Speed [km/h]	63.4	61.7	61.3	60.1	61.2	64.1	65.0	62.9
Avg. Dist. to Rail [m]	2.1	0.8	2.0	2.1	2.6	3.1	4.6	8.3
Avg. Stride Freq. [Hz]	2.3	2.3	2.3	2.2	2.2	2.3	2.4	2.3
Avg. Stride Length [m]	6.0	7.2	7.4	7.3	7.3	7.4	7.6	7.3



- [] Ranking at each section and finish
- .-.- No data available at this section
- NA No data available



Horse/Jockey Name	Redente Choice
Final Rank	8
Fastest Section Time (Section)	0:11.08 (400m)
Top Speed [km/h] (Section)	65.6 (400m)
Race State	Finished



Doomben QLD Professional

Race 2: THE GIBSON Class 3 Plate - 1615m

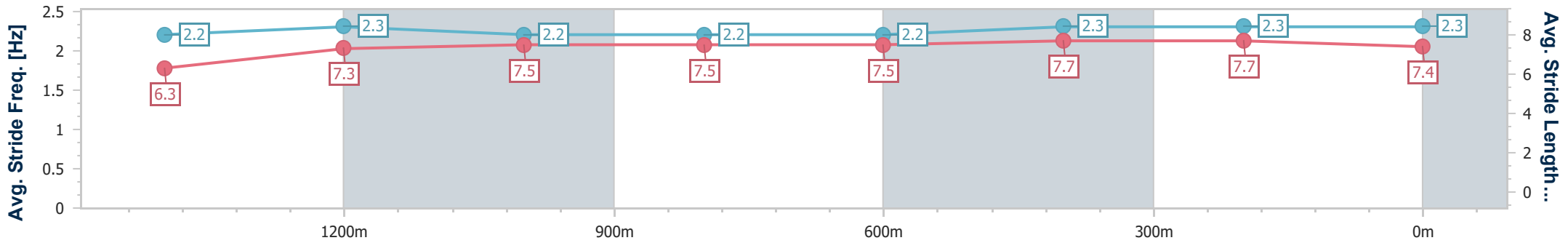
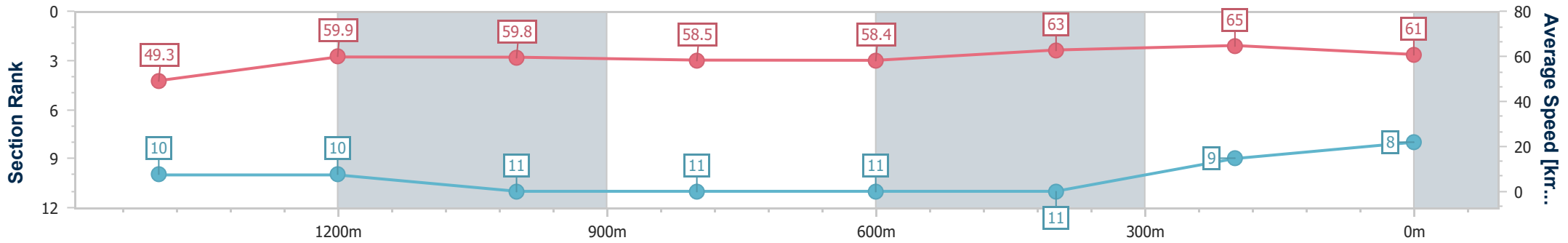
27 July 2024 - 12:38

Track Rating: Good 4, Weather: Fine, Rail Position: +2.5m Entire



BRISBANE RACING CLUB

Section	Overall	1400m	1200m	1000m	800m	600m	400m	200m
Section Times	1:38.83 [8] (0:15.75)	1:23.08 [10] (0:12.00)	1:11.08 [10] (0:12.04)	0:59.04 [11] (0:12.38)	0:46.66 [11] (0:12.34)	0:34.32 [11] (0:11.47)	0:22.85 [11] (0:11.08)	0:11.77 [9] (0:11.77)
Average Speed [km/h]	49.3	59.9	59.8	58.5	58.4	63.0	65.0	61.0
Top Speed [km/h]	62.4	62.4	60.5	60.2	61.1	65.3	65.6	62.6
Avg. Dist. to Rail [m]	4.9	0.4	1.0	0.9	0.7	0.8	1.2	3.9
Avg. Stride Freq. [Hz]	2.2	2.3	2.2	2.2	2.2	2.3	2.3	2.3
Avg. Stride Length [m]	6.3	7.3	7.5	7.5	7.5	7.7	7.7	7.4



- [] Ranking at each section and finish
- .-.- No data available at this section
- NA No data available



Horse/Jockey Name	Mount Zion
Final Rank	9
Fastest Section Time (Section)	0:11.40 (400m)
Top Speed [km/h] (Section)	64.1 (400m)
Race State	Finished



Doomben QLD Professional
Race 2: THE GIBSON Class 3 Plate - 1615m

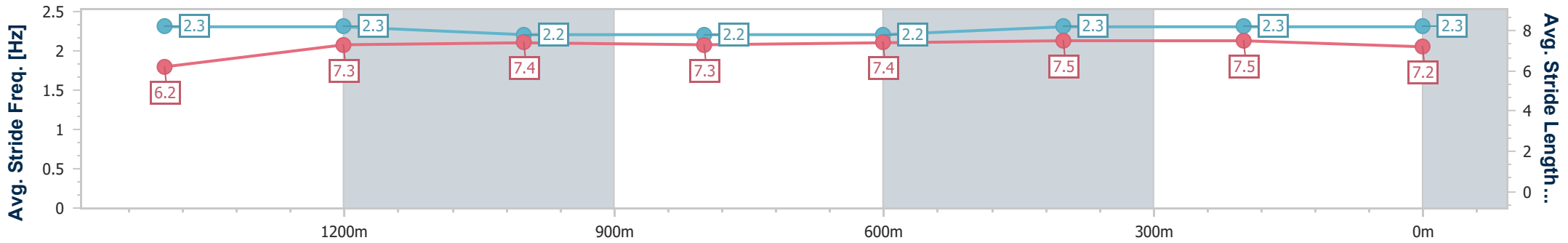
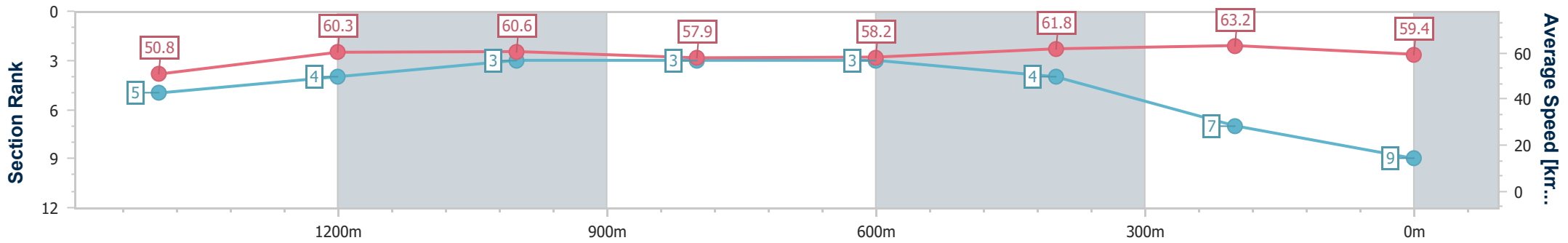


27 July 2024 - 12:38

Track Rating: Good 4, Weather: Fine, Rail Position: +2.5m Entire

BRISBANE RACING CLUB

Section	Overall	1400m	1200m	1000m	800m	600m	400m	200m
Section Times	1:38.92 [9] (0:15.24)	1:23.68 [5] (0:11.83)	1:11.85 [4] (0:11.90)	0:59.95 [3] (0:12.45)	0:47.50 [3] (0:12.34)	0:35.16 [3] (0:11.66)	0:23.50 [4] (0:11.40)	0:12.10 [7] (0:12.10)
Average Speed [km/h]	50.8	60.3	60.6	57.9	58.2	61.8	63.2	59.4
Top Speed [km/h]	62.7	62.9	61.4	59.8	60.5	62.9	64.1	61.9
Avg. Dist. to Rail [m]	1.2	0.8	0.4	0.2	0.2	0.1	1.6	4.4
Avg. Stride Freq. [Hz]	2.3	2.3	2.2	2.2	2.2	2.3	2.3	2.3
Avg. Stride Length [m]	6.2	7.3	7.4	7.3	7.4	7.5	7.5	7.2



- [] Ranking at each section and finish
- .-.- No data available at this section
- NA No data available



Horse/Jockey Name	Never Give Up
Final Rank	10
Fastest Section Time (Section)	0:11.42 (600m)
Top Speed [km/h] (Section)	64.9 (400m)
Race State	Finished

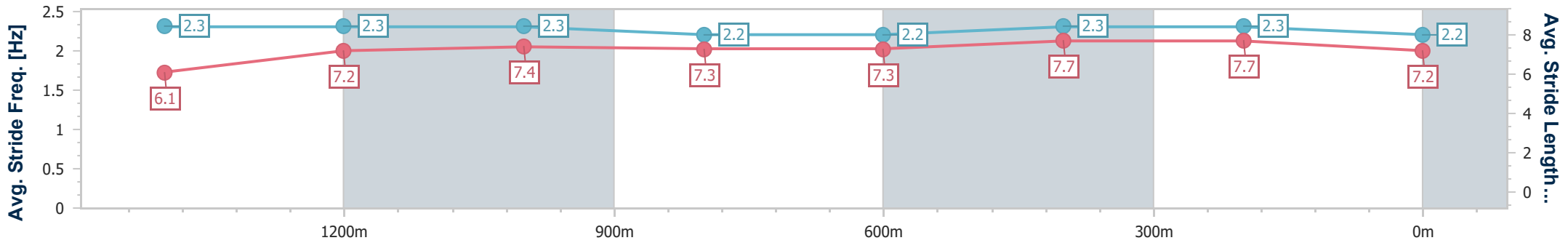
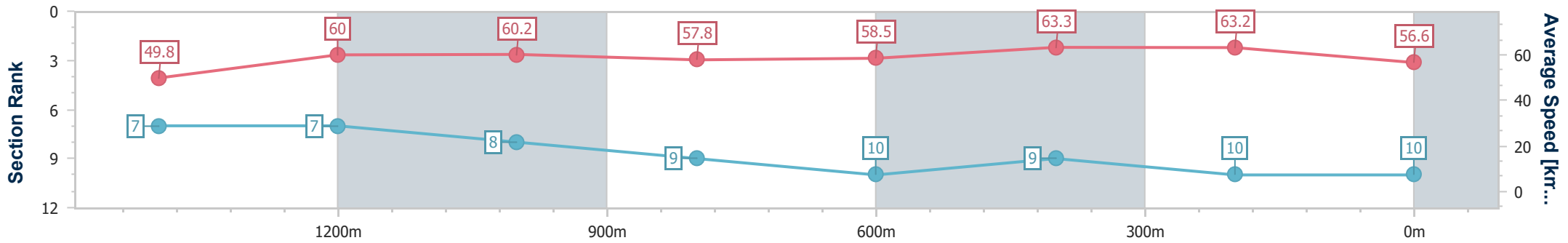


Doomben QLD Professional
Race 2: THE GIBSON Class 3 Plate - 1615m
 27 July 2024 - 12:38
 Track Rating: Good 4, Weather: Fine, Rail Position: +2.5m Entire



BRISBANE
RACING CLUB

Section	Overall	1400m	1200m	1000m	800m	600m	400m	200m
Section Times	1:39.88 [10] (0:15.53)	1:24.35 [7] (0:11.96)	1:12.39 [7] (0:11.99)	1:00.40 [8] (0:12.46)	0:47.94 [9] (0:12.39)	0:35.55 [10] (0:11.42)	0:24.13 [9] (0:11.43)	0:12.70 [10] (0:12.70)
Average Speed [km/h]	49.8	60.0	60.2	57.8	58.5	63.3	63.2	56.6
Top Speed [km/h]	62.5	62.8	60.6	60.0	60.4	64.4	64.9	60.7
Avg. Dist. to Rail [m]	1.8	0.5	0.4	1.5	0.7	0.9	2.5	7.1
Avg. Stride Freq. [Hz]	2.3	2.3	2.3	2.2	2.2	2.3	2.3	2.2
Avg. Stride Length [m]	6.1	7.2	7.4	7.3	7.3	7.7	7.7	7.2



- [] Ranking at each section and finish
- .-.- No data available at this section
- NA No data available



Horse/Jockey Name	I Am Convincing
Final Rank	11
Fastest Section Time (Section)	0:11.48 (400m)
Top Speed [km/h] (Section)	63.9 (400m)
Race State	Finished



Doomben QLD Professional

Race 2: THE GIBSON Class 3 Plate - 1615m

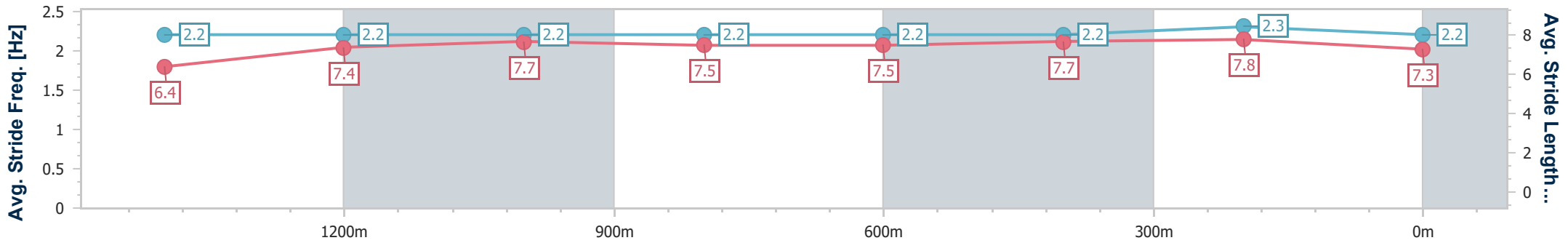
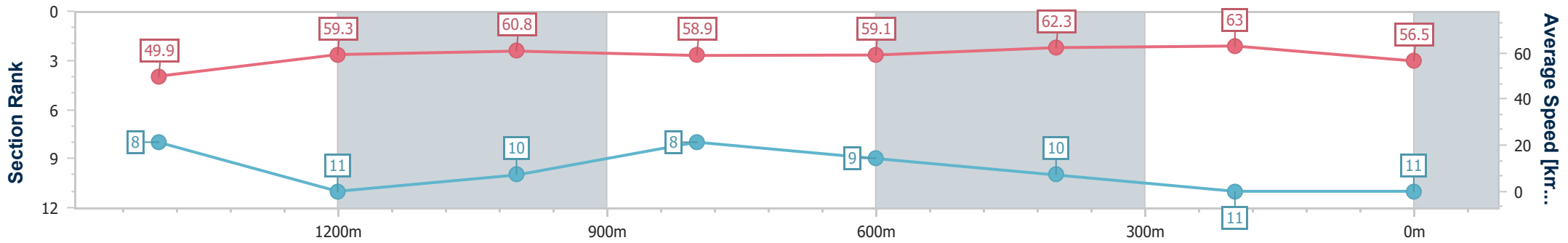
27 July 2024 - 12:38

Track Rating: Good 4, Weather: Fine, Rail Position: +2.5m Entire



BRISBANE RACING CLUB

Section	Overall	1400m	1200m	1000m	800m	600m	400m	200m
Section Times	1:40.13 [11] (0:15.56)	1:24.57 [8] (0:12.25)	1:12.32 [11] (0:11.86)	1:00.46 [10] (0:12.26)	0:48.20 [8] (0:12.35)	0:35.85 [9] (0:11.65)	0:24.20 [10] (0:11.48)	0:12.72 [11] (0:12.72)
Average Speed [km/h]	49.9	59.3	60.8	58.9	59.1	62.3	63.0	56.5
Top Speed [km/h]	61.8	60.7	61.3	61.3	60.9	63.6	63.9	61.2
Avg. Dist. to Rail [m]	3.8	1.7	2.0	2.5	2.1	1.7	3.7	8.6
Avg. Stride Freq. [Hz]	2.2	2.2	2.2	2.2	2.2	2.2	2.3	2.2
Avg. Stride Length [m]	6.4	7.4	7.7	7.5	7.5	7.7	7.8	7.3



- [] Ranking at each section and finish
- .-.- No data available at this section
- NA No data available