



# Doomben QLD Professional

## Race 4: MEKKA RACEDAY 17 AUGUST BENCHMARK 70 Handicap - 2020m

27 July 2024 - 13:48



BRISBANE  
RACING CLUB

Track Rating: Good 4, Weather: Fine, Rail Position: +2.5m Entire

Section		Overall	1800m	1600m	1400m	1200m	1000m	800m	Last 600m				
Field Times		2:03.44 (0:15.12)	1:48.32 (0:11.33)	1:36.99 (0:12.77)	1:24.22 (0:12.38)	1:11.84 (0:11.94)	0:59.90 (0:12.02)	0:47.88 (0:12.13)	0:35.75				
Rank	TAB Horse/Jockey	Barrier	Top Speed [km/h]	Fastest Section									Distance Travelled [m]
1	18 COUNTER Ryan Maloney	10	64.1 400m	0:11.43 400m	2:03.44 [1] (0:15.69)	1:47.75 [6] (0:11.50)	1:36.25 [5] (0:12.61)	1:23.64 [7] (0:12.26)	1:11.38 [5] (0:12.05)	0:59.33 [6] (0:12.11)	0:47.22 [6] (0:11.96)	0:35.26	
2	19 SHY GUY Jake Bayliss	15	66.3 400m	0:11.20 400m	2:03.59 [2] (0:16.12)	1:47.47 [12] (0:12.24)	1:35.23 [12] (0:12.22)	1:23.01 [13] (0:12.47)	1:10.54 [11] (0:11.82)	0:58.72 [11] (0:12.09)	0:46.63 [11] (0:11.88)	0:34.75	+8
3	9 YET HE MOVES Michael Rodd	19	64.0 1800m	0:11.68 1800m	2:04.22 [3] (0:16.00)	1:48.22 [10] (0:11.68)	1:36.54 [9] (0:12.10)	1:24.44 [6] (0:12.44)	1:12.00 [7] (0:11.89)	1:00.11 [7] (0:12.19)	0:47.92 [7] (0:11.77)	0:36.15	+7
4	11 ARTFUL GIRL Marnu Potgieter	2	64.0 Overall	0:11.59 400m	2:04.24 [4] (0:15.63)	1:48.61 [5] (0:11.60)	1:37.01 [6] (0:12.70)	1:24.31 [8] (0:12.51)	1:11.80 [9] (0:11.84)	0:59.96 [8] (0:12.18)	0:47.78 [8] (0:12.22)	0:35.56	-3
5	15 CHASSAGNE Cejay Graham	20	64.7 400m	0:11.44 400m	2:04.34 [5] (0:16.32)	1:48.02 [15] (0:12.07)	1:35.95 [13] (0:12.17)	1:23.78 [12] (0:12.74)	1:11.04 [13] (0:11.79)	0:59.25 [13] (0:12.14)	0:47.11 [13] (0:11.75)	0:35.36	+2
6	3 DIABLO BOLT Jag Guthmann-Chester	11	63.5 1800m	0:11.51 1800m	2:04.34 [6] (0:15.94)	1:48.40 [8] (0:11.51)	1:36.89 [8] (0:12.59)	1:24.30 [9] (0:12.30)	1:12.00 [8] (0:12.00)	1:00.00 [9] (0:12.18)	0:47.82 [9] (0:12.01)	0:35.81	+2
7	6 GULF OF TOMINI Taylor Marshall	6	63.0 400m	0:11.79 400m	2:04.51 [7] (0:15.99)	1:48.52 [9] (0:11.98)	1:36.54 [10] (0:12.21)	1:24.33 [10] (0:12.58)	1:11.75 [10] (0:11.86)	0:59.89 [10] (0:12.10)	0:47.79 [10] (0:11.90)	0:35.89	+2
8	14 YANGARI Ron Stewart	21	62.9 400m	0:11.58 400m	2:04.70 [8] (0:16.24)	1:48.46 [13] (0:12.34)	1:36.12 [15] (0:12.25)	1:23.87 [15] (0:12.80)	1:11.07 [15] (0:11.70)	0:59.37 [15] (0:11.98)	0:47.39 [14] (0:11.75)	0:35.64	-1
9	22 FLASH PRINCE Emily Lang	1	62.4 1200m	0:11.86 800m	2:05.12 [9] (0:16.01)	1:49.11 [11] (0:11.99)	1:37.12 [11] (0:12.19)	1:24.93 [11] (0:12.87)	1:12.06 [12] (0:11.89)	1:00.17 [12] (0:12.05)	0:48.12 [12] (0:11.86)	0:36.26	-9
10	1 PHAISTOS Boris Thornton	22	63.6 400m	0:11.60 600m	2:05.21 [10] (0:16.26)	1:48.95 [14] (0:12.30)	1:36.65 [14] (0:12.17)	1:24.48 [14] (0:12.79)	1:11.69 [14] (0:11.78)	0:59.91 [14] (0:12.24)	0:47.67 [15] (0:11.66)	0:36.01	+5

Scratched: Secret Sheema (#12), Chateaux Park (#17), Grecian Lass (#5), Aiden (#13), Le Heros (#2), Security Advisor (#8), Persevere (#4)

Report Created: Sat 27 July 2024 14:04 GMT+10 (Note: Timing is based on position data)

Page 1/19

[ ] Ranking at each section and finish  
 -:-:- No data available at this section  
 NA No data available

SCN Saddle cloth number  
 DNF Did not finish  
 DNT Did not track

data processed by TRIPLES DATA



**Doomben QLD Professional**  
**Race 4: MEKKA RACEDAY 17 AUGUST BENCHMARK 70 Handicap - 2020m**  
**27 July 2024 - 13:48**



BRISBANE  
RACING CLUB

Track Rating: Good 4, Weather: Fine, Rail Position: +2.5m Entire

Section		Overall	1800m	1600m	1400m	1200m	1000m	800m	Last 600m				
Field Times		2:03.44 (0:15.12)	1:48.32 (0:11.33)	1:36.99 (0:12.77)	1:24.22 (0:12.38)	1:11.84 (0:11.94)	0:59.90 (0:12.02)	0:47.88 (0:12.13)	0:35.75				
Rank	TAB Horse/Jockey	Barrier	Top Speed [km/h]	Fastest Section	Distance Travelled [m]								
11	20 <b>WORD FROM ABOVE</b> Nikita Beriman	8	64.9	0:11.54	2:05.46 [11] (0:15.31)	1:50.15 [3] (0:11.54)	1:38.61 [3] (0:12.68)	1:25.93 [4] (0:12.37)	1:13.56 [4] (0:11.87)	1:01.69 [3] (0:11.89)	0:49.80 [2] (0:12.16)	0:37.64	+0
12	7 <b>MOTELL</b> Tahlia Fenlon	7	65.8	0:11.33	2:05.66 [12] (0:15.12)	1:50.54 [1] (0:11.33)	1:39.21 [1] (0:12.77)	1:26.44 [1] (0:12.38)	1:14.06 [1] (0:11.94)	1:02.12 [1] (0:12.02)	0:50.10 [1] (0:12.13)	0:37.97	-6
13	16 <b>IRON GRACE</b> Samantha Collett	9	66.6	0:11.34	2:05.71 [13] (0:15.16)	1:50.55 [2] (0:11.34)	1:39.21 [2] (0:12.80)	1:26.41 [2] (0:12.51)	1:13.90 [3] (0:12.01)	1:01.89 [4] (0:12.08)	0:49.81 [4] (0:12.18)	0:37.63	+8
14	10 <b>BLUESTONE LANE</b> Angela Jones	3	63.6	0:11.58	2:06.14 [14] (0:15.35)	1:50.79 [4] (0:11.58)	1:39.21 [4] (0:12.70)	1:26.51 [5] (0:12.43)	1:14.08 [5] (0:11.86)	1:02.22 [5] (0:12.13)	0:50.09 [5] (0:12.36)	0:37.73	-6
15	21 <b>DROPS FROM THE SKY</b> Melea Castle	14	63.7	0:11.55	2:06.69 [15] (0:15.86)	1:50.83 [7] (0:11.55)	1:39.28 [7] (0:12.07)	1:27.21 [3] (0:12.14)	1:15.07 [2] (0:12.00)	1:03.07 [2] (0:12.14)	0:50.93 [3] (0:12.46)	0:38.47	+2

Scratched: Secret Sheema (#12), Chateaux Park (#17), Grecian Lass (#5), Aiden (#13), Le Heros (#2), Security Advisor (#8), Persevere (#4)

[ ] Ranking at each section and finish  
 -:-:- No data available at this section  
 NA No data available

SCN Saddle cloth number  
 DNF Did not finish  
 DNT Did not track



# Doomben QLD Professional

## Race 4: MEKKA RACEDAY 17 AUGUST BENCHMARK 70 Handicap - 2020m

27 July 2024 - 13:48



BRISBANE  
RACING CLUB

Track Rating: Good 4, Weather: Fine, Rail Position: +2.5m Entire

Section				600m	400m	200m			Last 600m
Field Times				0:35.75 (0:12.07)	0:23.68 (0:11.55)	0:12.13 (0:12.13)			0:35.75
Rank	TAB Horse/Jockey	Barrier	Top Speed [km/h]	Fastest Section	Margin			Distance Travelled [m]	
1	18 COUNTER Ryan Maloney	10	64.1 400m	0:11.43 400m	0:35.26 [5] (0:11.70)	0:23.56 [4] (0:11.43)	0:12.13 [1] (0:12.13)	2:03.44	0:35.26
2	19 SHY GUY Jake Bayliss	15	66.3 400m	0:11.20 400m	0:34.75 [11] (0:11.69)	0:23.06 [9] (0:11.20)	0:11.86 [3] (0:11.86)	0.86L	0:34.75 +8
3	9 YET HE MOVES Michael Rodd	19	64.0 1800m	0:11.68 1800m	0:36.15 [3] (0:11.73)	0:24.42 [2] (0:11.77)	0:12.65 [2] (0:12.65)	4.54L	0:36.15 +7
4	11 ARTFUL GIRL Marnu Potgieter	2	64.0 Overall	0:11.59 400m	0:35.56 [10] (0:11.94)	0:23.62 [10] (0:11.59)	0:12.03 [7] (0:12.03)	4.67L	0:35.56 -3
5	15 CHASSAGNE Cejay Graham	20	64.7 400m	0:11.44 400m	0:35.36 [13] (0:11.76)	0:23.60 [12] (0:11.44)	0:12.16 [6] (0:12.16)	5.25L	0:35.36 +2
6	3 DIABLO BOLT Jag Guthmann-Chester	11	63.5 1800m	0:11.51 1800m	0:35.81 [8] (0:11.84)	0:23.97 [6] (0:11.75)	0:12.22 [5] (0:12.22)	5.25L	0:35.81 +2
7	6 GULF OF TOMINI Taylor Marshall	6	63.0 400m	0:11.79 400m	0:35.89 [9] (0:11.84)	0:24.05 [7] (0:11.79)	0:12.26 [8] (0:12.26)	6.26L	0:35.89 +2
8	14 YANGARI Ron Stewart	21	62.9 400m	0:11.58 400m	0:35.64 [14] (0:11.80)	0:23.84 [14] (0:11.58)	0:12.26 [11] (0:12.26)	7.41L	0:35.64 -1
9	22 FLASH PRINCE Emily Lang	1	62.4 1200m	0:11.86 800m	0:36.26 [12] (0:12.05)	0:24.21 [15] (0:12.10)	0:12.11 [13] (0:12.11)	9.89L	0:36.26 -9
10	1 PHAISTOS Boris Thornton	22	63.6 400m	0:11.60 600m	0:36.01 [15] (0:11.60)	0:24.41 [13] (0:11.65)	0:12.76 [12] (0:12.76)	10.38L	0:36.01 +5

Scratched: Secret Sheema (#12), Chateaux Park (#17), Grecian Lass (#5), Aiden (#13), Le Heros (#2), Security Advisor (#8), Persevere (#4)

[ ] Ranking at each section and finish  
 -:-:- No data available at this section  
 NA No data available

SCN Saddle cloth number  
 DNF Did not finish  
 DNT Did not track



**Doomben QLD Professional**  
**Race 4: MEKKA RACEDAY 17 AUGUST BENCHMARK 70 Handicap - 2020m**  
**27 July 2024 - 13:48**



Track Rating: Good 4, Weather: Fine, Rail Position: +2.5m Entire

Section		600m	400m	200m				Last 600m		
Field Times		0:35.75 (0:12.07)	0:23.68 (0:11.55)	0:12.13 (0:12.13)				0:35.75		
Rank	TAB Horse/Jockey	Barrier	Top Speed [km/h]	Fastest Section	Margin			Distance Travelled [m]		
11	20 <b>WORD FROM ABOVE</b> Nikita Beriman	8	64.9 Overall	0:11.54 1800m	0:37.64 [2] (0:12.05)	0:25.59 [3] (0:12.39)	0:13.20 [9] (0:13.20)	11.85L	0:37.64	+0
12	7 <b>MOTELL</b> Tahlia Fenlon	7	65.8 Overall	0:11.33 1800m	0:37.97 [1] (0:12.07)	0:25.90 [1] (0:12.24)	0:13.66 [4] (0:13.66)	13.05L	0:37.97	-6
13	16 <b>IRON GRACE</b> Samantha Collett	9	66.6 1800m	0:11.34 1800m	0:37.63 [4] (0:12.03)	0:25.60 [5] (0:12.28)	0:13.32 [10] (0:13.32)	13.35L	0:37.63	+8
14	10 <b>BLUESTONE LANE</b> Angela Jones	3	63.6 1800m	0:11.58 1800m	0:37.73 [7] (0:12.29)	0:25.44 [11] (0:12.33)	0:13.11 [15] (0:13.11)	15.85L	0:37.73	-6
15	21 <b>DROPS FROM THE SKY</b> Melea Castle	14	63.7 1800m	0:11.55 1800m	0:38.47 [6] (0:12.27)	0:26.20 [8] (0:12.54)	0:13.66 [14] (0:13.66)	19.1L	0:38.47	+2

Scratched: Secret Sheema (#12), Chateaux Park (#17), Grecian Lass (#5), Aiden (#13), Le Heros (#2), Security Advisor (#8), Persevere (#4)

[ ] Ranking at each section and finish  
 -:-:- No data available at this section  
 NA No data available

SCN Saddle cloth number  
 DNF Did not finish  
 DNT Did not track



Horse/Jockey Name	Counter
Final Rank	1
Fastest Section Time (Section)	0:11.43 (400m)
Top Speed [km/h] (Section)	64.1 (400m)
Race State	Finished



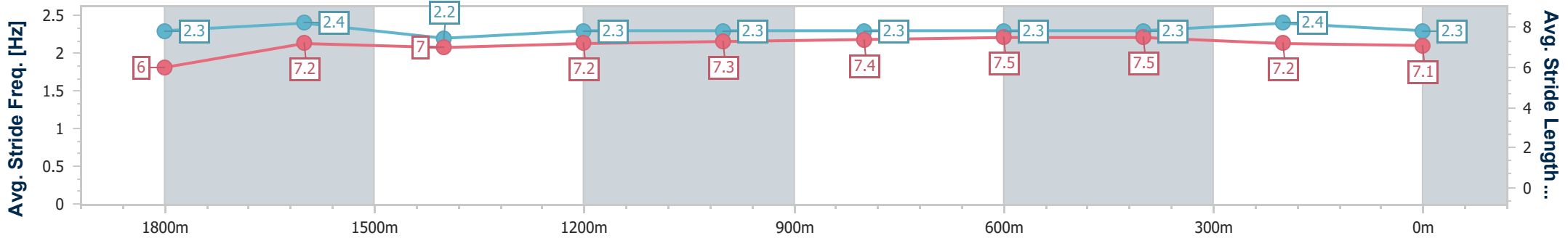
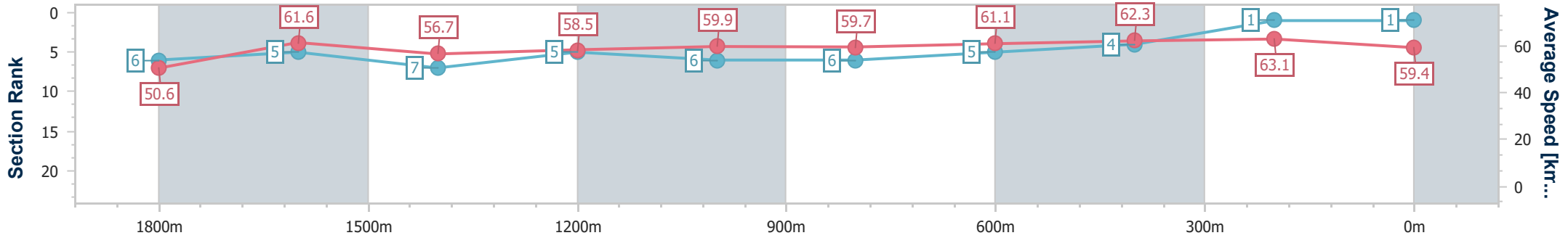
**Doomben QLD Professional**  
**Race 4: MEKKA RACEDAY 17 AUGUST BENCHMARK 70**  
**Handicap - 2020m**  
 27 July 2024 - 13:48



BRISBANE  
RACING CLUB

Track Rating: Good 4, Weather: Fine, Rail Position: +2.5m Entire

Section	Overall	1800m	1600m	1400m	1200m	1000m	800m	600m	400m	200m
Section Times	2:03.44 [1] (0:15.69)	1:47.75 [6] (0:11.50)	1:36.25 [5] (0:12.61)	1:23.64 [7] (0:12.26)	1:11.38 [5] (0:12.05)	0:59.33 [6] (0:12.11)	0:47.22 [6] (0:11.96)	0:35.26 [5] (0:11.70)	0:23.56 [4] (0:11.43)	0:12.13 [1] (0:12.13)
Average Speed [km/h]	50.6	61.6	56.7	58.5	59.9	59.7	61.1	62.3	63.1	59.4
Top Speed [km/h]	63.0	63.1	61.5	60.1	61.2	61.1	61.5	63.1	64.1	63.4
Avg. Dist. to Rail [m]	4.8	2.7	1.7	1.0	1.8	1.8	2.3	2.2	3.6	5.8
Avg. Stride Freq. [Hz]	2.3	2.4	2.2	2.3	2.3	2.3	2.3	2.3	2.4	2.3
Avg. Stride Length [m]	6.0	7.2	7.0	7.2	7.3	7.4	7.5	7.5	7.2	7.1



- [ ] Ranking at each section and finish
- .-.- No data available at this section
- NA No data available



Horse/Jockey Name	Shy Guy
Final Rank	2
Fastest Section Time (Section)	0:11.20 (400m)
Top Speed [km/h] (Section)	66.3 (400m)
Race State	Finished



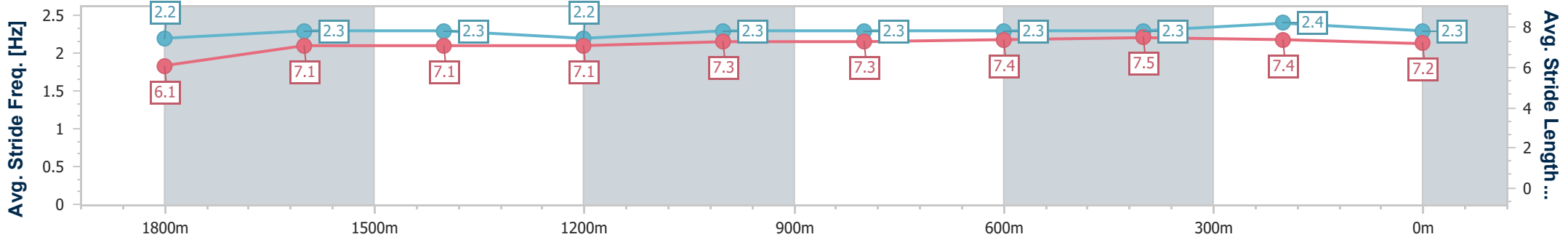
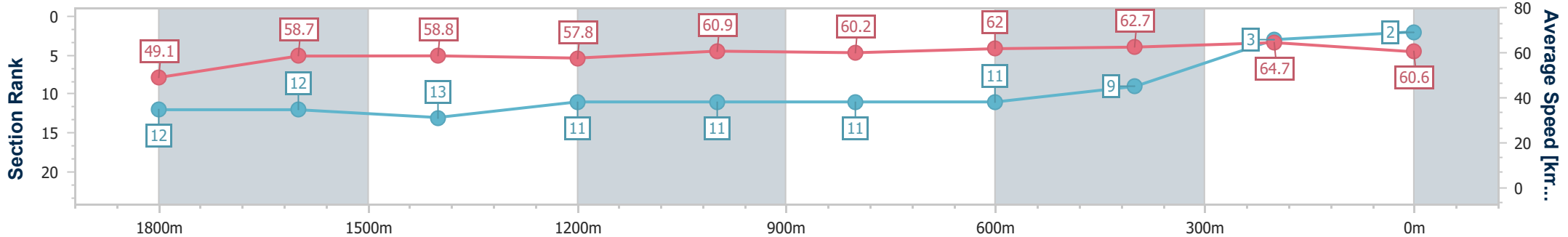
**Doomben QLD Professional**  
**Race 4: MEKKA RACEDAY 17 AUGUST BENCHMARK 70**  
**Handicap - 2020m**  
 27 July 2024 - 13:48



BRISBANE  
RACING CLUB

Track Rating: Good 4, Weather: Fine, Rail Position: +2.5m Entire

Section	Overall	1800m	1600m	1400m	1200m	1000m	800m	600m	400m	200m
Section Times	2:03.59 [2] (0:16.12)	1:47.47 [12] (0:12.24)	1:35.23 [12] (0:12.22)	1:23.01 [13] (0:12.47)	1:10.54 [11] (0:11.82)	0:58.72 [11] (0:12.09)	0:46.63 [11] (0:11.88)	0:34.75 [11] (0:11.69)	0:23.06 [9] (0:11.20)	0:11.86 [3] (0:11.86)
Average Speed [km/h]	49.1	58.7	58.8	57.8	60.9	60.2	62.0	62.7	64.7	60.6
Top Speed [km/h]	61.0	61.0	61.1	59.3	61.7	61.6	62.5	65.3	66.3	63.9
Avg. Dist. to Rail [m]	7.3	0.5	1.0	0.8	3.3	3.8	4.1	3.1	3.8	6.2
Avg. Stride Freq. [Hz]	2.2	2.3	2.3	2.2	2.3	2.3	2.3	2.3	2.4	2.3
Avg. Stride Length [m]	6.1	7.1	7.1	7.1	7.3	7.3	7.4	7.5	7.4	7.2



- [ ] Ranking at each section and finish
- .-.- No data available at this section
- NA No data available



Horse/Jockey Name	Yet He Moves
Final Rank	3
Fastest Section Time (Section)	0:11.68 (1800m)
Top Speed [km/h] (Section)	64.0 (1800m)
Race State	Finished



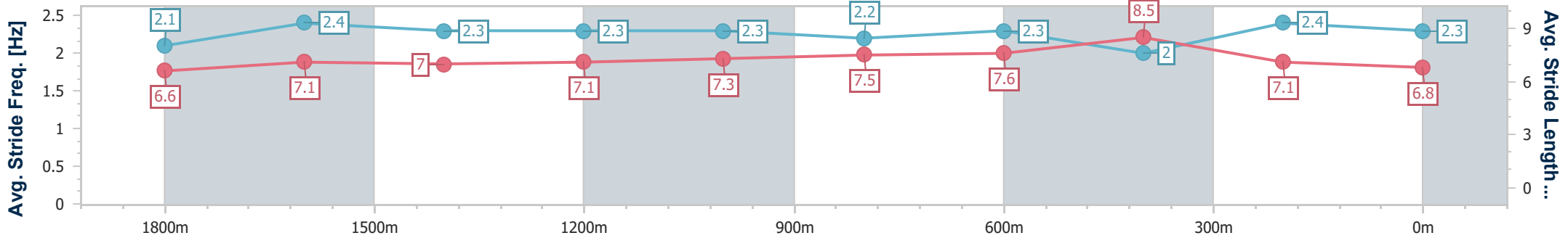
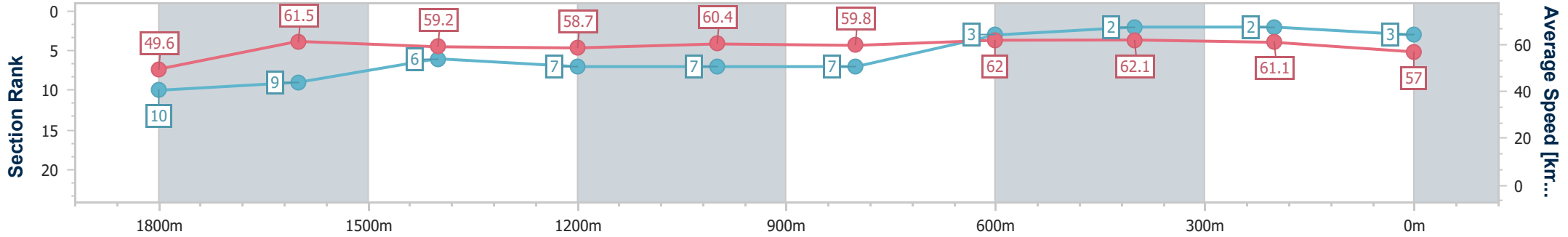
**Doomben QLD Professional**  
**Race 4: MEKKA RACEDAY 17 AUGUST BENCHMARK 70**  
**Handicap - 2020m**  
 27 July 2024 - 13:48



BRISBANE  
RACING CLUB

Track Rating: Good 4, Weather: Fine, Rail Position: +2.5m Entire

Section	Overall	1800m	1600m	1400m	1200m	1000m	800m	600m	400m	200m
Section Times	2:04.22 [3] (0:16.00)	1:48.22 [10] (0:11.68)	1:36.54 [9] (0:12.10)	1:24.44 [6] (0:12.44)	1:12.00 [7] (0:11.89)	1:00.11 [7] (0:12.19)	0:47.92 [7] (0:11.77)	0:36.15 [3] (0:11.73)	0:24.42 [2] (0:11.77)	0:12.65 [2] (0:12.65)
Average Speed [km/h]	49.6	61.5	59.2	58.7	60.4	59.8	62.0	62.1	61.1	57.0
Top Speed [km/h]	63.2	64.0	62.7	60.1	61.5	61.1	63.0	63.1	62.0	59.0
Avg. Dist. to Rail [m]	8.5	0.8	1.3	1.7	3.9	4.3	2.7	1.7	2.0	4.8
Avg. Stride Freq. [Hz]	2.1	2.4	2.3	2.3	2.3	2.2	2.3	2.0	2.4	2.3
Avg. Stride Length [m]	6.6	7.1	7.0	7.1	7.3	7.5	7.6	8.5	7.1	6.8



- [ ] Ranking at each section and finish
- .-.- No data available at this section
- NA No data available



Horse/Jockey Name	Artful Girl
Final Rank	4
Fastest Section Time (Section)	0:11.59 (400m)
Top Speed [km/h] (Section)	64.0 (Overall)
Race State	Finished



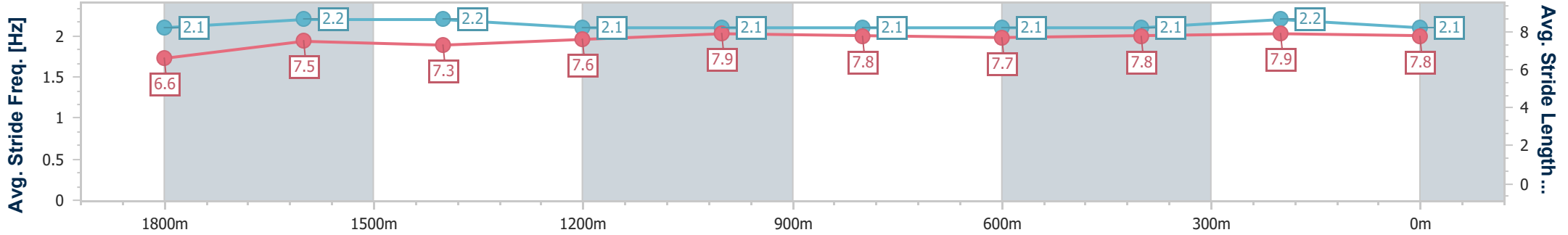
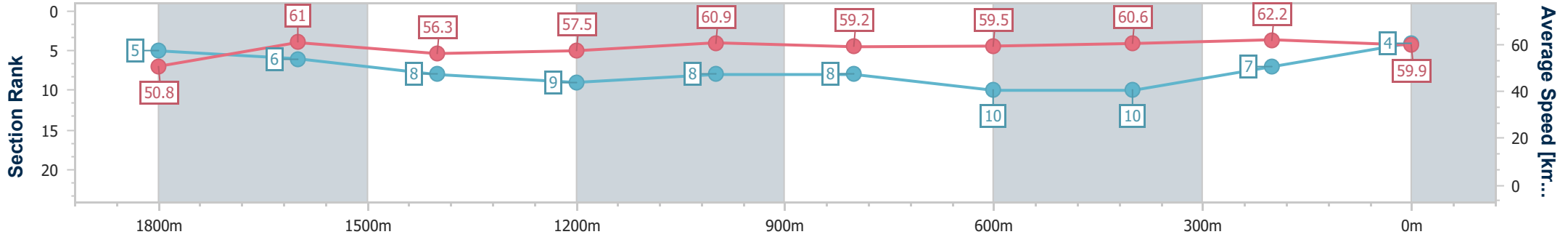
**Doomben QLD Professional**  
**Race 4: MEKKA RACEDAY 17 AUGUST BENCHMARK 70**  
**Handicap - 2020m**  
 27 July 2024 - 13:48



BRISBANE  
RACING CLUB

Track Rating: Good 4, Weather: Fine, Rail Position: +2.5m Entire

Section	Overall	1800m	1600m	1400m	1200m	1000m	800m	600m	400m	200m
Section Times	2:04.24 [4] (0:15.63)	1:48.61 [5] (0:11.60)	1:37.01 [6] (0:12.70)	1:24.31 [8] (0:12.51)	1:11.80 [9] (0:11.84)	0:59.96 [8] (0:12.18)	0:47.78 [8] (0:12.22)	0:35.56 [10] (0:11.94)	0:23.62 [10] (0:11.59)	0:12.03 [7] (0:12.03)
Average Speed [km/h]	50.8	61.0	56.3	57.5	60.9	59.2	59.5	60.6	62.2	59.9
Top Speed [km/h]	64.0	63.8	60.2	60.2	62.1	60.4	60.2	62.5	62.9	61.3
Avg. Dist. to Rail [m]	2.7	3.3	1.4	0.6	1.6	1.4	1.6	0.8	0.8	2.2
Avg. Stride Freq. [Hz]	2.1	2.2	2.2	2.1	2.1	2.1	2.1	2.1	2.2	2.1
Avg. Stride Length [m]	6.6	7.5	7.3	7.6	7.9	7.8	7.7	7.8	7.9	7.8



- [ ] Ranking at each section and finish
- .-.- No data available at this section
- NA No data available





Horse/Jockey Name	Chassagne
Final Rank	5
Fastest Section Time (Section)	0:11.44 (400m)
Top Speed [km/h] (Section)	64.7 (400m)
Race State	Finished



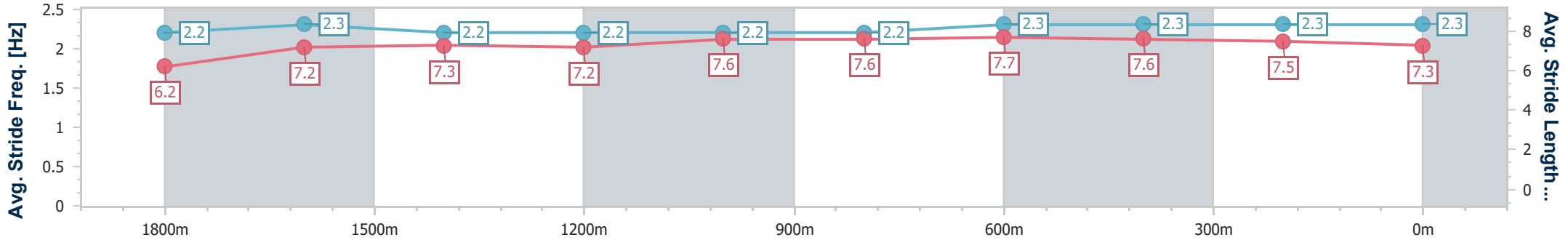
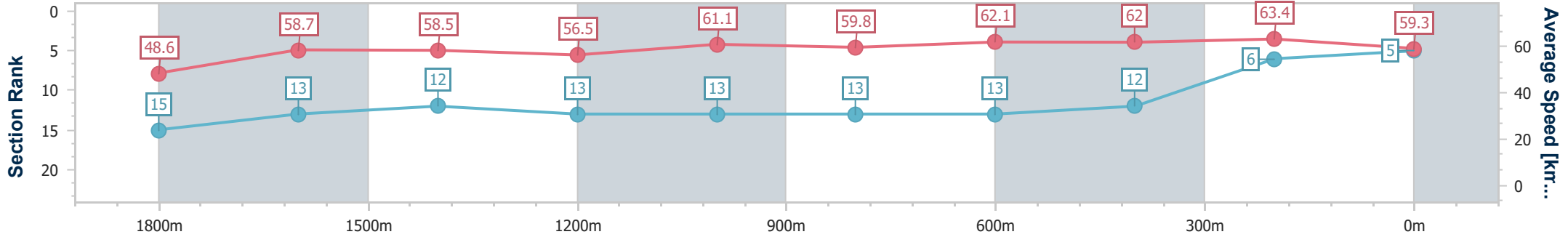
Doomben QLD Professional  
 Race 4: MEKKA RACEDAY 17 AUGUST BENCHMARK 70  
 Handicap - 2020m  
 27 July 2024 - 13:48



BRISBANE  
 RACING CLUB

Track Rating: Good 4, Weather: Fine, Rail Position: +2.5m Entire

Section	Overall	1800m	1600m	1400m	1200m	1000m	800m	600m	400m	200m
Section Times	2:04.34 [5] (0:16.32)	1:48.02 [15] (0:12.07)	1:35.95 [13] (0:12.17)	1:23.78 [12] (0:12.74)	1:11.04 [13] (0:11.79)	0:59.25 [13] (0:12.14)	0:47.11 [13] (0:11.75)	0:35.36 [13] (0:11.76)	0:23.60 [12] (0:11.44)	0:12.16 [6] (0:12.16)
Average Speed [km/h]	48.6	58.7	58.5	56.5	61.1	59.8	62.1	62.0	63.4	59.3
Top Speed [km/h]	63.2	60.4	60.6	59.7	62.4	61.6	62.5	63.0	64.7	62.6
Avg. Dist. to Rail [m]	5.7	2.4	2.5	1.1	2.7	2.8	2.4	2.7	5.1	8.8
Avg. Stride Freq. [Hz]	2.2	2.3	2.2	2.2	2.2	2.2	2.3	2.3	2.3	2.3
Avg. Stride Length [m]	6.2	7.2	7.3	7.2	7.6	7.6	7.7	7.6	7.5	7.3



- [ ] Ranking at each section and finish
- .-.- No data available at this section
- NA No data available



Horse/Jockey Name	Diablo Bolt
Final Rank	6
Fastest Section Time (Section)	0:11.51 (1800m)
Top Speed [km/h] (Section)	63.5 (1800m)
Race State	Finished



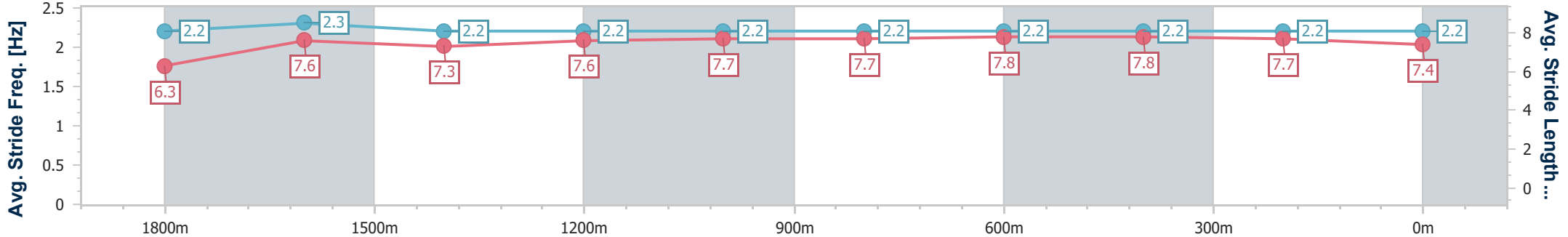
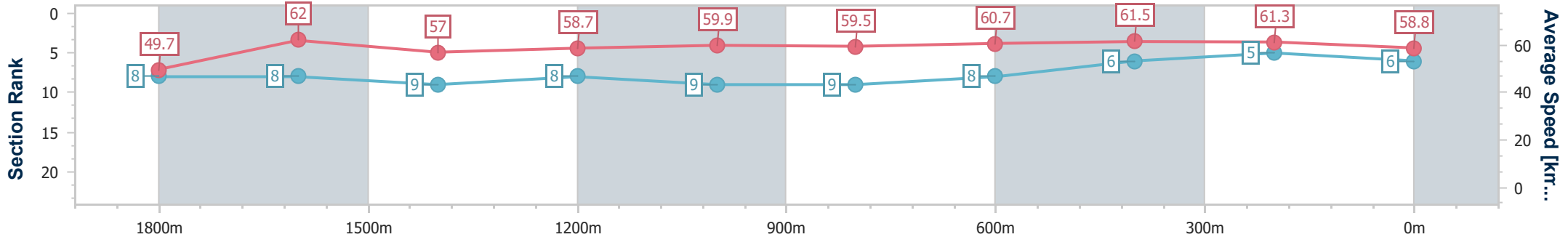
**Doomben QLD Professional**  
**Race 4: MEKKA RACEDAY 17 AUGUST BENCHMARK 70**  
**Handicap - 2020m**  
 27 July 2024 - 13:48



BRISBANE  
RACING CLUB

Track Rating: Good 4, Weather: Fine, Rail Position: +2.5m Entire

Section	Overall	1800m	1600m	1400m	1200m	1000m	800m	600m	400m	200m
Section Times	2:04.34 [6] (0:15.94)	1:48.40 [8] (0:11.51)	1:36.89 [8] (0:12.59)	1:24.30 [9] (0:12.30)	1:12.00 [8] (0:12.00)	1:00.00 [9] (0:12.18)	0:47.82 [9] (0:12.01)	0:35.81 [8] (0:11.84)	0:23.97 [6] (0:11.75)	0:12.22 [5] (0:12.22)
Average Speed [km/h]	49.7	62.0	57.0	58.7	59.9	59.5	60.7	61.5	61.3	58.8
Top Speed [km/h]	63.1	63.5	60.4	60.2	61.2	60.8	62.0	62.0	62.5	60.9
Avg. Dist. to Rail [m]	5.8	1.4	1.2	0.5	1.9	2.2	2.5	1.7	2.9	4.5
Avg. Stride Freq. [Hz]	2.2	2.3	2.2	2.2	2.2	2.2	2.2	2.2	2.2	2.2
Avg. Stride Length [m]	6.3	7.6	7.3	7.6	7.7	7.7	7.8	7.8	7.7	7.4



- [ ] Ranking at each section and finish
- .-.- No data available at this section
- NA No data available



Horse/Jockey Name	Gulf Of Tomini
Final Rank	7
Fastest Section Time (Section)	0:11.79 (400m)
Top Speed [km/h] (Section)	63.0 (400m)
Race State	Finished



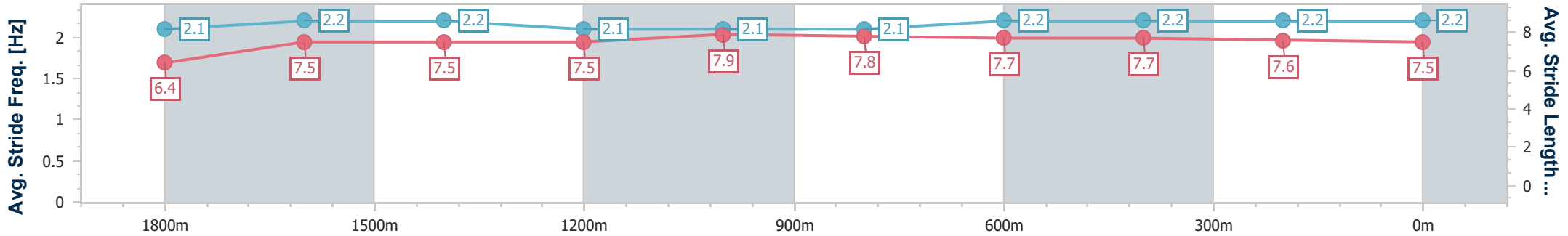
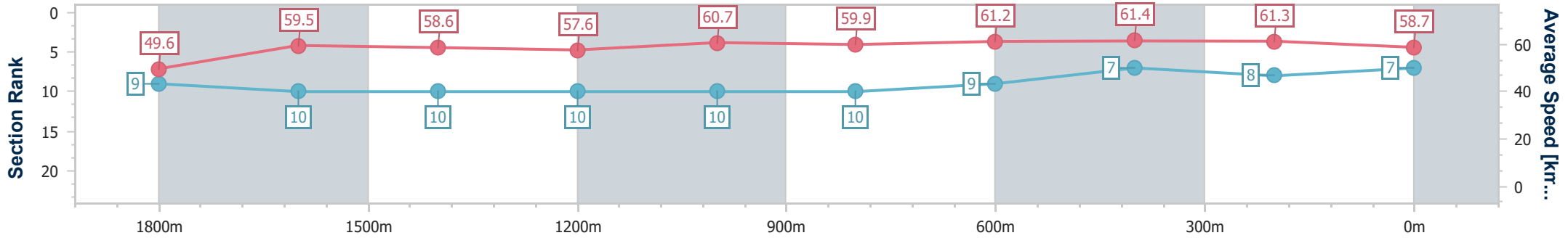
**Doomben QLD Professional**  
**Race 4: MEKKA RACEDAY 17 AUGUST BENCHMARK 70**  
**Handicap - 2020m**  
 27 July 2024 - 13:48



BRISBANE  
RACING CLUB

Track Rating: Good 4, Weather: Fine, Rail Position: +2.5m Entire

Section	Overall	1800m	1600m	1400m	1200m	1000m	800m	600m	400m	200m
Section Times	2:04.51 [7] (0:15.99)	1:48.52 [9] (0:11.98)	1:36.54 [10] (0:12.21)	1:24.33 [10] (0:12.58)	1:11.75 [10] (0:11.86)	0:59.89 [10] (0:12.10)	0:47.79 [10] (0:11.90)	0:35.89 [9] (0:11.84)	0:24.05 [7] (0:11.79)	0:12.26 [8] (0:12.26)
Average Speed [km/h]	49.6	59.5	58.6	57.6	60.7	59.9	61.2	61.4	61.3	58.7
Top Speed [km/h]	62.3	61.0	61.2	59.5	61.7	61.4	61.7	61.8	63.0	62.8
Avg. Dist. to Rail [m]	1.5	1.6	1.1	0.6	2.0	2.7	2.7	1.6	3.5	6.6
Avg. Stride Freq. [Hz]	2.1	2.2	2.2	2.1	2.1	2.1	2.2	2.2	2.2	2.2
Avg. Stride Length [m]	6.4	7.5	7.5	7.5	7.9	7.8	7.7	7.7	7.6	7.5



- [ ] Ranking at each section and finish
- .-.- No data available at this section
- NA No data available



Horse/Jockey Name	Yangari
Final Rank	8
Fastest Section Time (Section)	0:11.58 (400m)
Top Speed [km/h] (Section)	62.9 (400m)
Race State	Finished



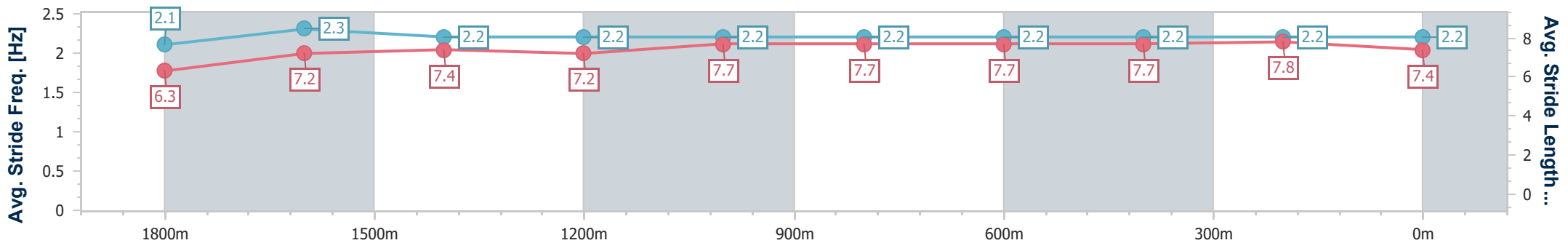
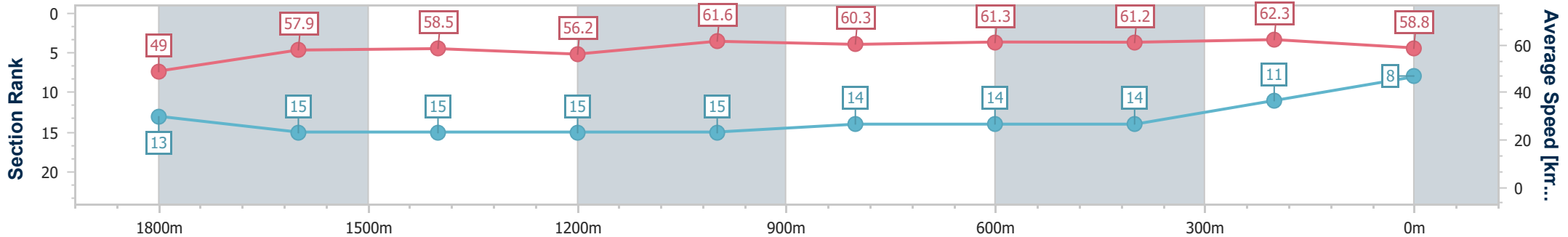
**Doomben QLD Professional**  
**Race 4: MEKKA RACEDAY 17 AUGUST BENCHMARK 70**  
**Handicap - 2020m**  
 27 July 2024 - 13:48



BRISBANE  
RACING CLUB

Track Rating: Good 4, Weather: Fine, Rail Position: +2.5m Entire

Section	Overall	1800m	1600m	1400m	1200m	1000m	800m	600m	400m	200m
Section Times	2:04.70 [8] (0:16.24)	1:48.46 [13] (0:12.34)	1:36.12 [15] (0:12.25)	1:23.87 [15] (0:12.80)	1:11.07 [15] (0:11.70)	0:59.37 [15] (0:11.98)	0:47.39 [14] (0:11.75)	0:35.64 [14] (0:11.80)	0:23.84 [14] (0:11.58)	0:12.26 [11] (0:12.26)
Average Speed [km/h]	49.0	57.9	58.5	56.2	61.6	60.3	61.3	61.2	62.3	58.8
Top Speed [km/h]	61.5	60.2	60.2	59.7	62.8	60.9	62.2	61.9	62.9	61.0
Avg. Dist. to Rail [m]	7.2	0.8	1.3	0.7	1.8	1.5	0.8	0.6	0.4	1.0
Avg. Stride Freq. [Hz]	2.1	2.3	2.2	2.2	2.2	2.2	2.2	2.2	2.2	2.2
Avg. Stride Length [m]	6.3	7.2	7.4	7.2	7.7	7.7	7.7	7.7	7.8	7.4



- [ ] Ranking at each section and finish
- .-.- No data available at this section
- NA No data available



Horse/Jockey Name	Flash Prince
Final Rank	9
Fastest Section Time (Section)	0:11.86 (800m)
Top Speed [km/h] (Section)	62.4 (1200m)
Race State	Finished



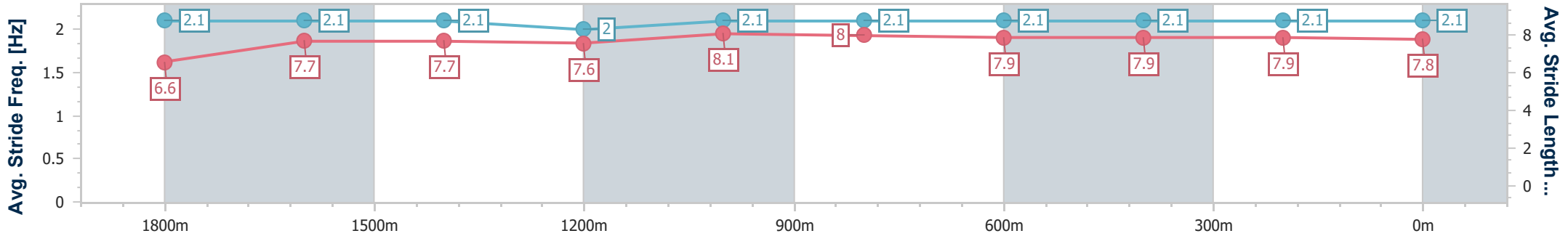
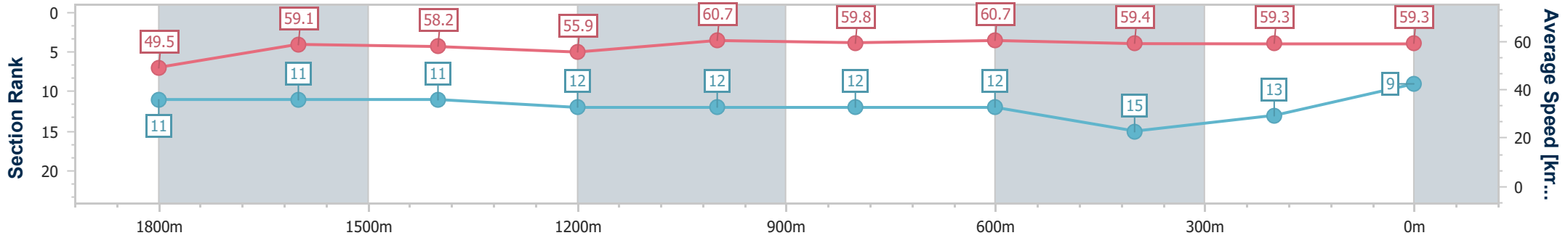
**Doomben QLD Professional**  
**Race 4: MEKKA RACEDAY 17 AUGUST BENCHMARK 70**  
**Handicap - 2020m**  
 27 July 2024 - 13:48



BRISBANE  
RACING CLUB

Track Rating: Good 4, Weather: Fine, Rail Position: +2.5m Entire

Section	Overall	1800m	1600m	1400m	1200m	1000m	800m	600m	400m	200m
Section Times	2:05.12 [9] (0:16.01)	1:49.11 [11] (0:11.99)	1:37.12 [11] (0:12.19)	1:24.93 [11] (0:12.87)	1:12.06 [12] (0:11.89)	1:00.17 [12] (0:12.05)	0:48.12 [12] (0:11.86)	0:36.26 [12] (0:12.05)	0:24.21 [15] (0:12.10)	0:12.11 [13] (0:12.11)
Average Speed [km/h]	49.5	59.1	58.2	55.9	60.7	59.8	60.7	59.4	59.3	59.3
Top Speed [km/h]	61.1	61.6	60.1	58.7	62.4	61.2	61.9	60.7	60.7	60.9
Avg. Dist. to Rail [m]	1.5	2.9	2.8	0.4	0.6	0.7	0.2	0.7	1.5	0.7
Avg. Stride Freq. [Hz]	2.1	2.1	2.1	2.0	2.1	2.1	2.1	2.1	2.1	2.1
Avg. Stride Length [m]	6.6	7.7	7.7	7.6	8.1	8.0	7.9	7.9	7.9	7.8



- [ ] Ranking at each section and finish
- .-.- No data available at this section
- NA No data available



Horse/Jockey Name	Phaistos
Final Rank	10
Fastest Section Time (Section)	0:11.60 (600m)
Top Speed [km/h] (Section)	63.6 (400m)
Race State	Finished



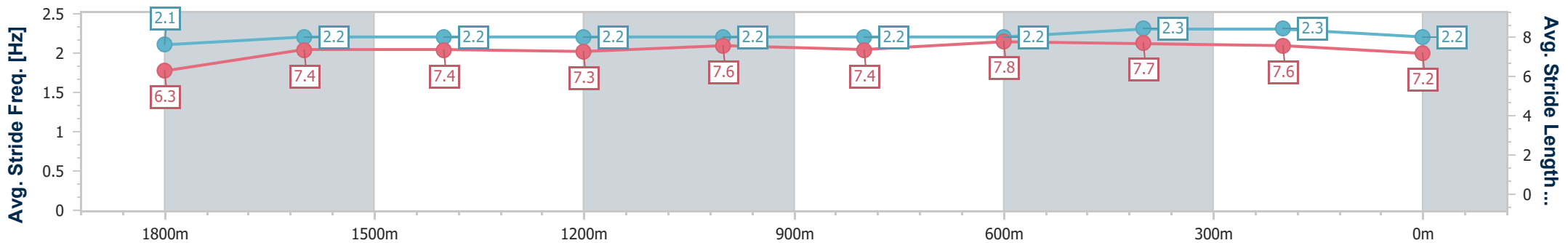
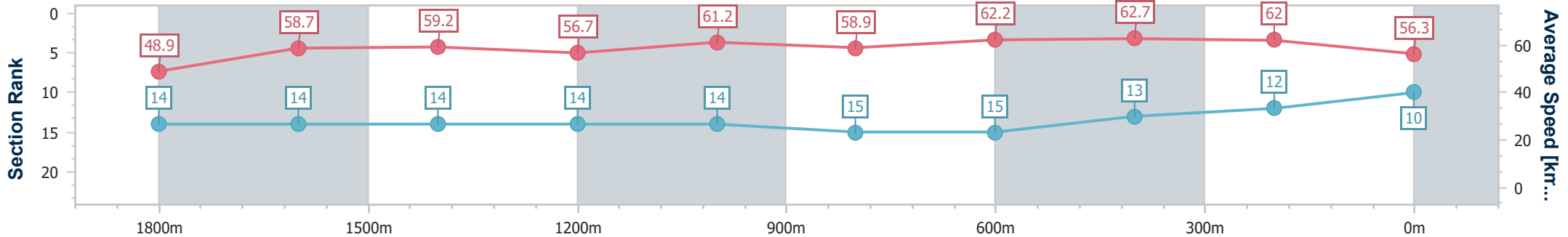
**Doomben QLD Professional**  
**Race 4: MEKKA RACEDAY 17 AUGUST BENCHMARK 70**  
**Handicap - 2020m**  
 27 July 2024 - 13:48



**BRISBANE**  
 RACING CLUB

Track Rating: Good 4, Weather: Fine, Rail Position: +2.5m Entire

Section	Overall	1800m	1600m	1400m	1200m	1000m	800m	600m	400m	200m
Section Times	2:05.21 [10] (0:16.26)	1:48.95 [14] (0:12.30)	1:36.65 [14] (0:12.17)	1:24.48 [14] (0:12.79)	1:11.69 [14] (0:11.78)	0:59.91 [14] (0:12.24)	0:47.67 [15] (0:11.66)	0:36.01 [15] (0:11.60)	0:24.41 [13] (0:11.65)	0:12.76 [12] (0:12.76)
Average Speed [km/h]	48.9	58.7	59.2	56.7	61.2	58.9	62.2	62.7	62.0	56.3
Top Speed [km/h]	62.1	61.6	61.5	60.0	61.9	61.0	62.9	63.3	63.6	59.2
Avg. Dist. to Rail [m]	10.5	1.0	0.4	1.0	2.5	1.9	0.9	2.0	3.1	5.9
Avg. Stride Freq. [Hz]	2.1	2.2	2.2	2.2	2.2	2.2	2.2	2.3	2.3	2.2
Avg. Stride Length [m]	6.3	7.4	7.4	7.3	7.6	7.4	7.8	7.7	7.6	7.2



- [ ] Ranking at each section and finish
- .-.- No data available at this section
- NA No data available



Horse/Jockey Name	Word From Above
Final Rank	11
Fastest Section Time (Section)	0:11.54 (1800m)
Top Speed [km/h] (Section)	64.9 (Overall)
Race State	Finished



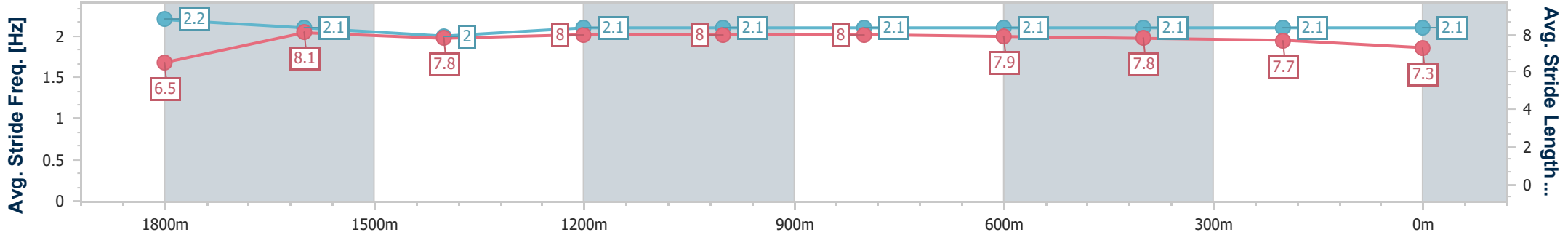
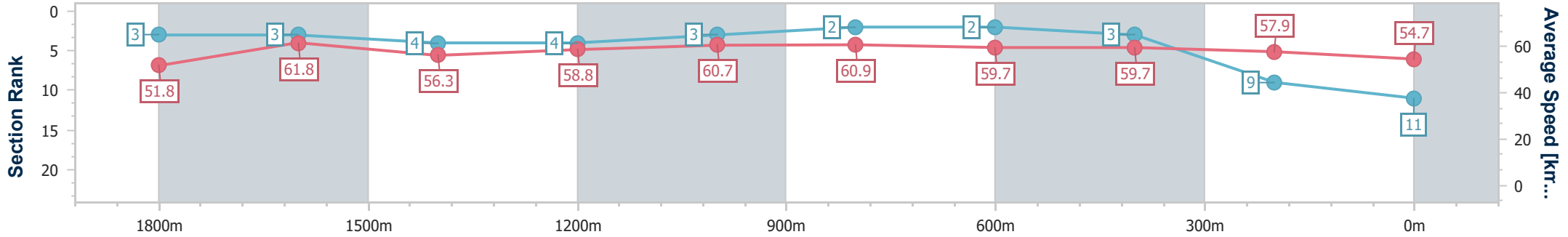
**Doomben QLD Professional**  
**Race 4: MEKKA RACEDAY 17 AUGUST BENCHMARK 70**  
**Handicap - 2020m**  
 27 July 2024 - 13:48



BRISBANE  
RACING CLUB

Track Rating: Good 4, Weather: Fine, Rail Position: +2.5m Entire

Section	Overall	1800m	1600m	1400m	1200m	1000m	800m	600m	400m	200m
Section Times	2:05.46 [11] (0:15.31)	1:50.15 [3] (0:11.54)	1:38.61 [3] (0:12.68)	1:25.93 [4] (0:12.37)	1:13.56 [4] (0:11.87)	1:01.69 [3] (0:11.89)	0:49.80 [2] (0:12.16)	0:37.64 [2] (0:12.05)	0:25.59 [3] (0:12.39)	0:13.20 [9] (0:13.20)
Average Speed [km/h]	51.8	61.8	56.3	58.8	60.7	60.9	59.7	59.7	57.9	54.7
Top Speed [km/h]	64.9	63.8	59.4	60.3	61.9	61.5	60.8	60.1	59.5	56.2
Avg. Dist. to Rail [m]	3.4	1.4	1.8	1.2	2.6	2.1	1.3	0.4	1.0	3.5
Avg. Stride Freq. [Hz]	2.2	2.1	2.0	2.1	2.1	2.1	2.1	2.1	2.1	2.1
Avg. Stride Length [m]	6.5	8.1	7.8	8.0	8.0	8.0	7.9	7.8	7.7	7.3



- [ ] Ranking at each section and finish
- .-.- No data available at this section
- NA No data available



Horse/Jockey Name	Motell
Final Rank	12
Fastest Section Time (Section)	0:11.33 (1800m)
Top Speed [km/h] (Section)	65.8 (Overall)
Race State	Finished



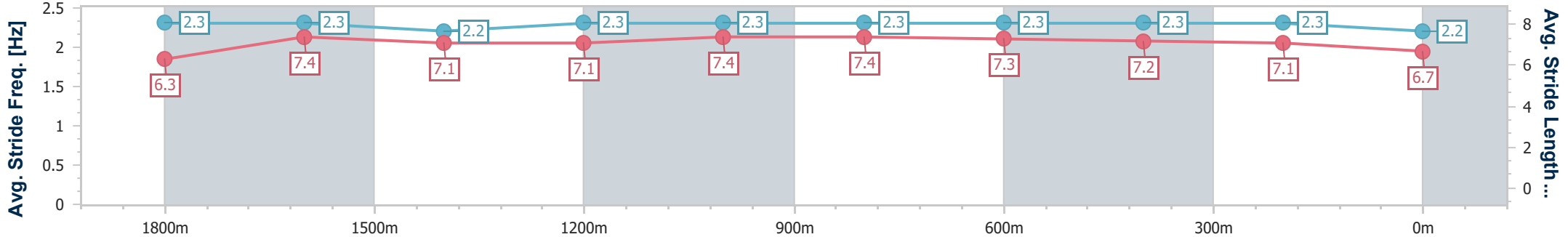
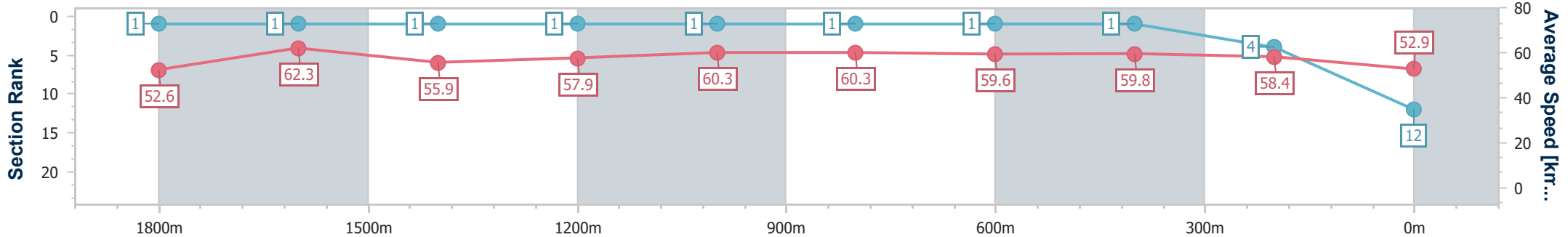
**Doomben QLD Professional**  
**Race 4: MEKKA RACEDAY 17 AUGUST BENCHMARK 70**  
**Handicap - 2020m**  
 27 July 2024 - 13:48



BRISBANE  
RACING CLUB

Track Rating: Good 4, Weather: Fine, Rail Position: +2.5m Entire

Section	Overall	1800m	1600m	1400m	1200m	1000m	800m	600m	400m	200m
Section Times	2:05.66 [12] (0:15.12)	1:50.54 [1] (0:11.33)	1:39.21 [1] (0:12.77)	1:26.44 [1] (0:12.38)	1:14.06 [1] (0:11.94)	1:02.12 [1] (0:12.02)	0:50.10 [1] (0:12.13)	0:37.97 [1] (0:12.07)	0:25.90 [1] (0:12.24)	0:13.66 [4] (0:13.66)
Average Speed [km/h]	52.6	62.3	55.9	57.9	60.3	60.3	59.6	59.8	58.4	52.9
Top Speed [km/h]	65.8	65.3	58.1	60.0	61.1	61.5	60.1	60.6	59.9	56.7
Avg. Dist. to Rail [m]	2.3	2.7	2.7	0.9	1.3	1.3	1.3	0.6	1.3	0.6
Avg. Stride Freq. [Hz]	2.3	2.3	2.2	2.3	2.3	2.3	2.3	2.3	2.3	2.2
Avg. Stride Length [m]	6.3	7.4	7.1	7.1	7.4	7.4	7.3	7.2	7.1	6.7



- [ ] Ranking at each section and finish
- .-.- No data available at this section
- NA No data available





Horse/Jockey Name	Iron Grace
Final Rank	13
Fastest Section Time (Section)	0:11.34 (1800m)
Top Speed [km/h] (Section)	66.6 (1800m)
Race State	Finished



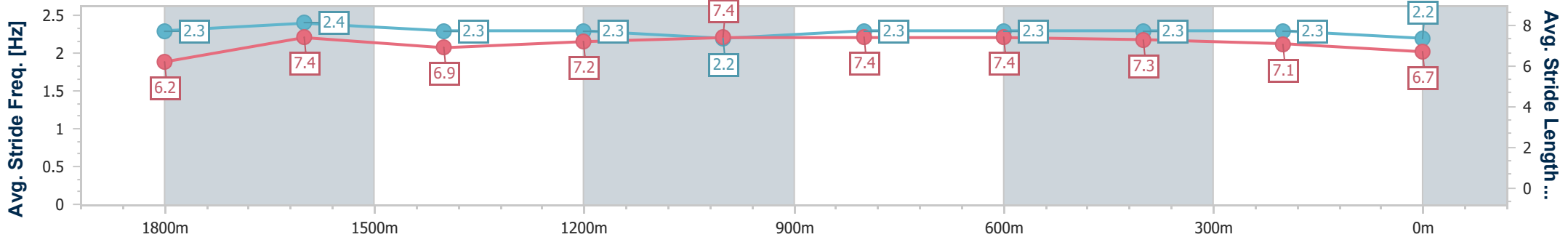
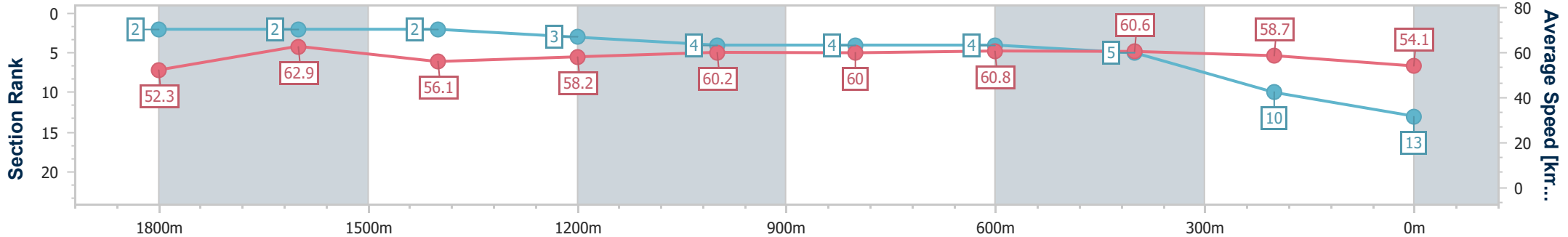
**Doomben QLD Professional**  
**Race 4: MEKKA RACEDAY 17 AUGUST BENCHMARK 70**  
**Handicap - 2020m**  
 27 July 2024 - 13:48



BRISBANE  
RACING CLUB

Track Rating: Good 4, Weather: Fine, Rail Position: +2.5m Entire

Section	Overall	1800m	1600m	1400m	1200m	1000m	800m	600m	400m	200m
Section Times	2:05.71 [13] (0:15.16)	1:50.55 [2] (0:11.34)	1:39.21 [2] (0:12.80)	1:26.41 [2] (0:12.51)	1:13.90 [3] (0:12.01)	1:01.89 [4] (0:12.08)	0:49.81 [4] (0:12.18)	0:37.63 [4] (0:12.03)	0:25.60 [5] (0:12.28)	0:13.32 [10] (0:13.32)
Average Speed [km/h]	52.3	62.9	56.1	58.2	60.2	60.0	60.8	60.6	58.7	54.1
Top Speed [km/h]	66.6	66.6	59.8	60.1	60.7	61.3	61.4	61.6	60.1	57.1
Avg. Dist. to Rail [m]	4.2	1.6	0.7	1.9	4.0	3.9	4.5	2.0	2.8	3.7
Avg. Stride Freq. [Hz]	2.3	2.4	2.3	2.3	2.2	2.3	2.3	2.3	2.3	2.2
Avg. Stride Length [m]	6.2	7.4	6.9	7.2	7.4	7.4	7.4	7.3	7.1	6.7



- [ ] Ranking at each section and finish
- .-.- No data available at this section
- NA No data available



Horse/Jockey Name	Bluestone Lane
Final Rank	14
Fastest Section Time (Section)	0:11.58 (1800m)
Top Speed [km/h] (Section)	63.6 (1800m)
Race State	Finished



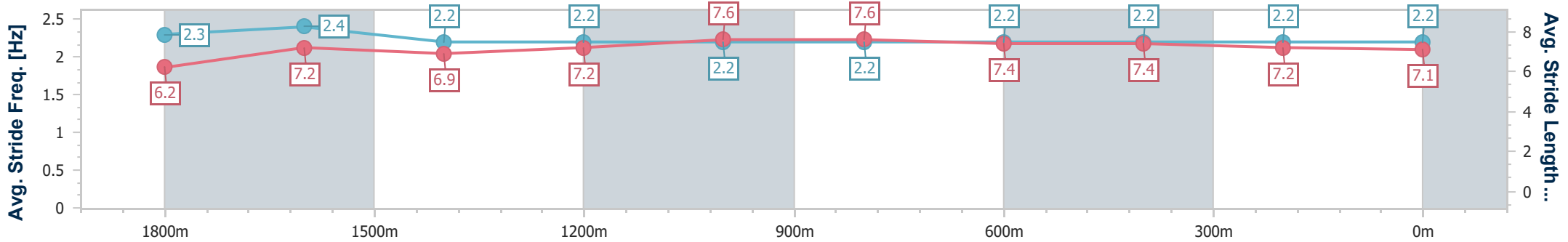
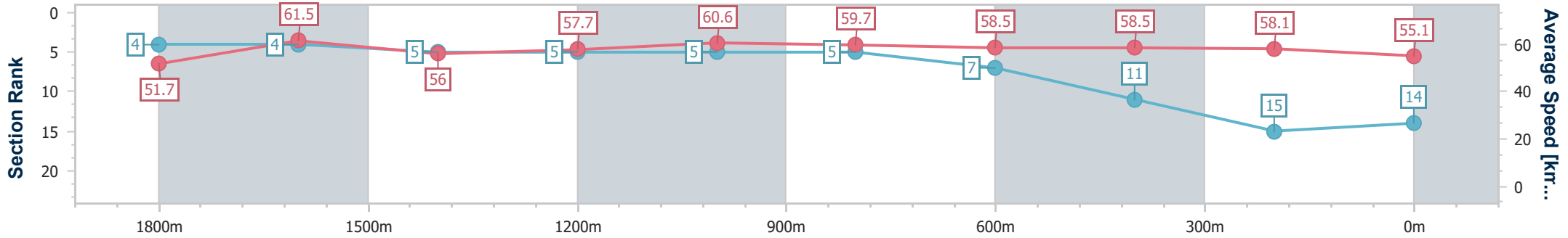
**Doomben QLD Professional**  
**Race 4: MEKKA RACEDAY 17 AUGUST BENCHMARK 70**  
**Handicap - 2020m**  
 27 July 2024 - 13:48



BRISBANE  
RACING CLUB

Track Rating: Good 4, Weather: Fine, Rail Position: +2.5m Entire

Section	Overall	1800m	1600m	1400m	1200m	1000m	800m	600m	400m	200m
Section Times	2:06.14 [14] (0:15.35)	1:50.79 [4] (0:11.58)	1:39.21 [4] (0:12.70)	1:26.51 [5] (0:12.43)	1:14.08 [5] (0:11.86)	1:02.22 [5] (0:12.13)	0:50.09 [5] (0:12.36)	0:37.73 [7] (0:12.29)	0:25.44 [11] (0:12.33)	0:13.11 [15] (0:13.11)
Average Speed [km/h]	51.7	61.5	56.0	57.7	60.6	59.7	58.5	58.5	58.1	55.1
Top Speed [km/h]	63.4	63.6	59.9	60.5	61.3	60.3	59.4	59.4	58.8	58.7
Avg. Dist. to Rail [m]	1.4	2.2	2.3	1.0	1.1	1.3	1.1	0.7	0.9	3.0
Avg. Stride Freq. [Hz]	2.3	2.4	2.2	2.2	2.2	2.2	2.2	2.2	2.2	2.2
Avg. Stride Length [m]	6.2	7.2	6.9	7.2	7.6	7.6	7.4	7.4	7.2	7.1



- [ ] Ranking at each section and finish
- .-.- No data available at this section
- NA No data available



Horse/Jockey Name	Drops From The Sky
Final Rank	15
Fastest Section Time (Section)	0:11.55 (1800m)
Top Speed [km/h] (Section)	63.7 (1800m)
Race State	Finished



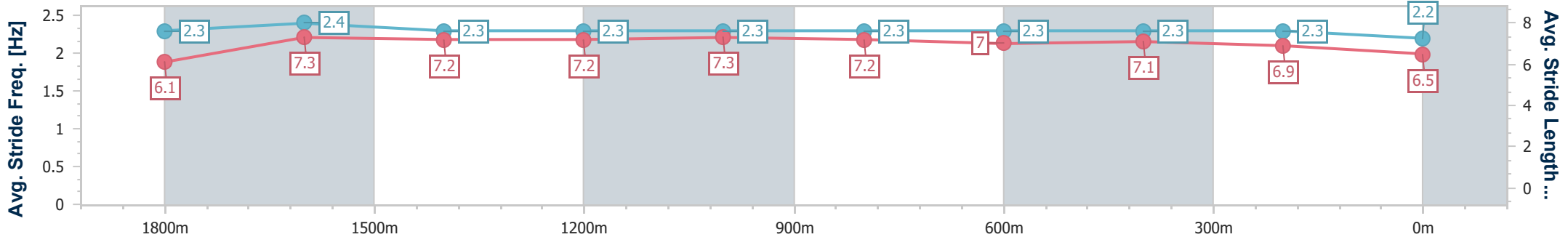
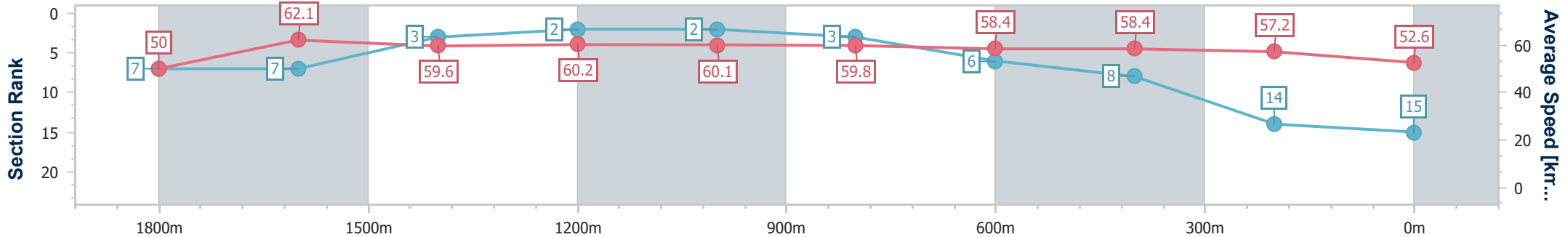
Doomben QLD Professional  
 Race 4: MEKKA RACEDAY 17 AUGUST BENCHMARK 70  
 Handicap - 2020m  
 27 July 2024 - 13:48



BRISBANE  
 RACING CLUB

Track Rating: Good 4, Weather: Fine, Rail Position: +2.5m Entire

Section	Overall	1800m	1600m	1400m	1200m	1000m	800m	600m	400m	200m
Section Times	2:06.69 [15] (0:15.86)	1:50.83 [7] (0:11.55)	1:39.28 [7] (0:12.07)	1:27.21 [3] (0:12.14)	1:15.07 [2] (0:12.00)	1:03.07 [2] (0:12.14)	0:50.93 [3] (0:12.46)	0:38.47 [6] (0:12.27)	0:26.20 [8] (0:12.54)	0:13.66 [14] (0:13.66)
Average Speed [km/h]	50.0	62.1	59.6	60.2	60.1	59.8	58.4	58.4	57.2	52.6
Top Speed [km/h]	63.0	63.7	61.3	61.2	61.0	60.5	59.8	59.6	58.3	55.8
Avg. Dist. to Rail [m]	6.6	0.6	0.9	2.3	3.5	3.0	2.1	0.9	1.6	1.0
Avg. Stride Freq. [Hz]	2.3	2.4	2.3	2.3	2.3	2.3	2.3	2.3	2.3	2.2
Avg. Stride Length [m]	6.1	7.3	7.2	7.2	7.3	7.2	7.0	7.1	6.9	6.5



- [ ] Ranking at each section and finish
- .-.- No data available at this section
- NA No data available