



Doomben QLD Professional

Race 6: BECOME A BRC MEMBER BENCHMARK 90 Handicap - 2020m

27 July 2024 - 15:02



BRISBANE
RACING CLUB

Track Rating: Good 4, Weather: Fine, Rail Position: +2.5m Entire

Section		Overall	1800m	1600m	1400m	1200m	1000m	800m	Last 600m				
Field Times		2:02.90 (0:15.11)	1:47.79 (0:11.02)	1:36.77 (0:11.69)	1:25.08 (0:12.14)	1:12.94 (0:12.13)	1:00.81 (0:12.31)	0:48.50 (0:12.28)	0:36.22				
Rank	TAB Horse/Jockey	Barrier	Top Speed [km/h]	Fastest Section									Distance Travelled [m]
1	10 ROGUE BEAR Andrew Mallyon	8	65.1 400m	0:11.28 1800m	2:02.90 [1] (0:15.92)	1:46.98 [12] (0:11.28)	1:35.70 [12] (0:11.56)	1:24.14 [12] (0:12.28)	1:11.86 [11] (0:12.15)	0:59.71 [11] (0:12.43)	0:47.28 [11] (0:12.22)	0:35.06	
2	6 CABOCHE James Orman	5	66.3 Overall	0:11.20 1800m	2:03.20 [2] (0:15.56)	1:47.64 [9] (0:11.20)	1:36.44 [9] (0:11.63)	1:24.81 [9] (0:12.51)	1:12.30 [10] (0:12.23)	1:00.07 [10] (0:12.45)	0:47.62 [10] (0:12.11)	0:35.51	+4
3	3 LORD ARDMORE Michael Rodd	2	65.4 Overall	0:11.17 1800m	2:03.28 [3] (0:15.28)	1:48.00 [5] (0:11.17)	1:36.83 [5] (0:11.62)	1:25.21 [4] (0:12.20)	1:13.01 [4] (0:12.16)	1:00.85 [4] (0:12.48)	0:48.37 [4] (0:12.38)	0:35.99	-1
4	1 SNEAK PREVIEW Ryan Maloney	7	65.1 1800m	0:11.27 1800m	2:03.43 [4] (0:15.69)	1:47.74 [11] (0:11.27)	1:36.47 [11] (0:11.63)	1:24.84 [11] (0:12.46)	1:12.38 [12] (0:12.22)	1:00.16 [12] (0:12.40)	0:47.76 [12] (0:12.22)	0:35.54	+6
5	9 TIDAL CREEK Jake Bayliss	15	67.5 1800m	0:11.11 1800m	2:03.56 [5] (0:15.27)	1:48.29 [4] (0:11.11)	1:37.18 [3] (0:11.54)	1:25.64 [3] (0:12.17)	1:13.47 [2] (0:12.19)	1:01.28 [3] (0:12.27)	0:49.01 [2] (0:12.39)	0:36.62	+12
6	8 PORT PHILIP Boris Thornton	13	63.5 1800m	0:11.52 1800m	2:03.60 [6] (0:15.96)	1:47.64 [13] (0:11.52)	1:36.12 [13] (0:11.58)	1:24.54 [13] (0:12.25)	1:12.29 [13] (0:12.15)	1:00.14 [13] (0:12.32)	0:47.82 [13] (0:12.29)	0:35.53	+0
7	2 EAGLEMONT Emily Lang	10	63.8 800m	0:11.57 1800m	2:03.66 [7] (0:16.29)	1:47.37 [14] (0:11.57)	1:35.80 [14] (0:11.64)	1:24.16 [14] (0:11.88)	1:12.28 [14] (0:12.23)	1:00.05 [14] (0:12.33)	0:47.72 [14] (0:12.19)	0:35.53	+7
8	12 THE RIGHT WAY Tahlia Fenlon	12	67.1 Overall	0:11.33 1800m	2:03.72 [8] (0:15.33)	1:48.39 [6] (0:11.33)	1:37.06 [7] (0:11.48)	1:25.58 [6] (0:12.11)	1:13.47 [3] (0:11.84)	1:01.63 [1] (0:12.31)	0:49.32 [1] (0:12.28)	0:37.04	-2
9	11 COCOBREW EXPRESS Nikita Beriman	11	67.0 1800m	0:11.00 1800m	2:03.87 [9] (0:15.14)	1:48.73 [2] (0:11.00)	1:37.73 [2] (0:11.75)	1:25.98 [2] (0:12.38)	1:13.60 [5] (0:12.20)	1:01.40 [5] (0:12.45)	0:48.95 [5] (0:12.25)	0:36.70	+6
10	5 AVENUE OF STARS Jag Guthmann-Chester	3	66.0 Overall	0:11.25 1800m	2:03.99 [10] (0:15.56)	1:48.43 [10] (0:11.25)	1:37.18 [10] (0:11.61)	1:25.57 [10] (0:12.30)	1:13.27 [8] (0:12.14)	1:01.13 [8] (0:12.33)	0:48.80 [8] (0:12.39)	0:36.41	-1

Scratched: Caprice Des Dieux (#7)

Report Created: Sat 27 July 2024 15:17 GMT+10 (Note: Timing is based on position data)

Page 1/18

[] Ranking at each section and finish
 -:-:- No data available at this section
 NA No data available

SCN Saddle cloth number
 DNF Did not finish
 DNT Did not track

data processed by TRIPLESDATA



Doomben QLD Professional

Race 6: BECOME A BRC MEMBER BENCHMARK 90 Handicap - 2020m

27 July 2024 - 15:02



BRISBANE
RACING CLUB

Track Rating: Good 4, Weather: Fine, Rail Position: +2.5m Entire

Section	Overall	1800m	1600m	1400m	1200m	1000m	800m	Last 600m						
Field Times	2:02.90 (0:15.11)	1:47.79 (0:11.02)	1:36.77 (0:11.69)	1:25.08 (0:12.14)	1:12.94 (0:12.13)	1:00.81 (0:12.31)	0:48.50 (0:12.28)	0:36.22						
Rank	TAB	Horse/Jockey	Barrier	Top Speed [km/h]	Fastest Section									Distance Travelled [m]
11	14	TAVIS TOWN Karl Zechner	6	66.2 1800m	0:11.08 1800m	2:04.17 [11] (0:15.36)	1:48.81 [7] (0:11.08)	1:37.73 [4] (0:11.80)	1:25.93 [7] (0:12.38)	1:13.55 [7] (0:12.01)	1:01.54 [6] (0:12.42)	0:49.12 [6] (0:12.16)	0:36.96	+14
12	13	THOUGHT OF THAT Cejay Graham	4	67.0 Overall	0:11.25 1800m	2:04.56 [12] (0:15.24)	1:49.32 [3] (0:11.25)	1:38.07 [6] (0:11.64)	1:26.43 [5] (0:12.37)	1:14.06 [6] (0:12.21)	1:01.85 [7] (0:12.45)	0:49.40 [7] (0:12.24)	0:37.16	+9
13	15	SECURITY ADVISOR Melea Castle	14	66.2 1800m	0:11.21 1800m	2:04.70 [13] (0:15.51)	1:49.19 [8] (0:11.21)	1:37.98 [8] (0:11.61)	1:26.37 [8] (0:12.43)	1:13.94 [9] (0:12.28)	1:01.66 [9] (0:12.45)	0:49.21 [9] (0:12.20)	0:37.01	+17
14	4	MISSISSIPPI PRINCE Samantha Collett	1	65.4 1800m	0:11.02 1800m	2:04.77 [14] (0:15.11)	1:49.66 [1] (0:11.02)	1:38.64 [1] (0:11.69)	1:26.95 [1] (0:12.14)	1:14.81 [1] (0:12.22)	1:02.59 [2] (0:12.54)	0:50.05 [3] (0:12.40)	0:37.65	-7

Scratched: Caprice Des Dieux (#7)

[] Ranking at each section and finish
 -:-:- No data available at this section
 NA No data available

SCN Saddle cloth number
 DNF Did not finish
 DNT Did not track



Doomben QLD Professional

Race 6: BECOME A BRC MEMBER BENCHMARK 90 Handicap - 2020m

27 July 2024 - 15:02



BRISBANE
RACING CLUB

Track Rating: Good 4, Weather: Fine, Rail Position: +2.5m Entire

Section					600m	400m	200m				Last 600m
Field Times					0:36.22 (0:12.06)	0:24.16 (0:12.10)	0:12.06 (0:12.06)				0:36.22
Rank	TAB	Horse/Jockey	Barrier	Top Speed [km/h]	Fastest Section	Margin			Distance Travelled [m]		
1	10	ROGUE BEAR Andrew Mallyon	8	65.1 400m	0:11.28 1800m	0:35.06 [11] (0:11.79)	0:23.27 [8] (0:11.33)	0:11.94 [3] (0:11.94)	2:02.90		0:35.06
2	6	CABOCHE James Orman	5	66.3 Overall	0:11.20 1800m	0:35.51 [9] (0:11.82)	0:23.69 [7] (0:11.46)	0:12.23 [4] (0:12.23)	1.77L		0:35.51 +4
3	3	LORD ARDMORE Michael Rodd	2	65.4 Overall	0:11.17 1800m	0:35.99 [6] (0:12.06)	0:23.93 [6] (0:11.84)	0:12.09 [6] (0:12.09)	2.23L		0:35.99 -1
4	1	SNEAK PREVIEW Ryan Maloney	7	65.1 1800m	0:11.27 1800m	0:35.54 [12] (0:11.93)	0:23.61 [11] (0:11.56)	0:12.05 [9] (0:12.05)	3.11L		0:35.54 +6
5	9	TIDAL CREEK Jake Bayliss	15	67.5 1800m	0:11.11 1800m	0:36.62 [2] (0:12.19)	0:24.43 [2] (0:11.77)	0:12.66 [2] (0:12.66)	3.89L		0:36.62 +12
6	8	PORT PHILIP Boris Thornton	13	63.5 1800m	0:11.52 1800m	0:35.53 [13] (0:11.78)	0:23.75 [12] (0:11.70)	0:12.05 [11] (0:12.05)	4.11L		0:35.53 +0
7	2	EAGLEMONT Emily Lang	10	63.8 800m	0:11.57 1800m	0:35.53 [14] (0:11.95)	0:23.58 [14] (0:11.61)	0:11.97 [13] (0:11.97)	4.5L		0:35.53 +7
8	12	THE RIGHT WAY Tahlia Fenlon	12	67.1 Overall	0:11.33 1800m	0:37.04 [1] (0:12.06)	0:24.98 [1] (0:12.10)	0:12.88 [1] (0:12.88)	4.81L		0:37.04 -2
9	11	COCOBREW EXPRESS Nikita Beriman	11	67.0 1800m	0:11.00 1800m	0:36.70 [4] (0:12.03)	0:24.67 [4] (0:11.92)	0:12.75 [5] (0:12.75)	5.72L		0:36.70 +6
10	5	AVENUE OF STARS Jag Guthmann-Chester	3	66.0 Overall	0:11.25 1800m	0:36.41 [8] (0:12.12)	0:24.29 [10] (0:11.77)	0:12.52 [10] (0:12.52)	6.4L		0:36.41 -1

Scratched: Caprice Des Dieux (#7)



Doomben QLD Professional

Race 6: BECOME A BRC MEMBER BENCHMARK 90 Handicap - 2020m

27 July 2024 - 15:02



BRISBANE
RACING CLUB

Track Rating: Good 4, Weather: Fine, Rail Position: +2.5m Entire

Section				600m	400m	200m			Last 600m		
Field Times				0:36.22 (0:12.06)	0:24.16 (0:12.10)	0:12.06 (0:12.06)			0:36.22		
Rank	TAB	Horse/Jockey	Barrier	Top Speed [km/h]	Fastest Section	Margin			Distance Travelled [m]		
11	14	TAVIS TOWN Karl Zechner	6	66.2 1800m	0:11.08 1800m	0:36.96 [5] (0:12.00)	0:24.96 [5] (0:12.00)	0:12.96 [7] (0:12.96)	7.49L	0:36.96	+14
12	13	THOUGHT OF THAT Cejay Graham	4	67.0 Overall	0:11.25 1800m	0:37.16 [7] (0:12.26)	0:24.90 [9] (0:11.99)	0:12.91 [12] (0:12.91)	9.79L	0:37.16	+9
13	15	SECURITY ADVISOR Melea Castle	14	66.2 1800m	0:11.21 1800m	0:37.01 [10] (0:12.23)	0:24.78 [13] (0:12.13)	0:12.65 [14] (0:12.65)	10.58L	0:37.01	+17
14	4	MISSISSIPPI PRINCE Samantha Collett	1	65.4 1800m	0:11.02 1800m	0:37.65 [3] (0:12.05)	0:25.60 [3] (0:12.13)	0:13.47 [8] (0:13.47)	10.99L	0:37.65	-7

Scratched: Caprice Des Dieux (#7)

[] Ranking at each section and finish
 -:-:-:- No data available at this section
 NA No data available

SCN Saddle cloth number
 DNF Did not finish
 DNT Did not track



Horse/Jockey Name	Rogue Bear
Final Rank	1
Fastest Section Time (Section)	0:11.28 (1800m)
Top Speed [km/h] (Section)	65.1 (400m)
Race State	Finished



Doomben QLD Professional
Race 6: BECOME A BRC MEMBER BENCHMARK 90 Handicap - 2020m

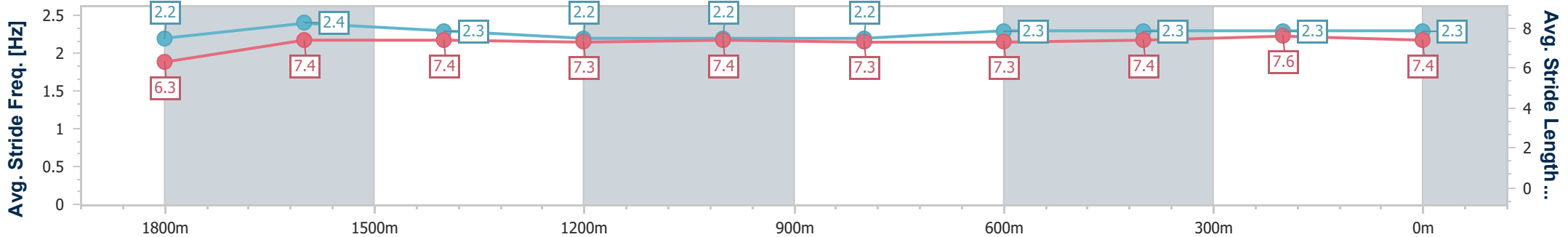
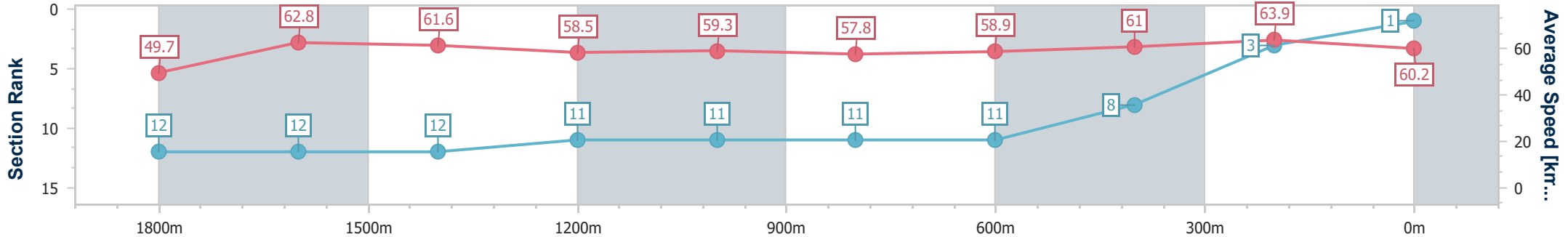


27 July 2024 - 15:02

BRISBANE RACING CLUB

Track Rating: Good 4, Weather: Fine, Rail Position: +2.5m Entire

Section	Overall	1800m	1600m	1400m	1200m	1000m	800m	600m	400m	200m
Section Times	2:02.90 [1] (0:15.92)	1:46.98 [12] (0:11.28)	1:35.70 [12] (0:11.56)	1:24.14 [12] (0:12.28)	1:11.86 [11] (0:12.15)	0:59.71 [11] (0:12.43)	0:47.28 [11] (0:12.22)	0:35.06 [11] (0:11.79)	0:23.27 [8] (0:11.33)	0:11.94 [3] (0:11.94)
Average Speed [km/h]	49.7	62.8	61.6	58.5	59.3	57.8	58.9	61.0	63.9	60.2
Top Speed [km/h]	63.6	64.7	62.7	62.2	60.2	60.2	61.7	62.7	65.1	63.6
Avg. Dist. to Rail [m]	3.1	2.8	2.3	0.6	0.9	0.9	0.6	0.6	3.4	6.0
Avg. Stride Freq. [Hz]	2.2	2.4	2.3	2.2	2.2	2.2	2.3	2.3	2.3	2.3
Avg. Stride Length [m]	6.3	7.4	7.4	7.3	7.4	7.3	7.3	7.4	7.6	7.4



- [] Ranking at each section and finish
- .-.- No data available at this section
- NA No data available



Horse/Jockey Name	Caboche
Final Rank	2
Fastest Section Time (Section)	0:11.20 (1800m)
Top Speed [km/h] (Section)	66.3 (Overall)
Race State	Finished



Doomben QLD Professional
Race 6: BECOME A BRC MEMBER BENCHMARK 90 Handicap - 2020m

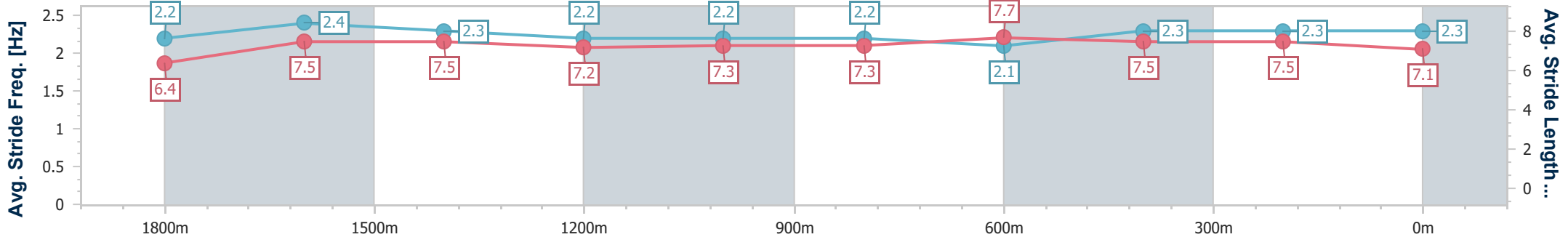
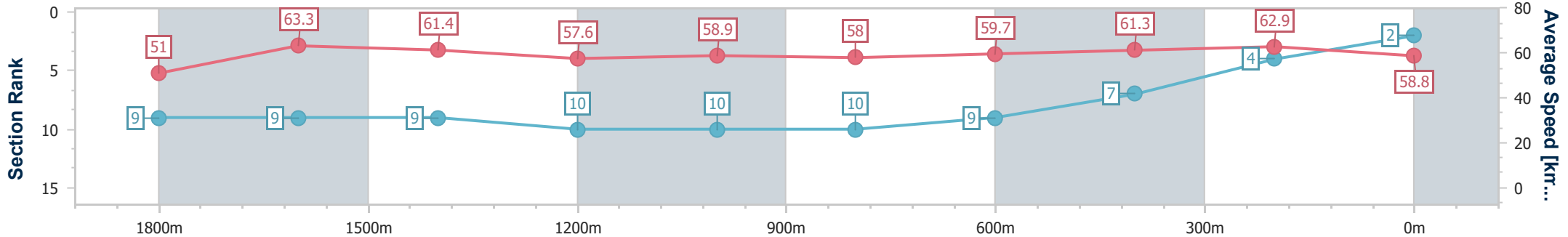


27 July 2024 - 15:02

BRISBANE RACING CLUB

Track Rating: Good 4, Weather: Fine, Rail Position: +2.5m Entire

Section	Overall	1800m	1600m	1400m	1200m	1000m	800m	600m	400m	200m
Section Times	2:03.20 [2] (0:15.56)	1:47.64 [9] (0:11.20)	1:36.44 [9] (0:11.63)	1:24.81 [9] (0:12.51)	1:12.30 [10] (0:12.23)	1:00.07 [10] (0:12.45)	0:47.62 [10] (0:12.11)	0:35.51 [9] (0:11.82)	0:23.69 [7] (0:11.46)	0:12.23 [4] (0:12.23)
Average Speed [km/h]	51.0	63.3	61.4	57.6	58.9	58.0	59.7	61.3	62.9	58.8
Top Speed [km/h]	66.3	66.2	63.7	59.1	59.9	59.6	63.6	62.5	64.6	63.0
Avg. Dist. to Rail [m]	1.8	2.8	1.6	0.9	1.7	1.1	0.9	1.4	2.6	5.0
Avg. Stride Freq. [Hz]	2.2	2.4	2.3	2.2	2.2	2.2	2.1	2.3	2.3	2.3
Avg. Stride Length [m]	6.4	7.5	7.5	7.2	7.3	7.3	7.7	7.5	7.5	7.1



- [] Ranking at each section and finish
- .-.- No data available at this section
- NA No data available



Horse/Jockey Name	Lord Ardmore
Final Rank	3
Fastest Section Time (Section)	0:11.17 (1800m)
Top Speed [km/h] (Section)	65.4 (Overall)
Race State	Finished



Doomben QLD Professional
Race 6: BECOME A BRC MEMBER BENCHMARK 90 Handicap - 2020m

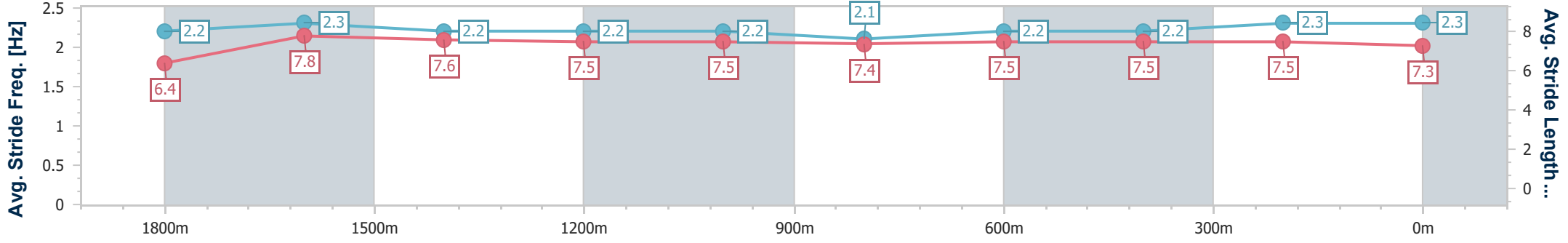
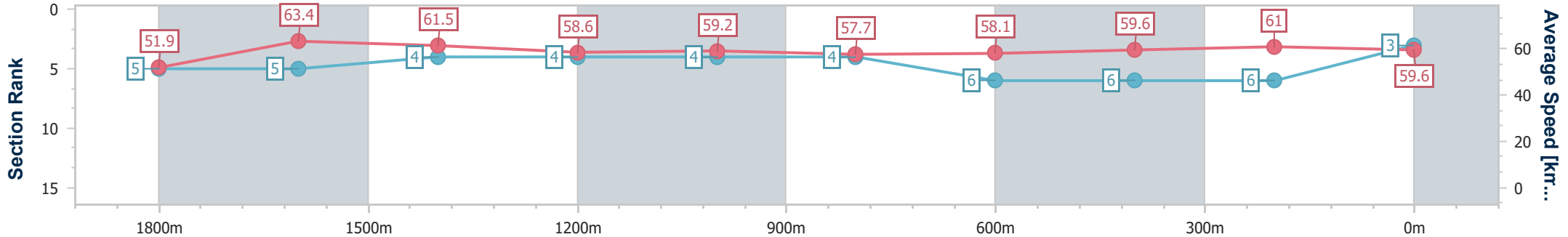


27 July 2024 - 15:02

BRISBANE RACING CLUB

Track Rating: Good 4, Weather: Fine, Rail Position: +2.5m Entire

Section	Overall	1800m	1600m	1400m	1200m	1000m	800m	600m	400m	200m
Section Times	2:03.28 [3] (0:15.28)	1:48.00 [5] (0:11.17)	1:36.83 [5] (0:11.62)	1:25.21 [4] (0:12.20)	1:13.01 [4] (0:12.16)	1:00.85 [4] (0:12.48)	0:48.37 [4] (0:12.38)	0:35.99 [6] (0:12.06)	0:23.93 [6] (0:11.84)	0:12.09 [6] (0:12.09)
Average Speed [km/h]	51.9	63.4	61.5	58.6	59.2	57.7	58.1	59.6	61.0	59.6
Top Speed [km/h]	65.4	65.1	63.0	59.1	60.2	58.9	59.0	60.7	62.0	61.5
Avg. Dist. to Rail [m]	1.1	2.2	2.3	0.9	0.2	0.2	0.2	0.3	2.4	5.3
Avg. Stride Freq. [Hz]	2.2	2.3	2.2	2.2	2.2	2.1	2.2	2.2	2.3	2.3
Avg. Stride Length [m]	6.4	7.8	7.6	7.5	7.5	7.4	7.5	7.5	7.5	7.3



- [] Ranking at each section and finish
- .-.- No data available at this section
- NA No data available



Horse/Jockey Name	Sneak Preview
Final Rank	4
Fastest Section Time (Section)	0:11.27 (1800m)
Top Speed [km/h] (Section)	65.1 (1800m)
Race State	Finished



Doomben QLD Professional
Race 6: BECOME A BRC MEMBER BENCHMARK 90 Handicap - 2020m

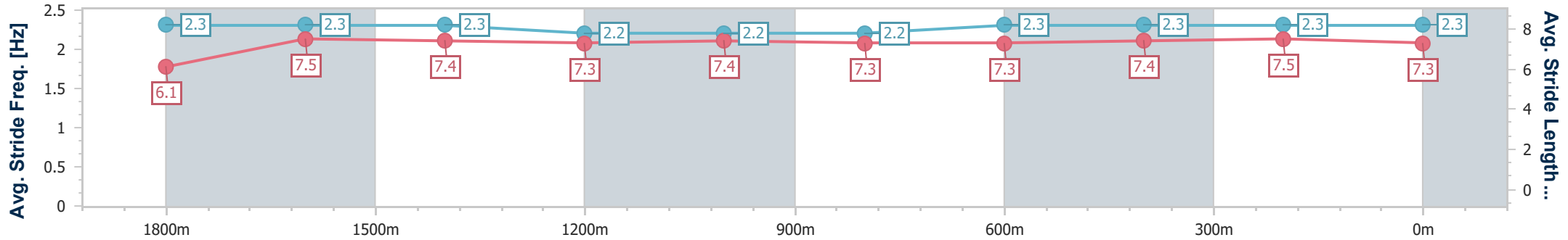
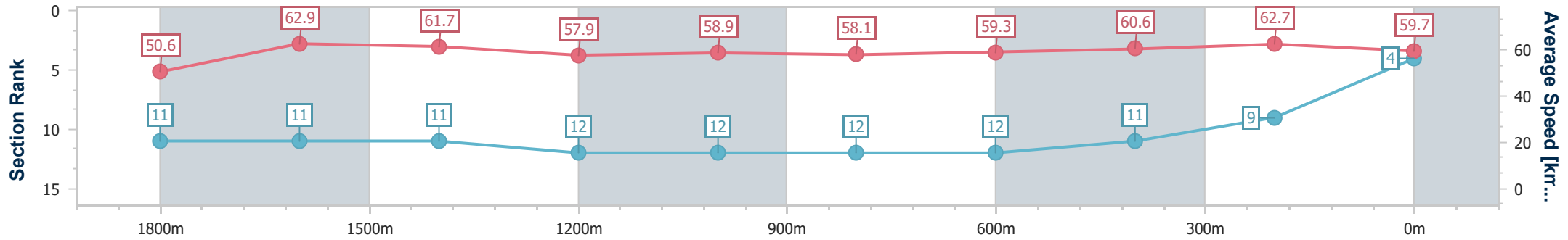


27 July 2024 - 15:02

BRISBANE RACING CLUB

Track Rating: Good 4, Weather: Fine, Rail Position: +2.5m Entire

Section	Overall	1800m	1600m	1400m	1200m	1000m	800m	600m	400m	200m
Section Times	2:03.43 [4] (0:15.69)	1:47.74 [11] (0:11.27)	1:36.47 [11] (0:11.63)	1:24.84 [11] (0:12.46)	1:12.38 [12] (0:12.22)	1:00.16 [12] (0:12.40)	0:47.76 [12] (0:12.22)	0:35.54 [12] (0:11.93)	0:23.61 [11] (0:11.56)	0:12.05 [9] (0:12.05)
Average Speed [km/h]	50.6	62.9	61.7	57.9	58.9	58.1	59.3	60.6	62.7	59.7
Top Speed [km/h]	64.3	65.1	62.0	60.6	59.4	59.7	62.2	61.6	63.6	62.2
Avg. Dist. to Rail [m]	3.0	2.0	1.3	0.6	1.3	1.0	1.0	1.0	3.8	6.7
Avg. Stride Freq. [Hz]	2.3	2.3	2.3	2.2	2.2	2.2	2.3	2.3	2.3	2.3
Avg. Stride Length [m]	6.1	7.5	7.4	7.3	7.4	7.3	7.3	7.4	7.5	7.3



- [] Ranking at each section and finish
- .-.- No data available at this section
- NA No data available



Horse/Jockey Name	Tidal Creek
Final Rank	5
Fastest Section Time (Section)	0:11.11 (1800m)
Top Speed [km/h] (Section)	67.5 (1800m)
Race State	Finished



Doomben QLD Professional
Race 6: BECOME A BRC MEMBER BENCHMARK 90 Handicap - 2020m

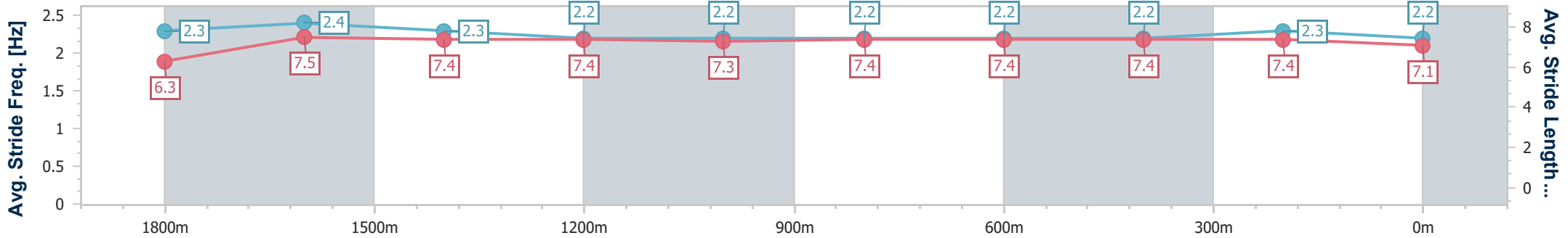
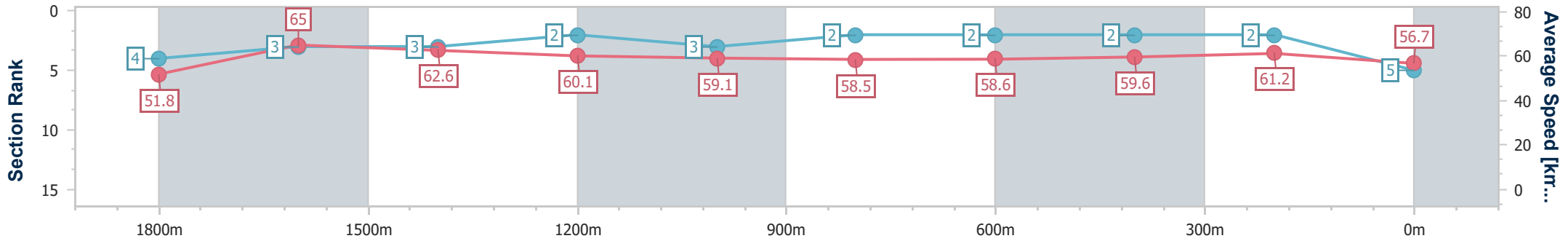


BRISBANE RACING CLUB

27 July 2024 - 15:02

Track Rating: Good 4, Weather: Fine, Rail Position: +2.5m Entire

Section	Overall	1800m	1600m	1400m	1200m	1000m	800m	600m	400m	200m
Section Times	2:03.56 [5] (0:15.27)	1:48.29 [4] (0:11.11)	1:37.18 [3] (0:11.54)	1:25.64 [3] (0:12.17)	1:13.47 [2] (0:12.19)	1:01.28 [3] (0:12.27)	0:49.01 [2] (0:12.39)	0:36.62 [2] (0:12.19)	0:24.43 [2] (0:11.77)	0:12.66 [2] (0:12.66)
Average Speed [km/h]	51.8	65.0	62.6	60.1	59.1	58.5	58.6	59.6	61.2	56.7
Top Speed [km/h]	67.1	67.5	64.7	60.9	60.2	59.5	59.5	60.8	62.2	60.3
Avg. Dist. to Rail [m]	9.8	1.4	1.0	2.0	1.6	0.5	1.5	1.5	1.5	2.1
Avg. Stride Freq. [Hz]	2.3	2.4	2.3	2.2	2.2	2.2	2.2	2.2	2.3	2.2
Avg. Stride Length [m]	6.3	7.5	7.4	7.4	7.3	7.4	7.4	7.4	7.4	7.1



- [] Ranking at each section and finish
- .-.- No data available at this section
- NA No data available



Horse/Jockey Name	Port Philip
Final Rank	6
Fastest Section Time (Section)	0:11.52 (1800m)
Top Speed [km/h] (Section)	63.5 (1800m)
Race State	Finished



Doomben QLD Professional
Race 6: BECOME A BRC MEMBER BENCHMARK 90 Handicap - 2020m

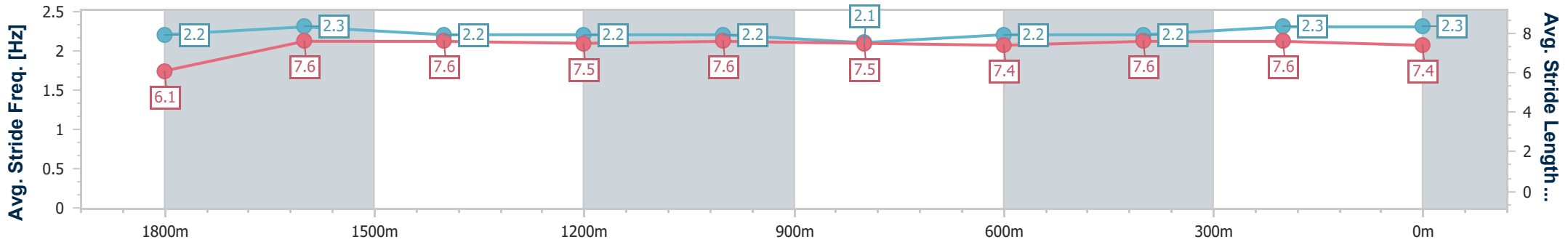
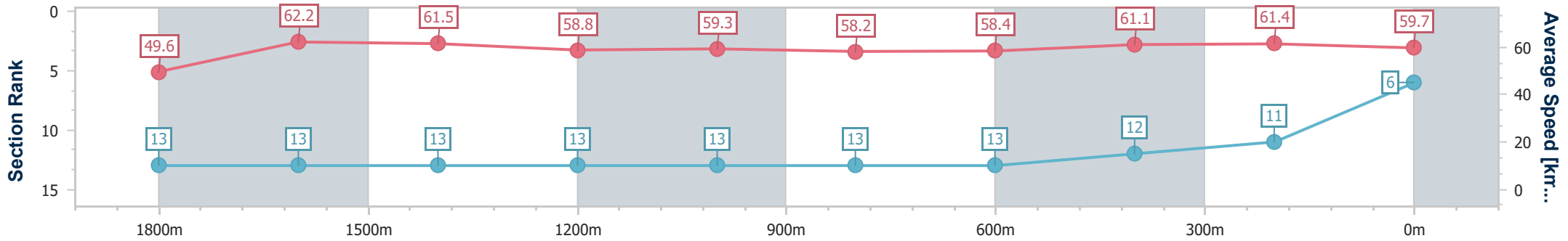


27 July 2024 - 15:02

BRISBANE RACING CLUB

Track Rating: Good 4, Weather: Fine, Rail Position: +2.5m Entire

Section	Overall	1800m	1600m	1400m	1200m	1000m	800m	600m	400m	200m
Section Times	2:03.60 [6] (0:15.96)	1:47.64 [13] (0:11.52)	1:36.12 [13] (0:11.58)	1:24.54 [13] (0:12.25)	1:12.29 [13] (0:12.15)	1:00.14 [13] (0:12.32)	0:47.82 [13] (0:12.29)	0:35.53 [13] (0:11.78)	0:23.75 [12] (0:11.70)	0:12.05 [11] (0:12.05)
Average Speed [km/h]	49.6	62.2	61.5	58.8	59.3	58.2	58.4	61.1	61.4	59.7
Top Speed [km/h]	63.3	63.5	62.6	61.3	60.8	60.7	61.9	62.8	62.4	62.1
Avg. Dist. to Rail [m]	7.9	1.3	1.5	0.6	0.4	1.0	0.5	0.4	1.0	2.1
Avg. Stride Freq. [Hz]	2.2	2.3	2.2	2.2	2.2	2.1	2.2	2.2	2.3	2.3
Avg. Stride Length [m]	6.1	7.6	7.6	7.5	7.6	7.5	7.4	7.6	7.6	7.4



- [] Ranking at each section and finish
- .-.- No data available at this section
- NA No data available



Horse/Jockey Name	Eaglemont
Final Rank	7
Fastest Section Time (Section)	0:11.57 (1800m)
Top Speed [km/h] (Section)	63.8 (800m)
Race State	Finished



Doomben QLD Professional
Race 6: BECOME A BRC MEMBER BENCHMARK 90 Handicap - 2020m

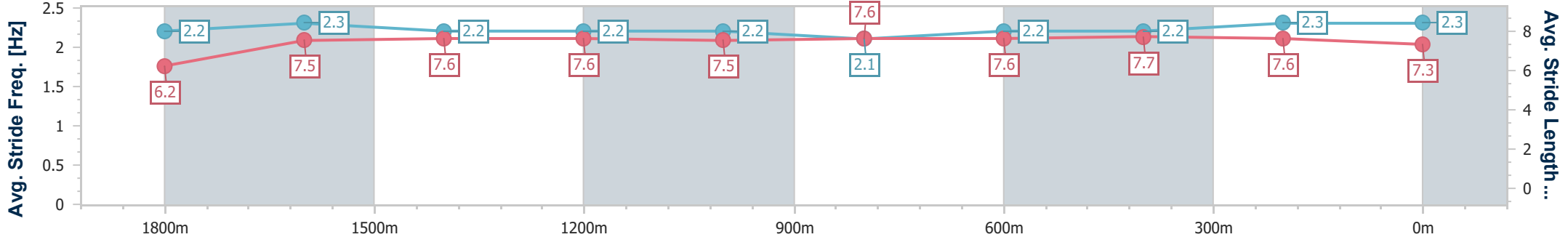
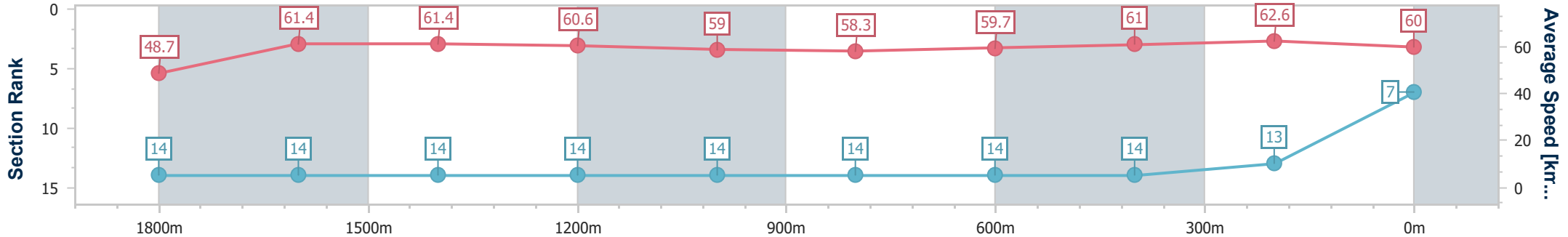


27 July 2024 - 15:02

BRISBANE RACING CLUB

Track Rating: Good 4, Weather: Fine, Rail Position: +2.5m Entire

Section	Overall	1800m	1600m	1400m	1200m	1000m	800m	600m	400m	200m
Section Times	2:03.66 [7] (0:16.29)	1:47.37 [14] (0:11.57)	1:35.80 [14] (0:11.64)	1:24.16 [14] (0:11.88)	1:12.28 [14] (0:12.23)	1:00.05 [14] (0:12.33)	0:47.72 [14] (0:12.19)	0:35.53 [14] (0:11.95)	0:23.58 [14] (0:11.61)	0:11.97 [13] (0:11.97)
Average Speed [km/h]	48.7	61.4	61.4	60.6	59.0	58.3	59.7	61.0	62.6	60.0
Top Speed [km/h]	63.0	62.9	62.7	63.1	60.3	59.9	63.8	63.5	63.2	62.8
Avg. Dist. to Rail [m]	4.0	1.6	1.6	1.2	0.8	0.7	1.8	2.8	3.1	6.7
Avg. Stride Freq. [Hz]	2.2	2.3	2.2	2.2	2.2	2.1	2.2	2.2	2.3	2.3
Avg. Stride Length [m]	6.2	7.5	7.6	7.6	7.5	7.6	7.6	7.7	7.6	7.3



- [] Ranking at each section and finish
- .-.- No data available at this section
- NA No data available



Horse/Jockey Name	The Right Way
Final Rank	8
Fastest Section Time (Section)	0:11.33 (1800m)
Top Speed [km/h] (Section)	67.1 (Overall)
Race State	Finished



Doomben QLD Professional
Race 6: BECOME A BRC MEMBER BENCHMARK 90 Handicap - 2020m

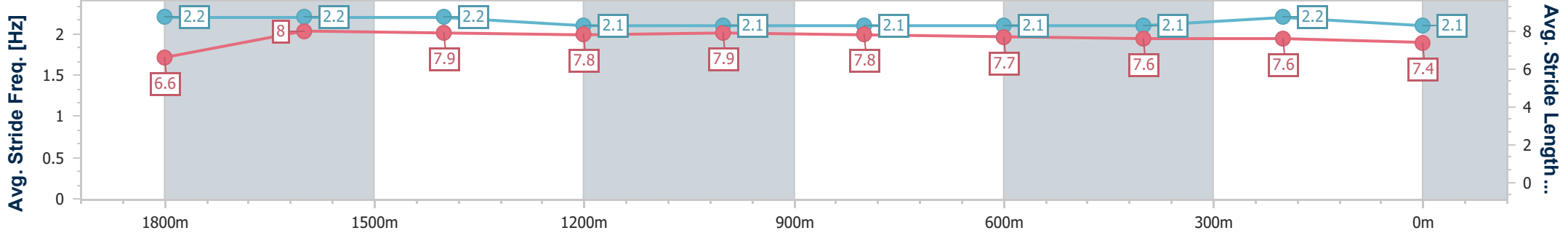
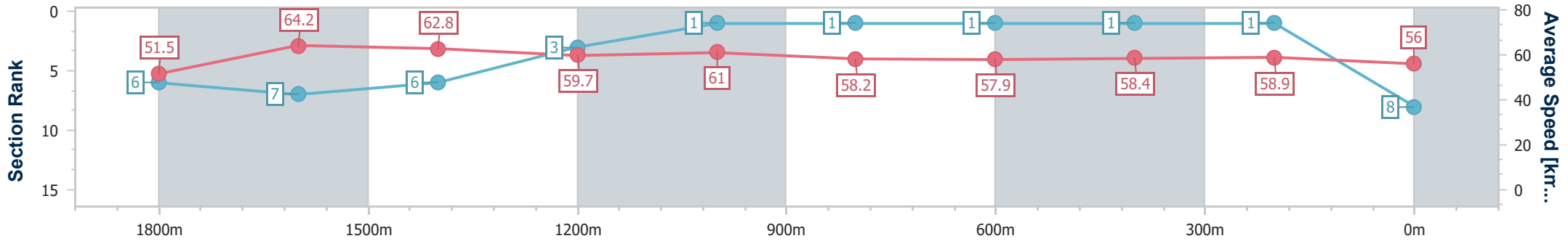


27 July 2024 - 15:02

BRISBANE RACING CLUB

Track Rating: Good 4, Weather: Fine, Rail Position: +2.5m Entire

Section	Overall	1800m	1600m	1400m	1200m	1000m	800m	600m	400m	200m
Section Times	2:03.72 [8] (0:15.33)	1:48.39 [6] (0:11.33)	1:37.06 [7] (0:11.48)	1:25.58 [6] (0:12.11)	1:13.47 [3] (0:11.84)	1:01.63 [1] (0:12.31)	0:49.32 [1] (0:12.28)	0:37.04 [1] (0:12.06)	0:24.98 [1] (0:12.10)	0:12.88 [1] (0:12.88)
Average Speed [km/h]	51.5	64.2	62.8	59.7	61.0	58.2	57.9	58.4	58.9	56.0
Top Speed [km/h]	67.1	66.6	63.4	61.3	62.0	60.9	58.4	58.8	59.4	58.0
Avg. Dist. to Rail [m]	6.6	1.9	0.8	0.6	1.4	1.3	2.3	3.5	2.2	1.0
Avg. Stride Freq. [Hz]	2.2	2.2	2.2	2.1	2.1	2.1	2.1	2.1	2.2	2.1
Avg. Stride Length [m]	6.6	8.0	7.9	7.8	7.9	7.8	7.7	7.6	7.6	7.4



- [] Ranking at each section and finish
- .-.- No data available at this section
- NA No data available



Horse/Jockey Name	Cocobrew Express
Final Rank	9
Fastest Section Time (Section)	0:11.00 (1800m)
Top Speed [km/h] (Section)	67.0 (1800m)
Race State	Finished



Doomben QLD Professional
Race 6: BECOME A BRC MEMBER BENCHMARK 90 Handicap - 2020m

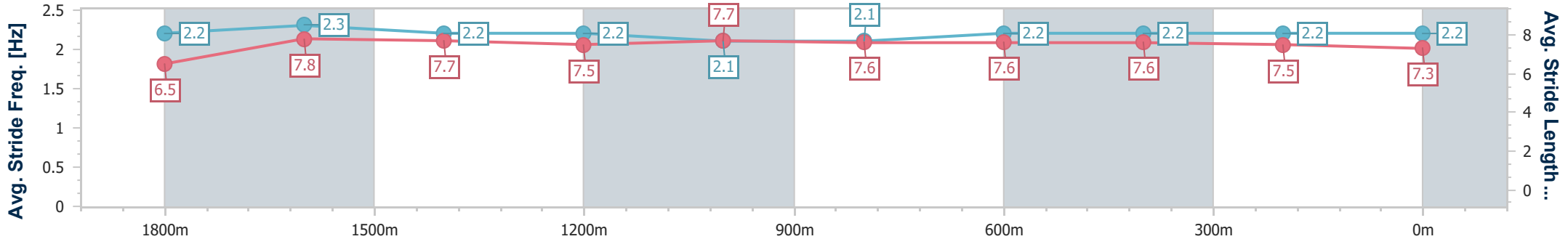
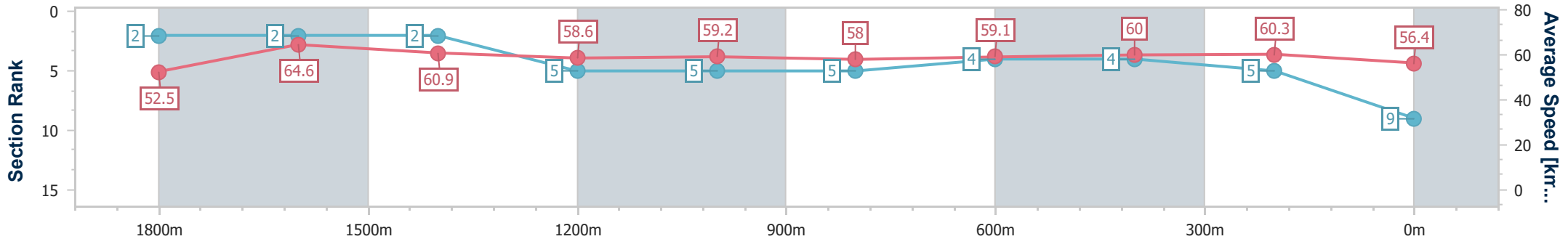


27 July 2024 - 15:02

BRISBANE RACING CLUB

Track Rating: Good 4, Weather: Fine, Rail Position: +2.5m Entire

Section	Overall	1800m	1600m	1400m	1200m	1000m	800m	600m	400m	200m
Section Times	2:03.87 [9] (0:15.14)	1:48.73 [2] (0:11.00)	1:37.73 [2] (0:11.75)	1:25.98 [2] (0:12.38)	1:13.60 [5] (0:12.20)	1:01.40 [5] (0:12.45)	0:48.95 [5] (0:12.25)	0:36.70 [4] (0:12.03)	0:24.67 [4] (0:11.92)	0:12.75 [5] (0:12.75)
Average Speed [km/h]	52.5	64.6	60.9	58.6	59.2	58.0	59.1	60.0	60.3	56.4
Top Speed [km/h]	66.7	67.0	63.1	59.5	59.7	58.6	59.8	61.2	61.1	59.2
Avg. Dist. to Rail [m]	6.2	1.7	1.0	0.9	1.5	1.3	1.1	0.7	1.0	0.5
Avg. Stride Freq. [Hz]	2.2	2.3	2.2	2.2	2.1	2.1	2.2	2.2	2.2	2.2
Avg. Stride Length [m]	6.5	7.8	7.7	7.5	7.7	7.6	7.6	7.6	7.5	7.3



- [] Ranking at each section and finish
- .-.- No data available at this section
- NA No data available



Horse/Jockey Name	Avenue Of Stars
Final Rank	10
Fastest Section Time (Section)	0:11.25 (1800m)
Top Speed [km/h] (Section)	66.0 (Overall)
Race State	Finished



Doomben QLD Professional
Race 6: BECOME A BRC MEMBER BENCHMARK 90 Handicap - 2020m

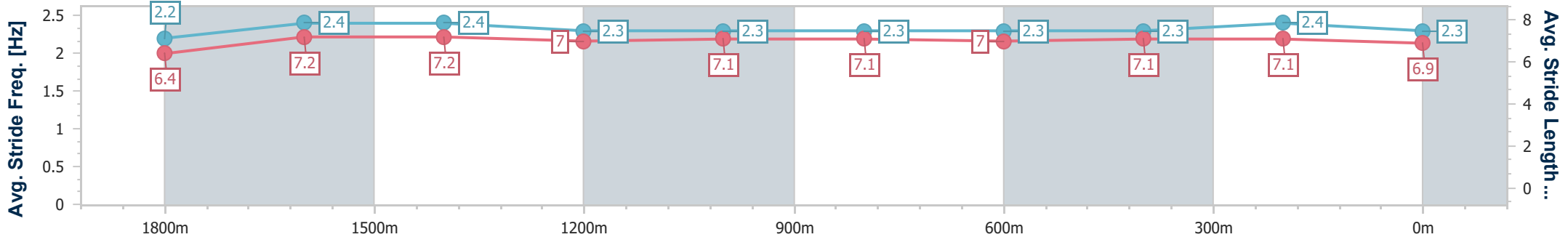
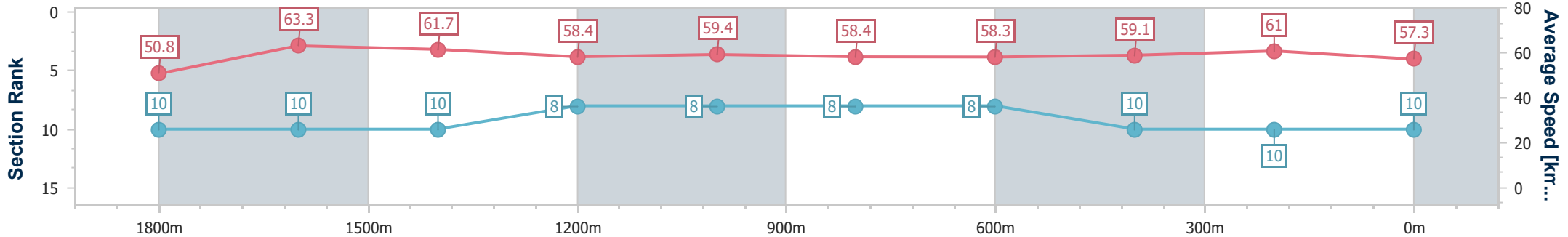


27 July 2024 - 15:02

BRISBANE RACING CLUB

Track Rating: Good 4, Weather: Fine, Rail Position: +2.5m Entire

Section	Overall	1800m	1600m	1400m	1200m	1000m	800m	600m	400m	200m
Section Times	2:03.99 [10] (0:15.56)	1:48.43 [10] (0:11.25)	1:37.18 [10] (0:11.61)	1:25.57 [10] (0:12.30)	1:13.27 [8] (0:12.14)	1:01.13 [8] (0:12.33)	0:48.80 [8] (0:12.39)	0:36.41 [8] (0:12.12)	0:24.29 [10] (0:11.77)	0:12.52 [10] (0:12.52)
Average Speed [km/h]	50.8	63.3	61.7	58.4	59.4	58.4	58.3	59.1	61.0	57.3
Top Speed [km/h]	66.0	65.3	63.0	59.6	59.8	59.6	59.5	61.1	62.4	60.3
Avg. Dist. to Rail [m]	1.3	2.0	1.8	0.7	0.4	0.3	0.5	0.9	1.4	1.1
Avg. Stride Freq. [Hz]	2.2	2.4	2.4	2.3	2.3	2.3	2.3	2.3	2.4	2.3
Avg. Stride Length [m]	6.4	7.2	7.2	7.0	7.1	7.1	7.0	7.1	7.1	6.9



- [] Ranking at each section and finish
- .-.- No data available at this section
- NA No data available



Horse/Jockey Name	Tavis Town
Final Rank	11
Fastest Section Time (Section)	0:11.08 (1800m)
Top Speed [km/h] (Section)	66.2 (1800m)
Race State	Finished



Doomben QLD Professional
Race 6: BECOME A BRC MEMBER BENCHMARK 90 Handicap - 2020m

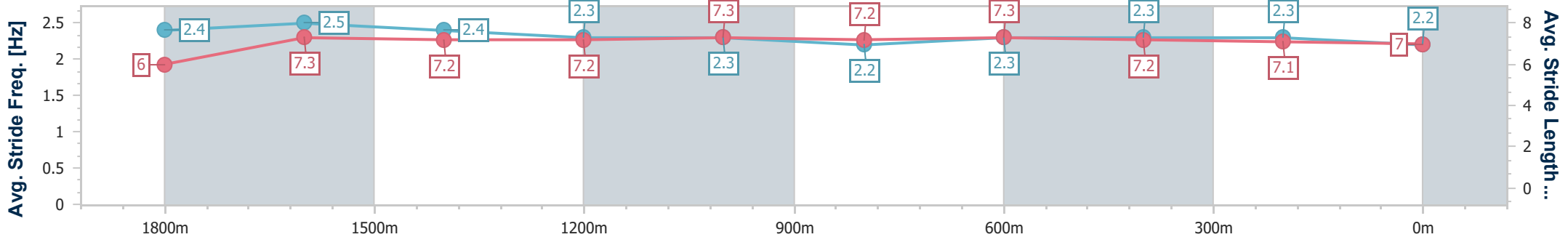
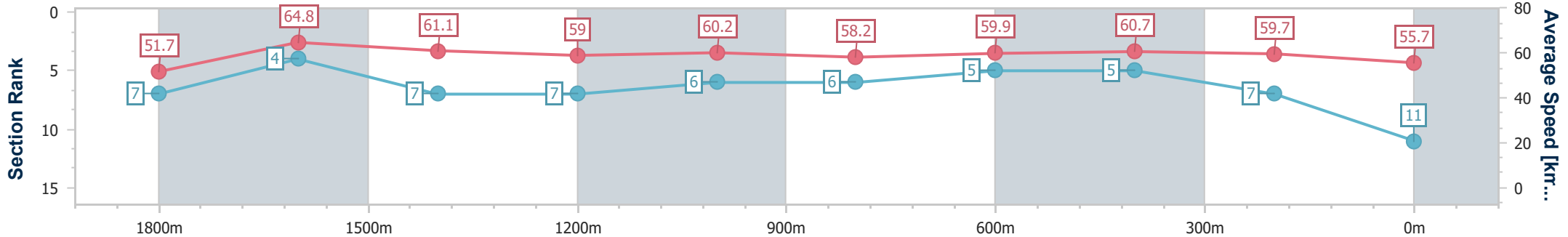


27 July 2024 - 15:02

BRISBANE RACING CLUB

Track Rating: Good 4, Weather: Fine, Rail Position: +2.5m Entire

Section	Overall	1800m	1600m	1400m	1200m	1000m	800m	600m	400m	200m
Section Times	2:04.17 [11] (0:15.36)	1:48.81 [7] (0:11.08)	1:37.73 [4] (0:11.80)	1:25.93 [7] (0:12.38)	1:13.55 [7] (0:12.01)	1:01.54 [6] (0:12.42)	0:49.12 [6] (0:12.16)	0:36.96 [5] (0:12.00)	0:24.96 [5] (0:12.00)	0:12.96 [7] (0:12.96)
Average Speed [km/h]	51.7	64.8	61.1	59.0	60.2	58.2	59.9	60.7	59.7	55.7
Top Speed [km/h]	65.5	66.2	63.0	59.6	61.3	59.3	60.5	61.4	61.3	58.5
Avg. Dist. to Rail [m]	2.6	0.5	0.9	2.4	3.4	2.7	2.1	1.5	1.8	3.6
Avg. Stride Freq. [Hz]	2.4	2.5	2.4	2.3	2.3	2.2	2.3	2.3	2.3	2.2
Avg. Stride Length [m]	6.0	7.3	7.2	7.2	7.3	7.2	7.3	7.2	7.1	7.0



- [] Ranking at each section and finish
- .-.- No data available at this section
- NA No data available



Horse/Jockey Name	Thought Of That
Final Rank	12
Fastest Section Time (Section)	0:11.25 (1800m)
Top Speed [km/h] (Section)	67.0 (Overall)
Race State	Finished



Doomben QLD Professional
Race 6: BECOME A BRC MEMBER BENCHMARK 90 Handicap - 2020m

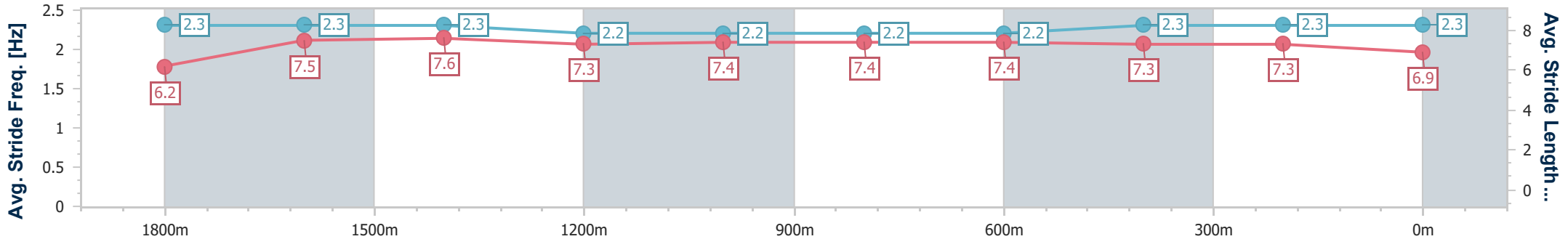
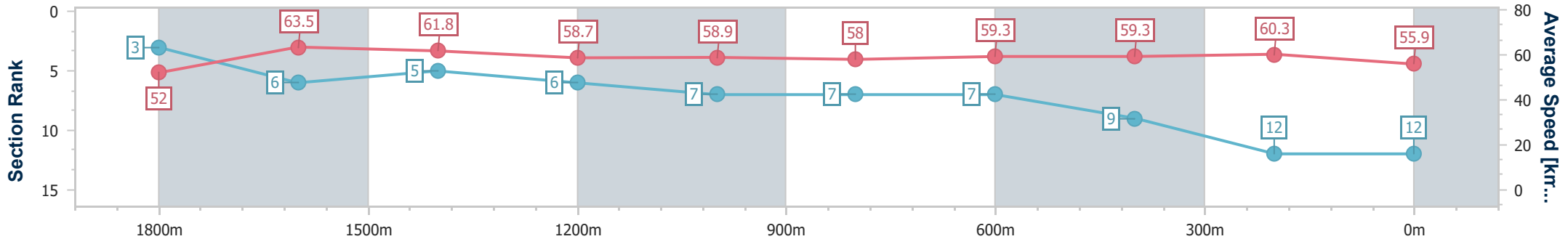


27 July 2024 - 15:02

BRISBANE RACING CLUB

Track Rating: Good 4, Weather: Fine, Rail Position: +2.5m Entire

Section	Overall	1800m	1600m	1400m	1200m	1000m	800m	600m	400m	200m
Section Times	2:04.56 [12] (0:15.24)	1:49.32 [3] (0:11.25)	1:38.07 [6] (0:11.64)	1:26.43 [5] (0:12.37)	1:14.06 [6] (0:12.21)	1:01.85 [7] (0:12.45)	0:49.40 [7] (0:12.24)	0:37.16 [7] (0:12.26)	0:24.90 [9] (0:11.99)	0:12.91 [12] (0:12.91)
Average Speed [km/h]	52.0	63.5	61.8	58.7	58.9	58.0	59.3	59.3	60.3	55.9
Top Speed [km/h]	67.0	66.2	64.1	59.2	59.5	58.8	61.2	60.5	61.0	59.1
Avg. Dist. to Rail [m]	1.9	1.4	0.5	0.7	2.2	1.5	1.7	1.6	3.1	4.8
Avg. Stride Freq. [Hz]	2.3	2.3	2.3	2.2	2.2	2.2	2.2	2.3	2.3	2.3
Avg. Stride Length [m]	6.2	7.5	7.6	7.3	7.4	7.4	7.4	7.3	7.3	6.9



- [] Ranking at each section and finish
- .-.- No data available at this section
- NA No data available



Horse/Jockey Name	Security Advisor
Final Rank	13
Fastest Section Time (Section)	0:11.21 (1800m)
Top Speed [km/h] (Section)	66.2 (1800m)
Race State	Finished



Doomben QLD Professional
Race 6: BECOME A BRC MEMBER BENCHMARK 90 Handicap - 2020m

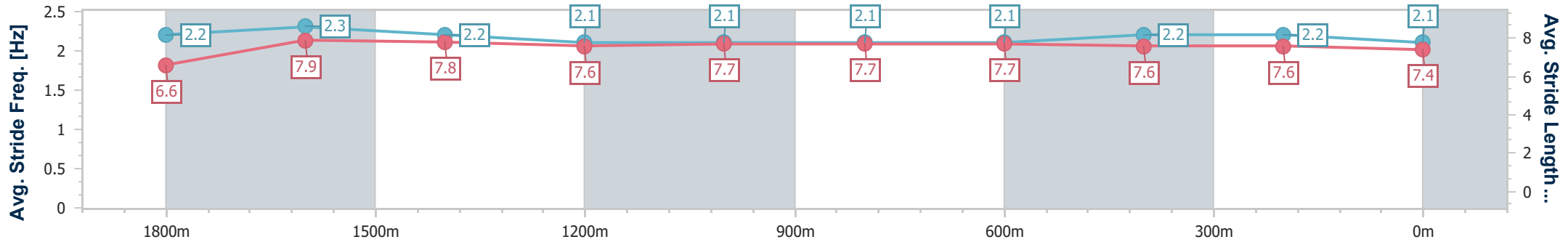
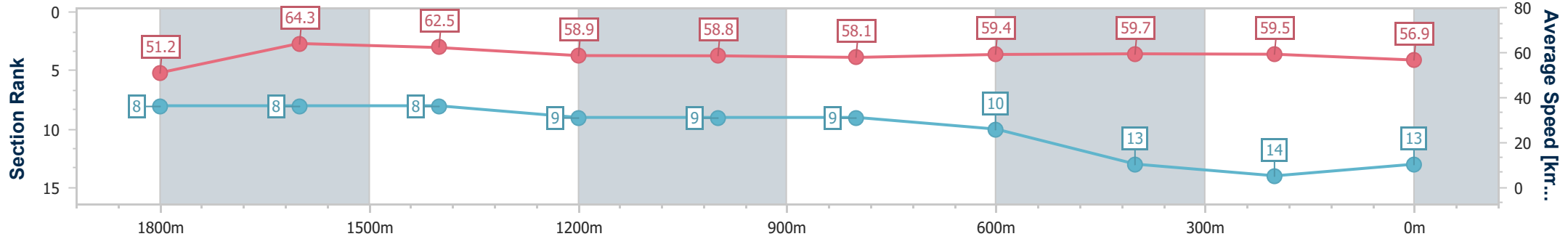


27 July 2024 - 15:02

BRISBANE RACING CLUB

Track Rating: Good 4, Weather: Fine, Rail Position: +2.5m Entire

Section	Overall	1800m	1600m	1400m	1200m	1000m	800m	600m	400m	200m
Section Times	2:04.70 [13] (0:15.51)	1:49.19 [8] (0:11.21)	1:37.98 [8] (0:11.61)	1:26.37 [8] (0:12.43)	1:13.94 [9] (0:12.28)	1:01.66 [9] (0:12.45)	0:49.21 [9] (0:12.20)	0:37.01 [10] (0:12.23)	0:24.78 [13] (0:12.13)	0:12.65 [14] (0:12.65)
Average Speed [km/h]	51.2	64.3	62.5	58.9	58.8	58.1	59.4	59.7	59.5	56.9
Top Speed [km/h]	65.8	66.2	63.1	60.3	59.4	59.2	61.1	61.5	60.1	60.0
Avg. Dist. to Rail [m]	8.5	1.2	1.1	2.9	3.4	2.4	1.6	2.2	4.0	2.8
Avg. Stride Freq. [Hz]	2.2	2.3	2.2	2.1	2.1	2.1	2.1	2.2	2.2	2.1
Avg. Stride Length [m]	6.6	7.9	7.8	7.6	7.7	7.7	7.7	7.6	7.6	7.4



- [] Ranking at each section and finish
- .-.- No data available at this section
- NA No data available



Horse/Jockey Name	Mississippi Prince
Final Rank	14
Fastest Section Time (Section)	0:11.02 (1800m)
Top Speed [km/h] (Section)	65.4 (1800m)
Race State	Finished



Doomben QLD Professional
Race 6: BECOME A BRC MEMBER BENCHMARK 90 Handicap - 2020m

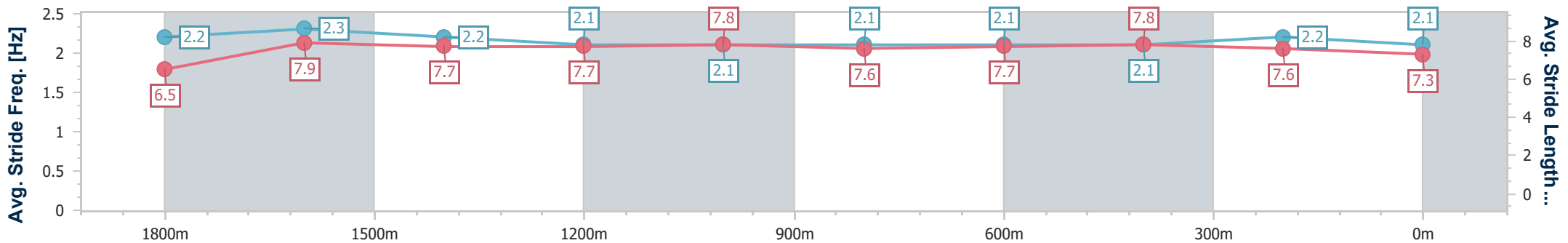
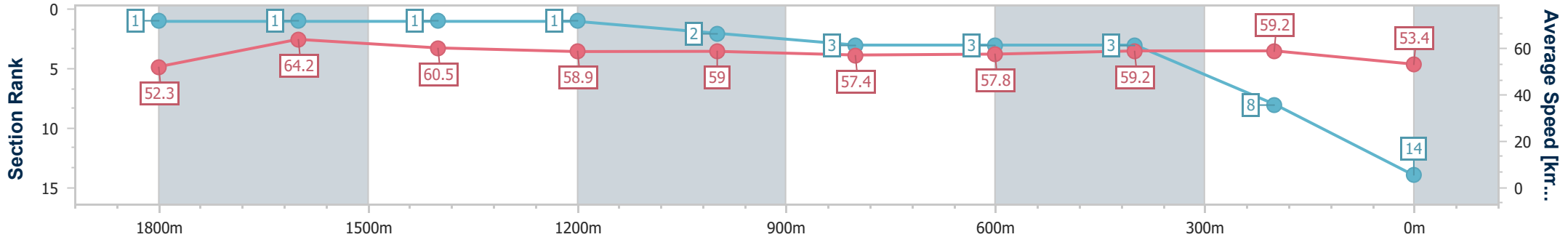


27 July 2024 - 15:02

BRISBANE RACING CLUB

Track Rating: Good 4, Weather: Fine, Rail Position: +2.5m Entire

Section	Overall	1800m	1600m	1400m	1200m	1000m	800m	600m	400m	200m
Section Times	2:04.77 [14] (0:15.11)	1:49.66 [1] (0:11.02)	1:38.64 [1] (0:11.69)	1:26.95 [1] (0:12.14)	1:14.81 [1] (0:12.22)	1:02.59 [2] (0:12.54)	0:50.05 [3] (0:12.40)	0:37.65 [3] (0:12.05)	0:25.60 [3] (0:12.13)	0:13.47 [8] (0:13.47)
Average Speed [km/h]	52.3	64.2	60.5	58.9	59.0	57.4	57.8	59.2	59.2	53.4
Top Speed [km/h]	64.7	65.4	62.5	59.3	59.6	58.7	58.5	59.6	59.8	57.0
Avg. Dist. to Rail [m]	1.9	3.5	3.0	1.0	0.2	0.3	0.9	1.5	1.2	1.1
Avg. Stride Freq. [Hz]	2.2	2.3	2.2	2.1	2.1	2.1	2.1	2.1	2.2	2.1
Avg. Stride Length [m]	6.5	7.9	7.7	7.7	7.8	7.6	7.7	7.8	7.6	7.3



- [] Ranking at each section and finish
- .-.- No data available at this section
- NA No data available