



Doomben QLD Professional
Race 7: LADBROKE IT! QTIS Three-Year-Old Colts and Geldings
Handicap - 1200m
27 July 2024 - 15:42



Track Rating: Good 4, Weather: Fine, Rail Position: +2.5m Entire

Section		Overall	1000m	800m	600m	400m	200m	Last 600m					
Field Times		1:08.74 (0:12.90)	0:55.84 (0:10.61)	0:45.23 (0:11.46)	0:33.77 (0:11.27)	0:22.50 (0:10.95)	0:11.55 (0:11.55)	0:33.77					
Rank	TAB Horse/Jockey	Barrier	Top Speed [km/h]	Fastest Section							Margin	Distance Travelled [m]	
1	1 INVINCIBLE SHIELD Angela Jones	5	70.2 Overall	0:10.61 1000m	1:08.74 [1] (0:12.90)	0:55.84 [1] (0:10.61)	0:45.23 [1] (0:11.46)	0:33.77 [1] (0:11.42)	0:22.35 [3] (0:10.80)	0:11.55 [1] (0:11.55)	1:08.74	0:33.77	
2	13 MEAN APPROACH Ron Stewart	4	70.7 1000m	0:10.72 1000m	1:08.91 [2] (0:12.94)	0:55.97 [2] (0:10.72)	0:45.25 [2] (0:11.37)	0:33.88 [2] (0:11.31)	0:22.57 [2] (0:10.93)	0:11.64 [2] (0:11.64)	0.99L	0:33.88	-8
3	3 BOHEMIAN LAD Nikita Beriman	11	68.8 1000m	0:10.85 1000m	1:09.21 [3] (0:13.44)	0:55.77 [8] (0:10.85)	0:44.92 [7] (0:11.32)	0:33.60 [7] (0:11.05)	0:22.55 [7] (0:10.91)	0:11.64 [5] (0:11.64)	2.75L	0:33.60	-4
4	2 ADDRIEL Ryan Maloney	8	68.3 1000m	0:10.76 1000m	1:09.28 [4] (0:13.28)	0:56.00 [5] (0:10.76)	0:45.24 [5] (0:11.31)	0:33.93 [5] (0:11.11)	0:22.82 [5] (0:10.96)	0:11.86 [3] (0:11.86)	3.16L	0:33.93	-3
5	7 RIMBAUD Jag Guthmann-Chester	3	68.6 1000m	0:10.72 1000m	1:09.46 [5] (0:13.08)	0:56.38 [3] (0:10.72)	0:45.66 [3] (0:11.32)	0:34.34 [3] (0:11.12)	0:23.22 [1] (0:11.22)	0:12.00 [4] (0:12.00)	4.21L	0:34.34	-7
6	12 THE PUNISHER Andrew Mallyon	7	68.3 1000m	0:10.77 1000m	1:09.47 [6] (0:13.56)	0:55.91 [9] (0:10.77)	0:45.14 [8] (0:11.33)	0:33.81 [8] (0:11.14)	0:22.67 [8] (0:10.95)	0:11.72 [7] (0:11.72)	4.3L	0:33.81	-7
7	9 CONNEWARRE Taylor Marshall	6	68.4 1000m	0:10.76 1000m	1:09.49 [7] (0:13.32)	0:56.17 [6] (0:10.76)	0:45.41 [6] (0:11.31)	0:34.10 [6] (0:11.17)	0:22.93 [6] (0:11.20)	0:11.73 [8] (0:11.73)	4.4L	0:34.10	-8
8	4 TOWN CRIER Boris Thornton	10	67.6 400m	0:10.86 400m	1:09.56 [8] (0:13.37)	0:56.19 [7] (0:11.03)	0:45.16 [9] (0:11.41)	0:33.75 [9] (0:11.17)	0:22.58 [9] (0:10.86)	0:11.72 [9] (0:11.72)	4.83L	0:33.75	-4
9	8 KING YOSHI Cejay Graham	1	70.1 1000m	0:10.79 1000m	1:10.04 [9] (0:13.13)	0:56.91 [4] (0:10.79)	0:46.12 [4] (0:11.29)	0:34.83 [4] (0:11.24)	0:23.59 [4] (0:11.21)	0:12.38 [6] (0:12.38)	7.64L	0:34.83	-9

Scratched: The Inflictor (#6), Grey Effects (#11), Esjay (#5), Cressbrook (#10)



Horse/Jockey Name	Invincible Shield
Final Rank	1
Fastest Section Time (Section)	0:10.61 (1000m)
Top Speed [km/h] (Section)	70.2 (Overall)
Race State	Finished



Doomben QLD Professional
Race 7: LADBROKE IT! QTIS Three-Year-Old Colts and Geldings Handicap - 1200m

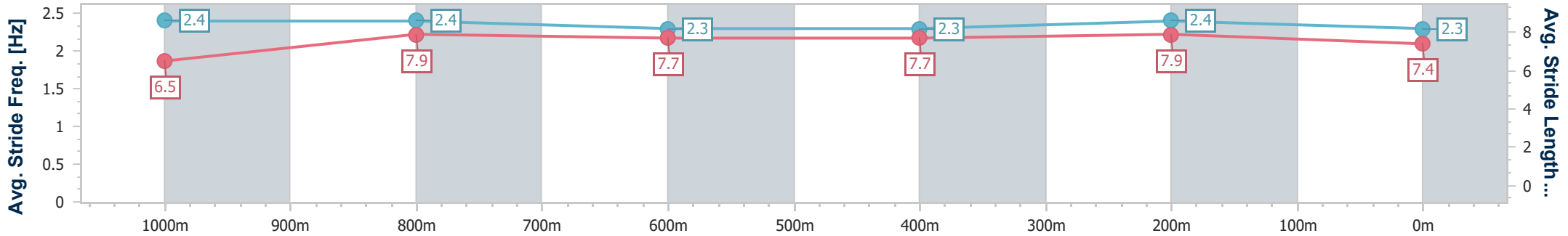
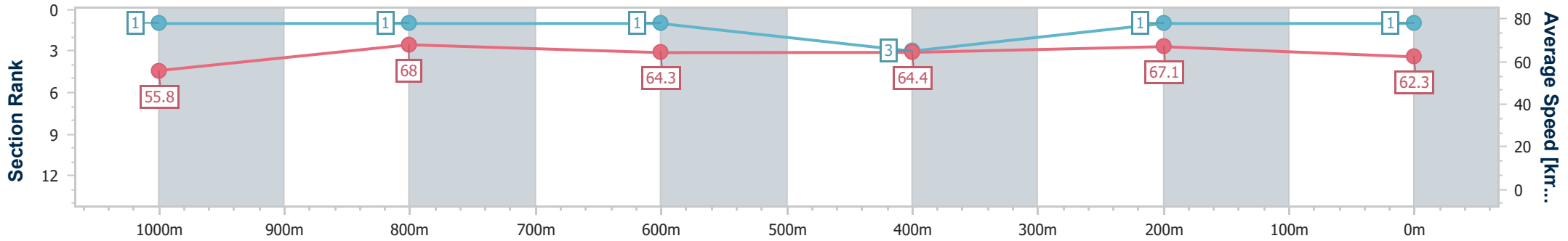
27 July 2024 - 15:42

Track Rating: Good 4, Weather: Fine, Rail Position: +2.5m Entire



BRISBANE
RACING CLUB

Section	Overall	1000m	800m	600m	400m	200m
Section Times	1:08.74 [1] (0:12.90)	0:55.84 [1] (0:10.61)	0:45.23 [1] (0:11.46)	0:33.77 [1] (0:11.42)	0:22.35 [3] (0:10.80)	0:11.55 [1] (0:11.55)
Average Speed [km/h]	55.8	68.0	64.3	64.4	67.1	62.3
Top Speed [km/h]	70.2	70.1	65.9	65.3	68.1	65.7
Avg. Dist. to Rail [m]	4.3	1.9	4.4	4.1	4.0	5.4
Avg. Stride Freq. [Hz]	2.4	2.4	2.3	2.3	2.4	2.3
Avg. Stride Length [m]	6.5	7.9	7.7	7.7	7.9	7.4



- [] Ranking at each section and finish
- .-.- No data available at this section
- NA No data available



Horse/Jockey Name	Mean Approach
Final Rank	2
Fastest Section Time (Section)	0:10.72 (1000m)
Top Speed [km/h] (Section)	70.7 (1000m)
Race State	Finished



Doomben QLD Professional
Race 7: LADBROKE IT! QTIS Three-Year-Old Colts and Geldings Handicap - 1200m

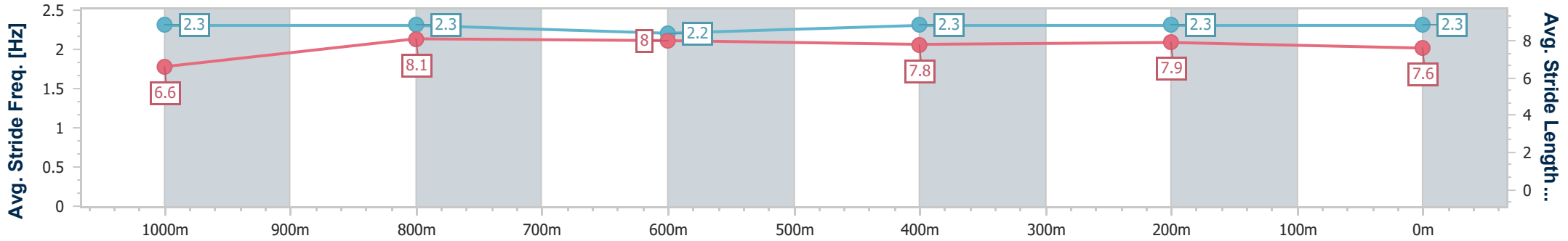
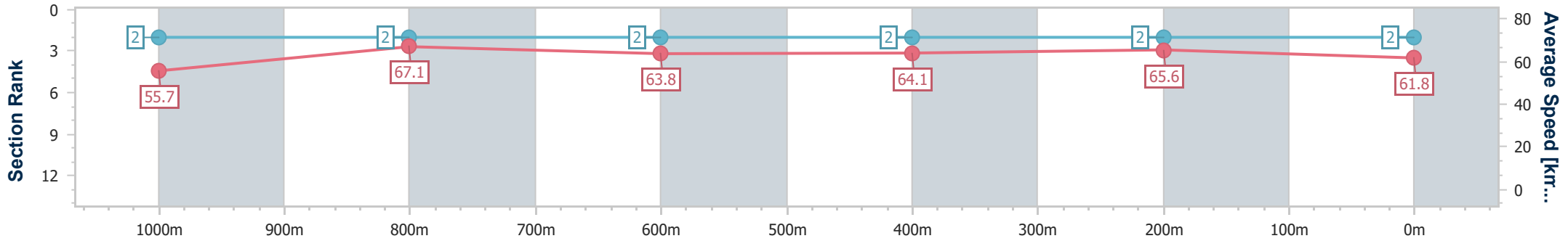
27 July 2024 - 15:42

Track Rating: Good 4, Weather: Fine, Rail Position: +2.5m Entire



BRISBANE
RACING CLUB

Section	Overall	1000m	800m	600m	400m	200m
Section Times	1:08.91 [2] (0:12.94)	0:55.97 [2] (0:10.72)	0:45.25 [2] (0:11.37)	0:33.88 [2] (0:11.31)	0:22.57 [2] (0:10.93)	0:11.64 [2] (0:11.64)
Average Speed [km/h]	55.7	67.1	63.8	64.1	65.6	61.8
Top Speed [km/h]	69.8	70.7	65.3	66.2	66.6	65.7
Avg. Dist. to Rail [m]	3.9	1.4	1.2	1.5	1.6	2.8
Avg. Stride Freq. [Hz]	2.3	2.3	2.2	2.3	2.3	2.3
Avg. Stride Length [m]	6.6	8.1	8.0	7.8	7.9	7.6



- [] Ranking at each section and finish
- .-.- No data available at this section
- NA No data available



Horse/Jockey Name	Bohemian Lad
Final Rank	3
Fastest Section Time (Section)	0:10.85 (1000m)
Top Speed [km/h] (Section)	68.8 (1000m)
Race State	Finished



Doomben QLD Professional
Race 7: LADBROKE IT! QTIS Three-Year-Old Colts and Geldings Handicap - 1200m

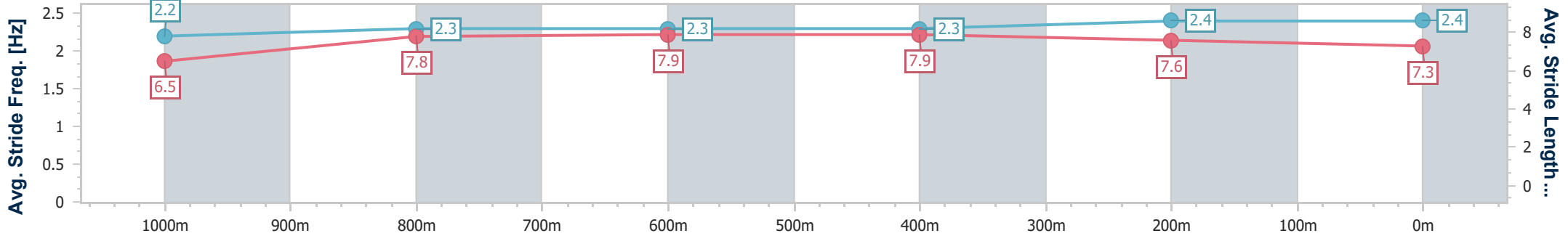
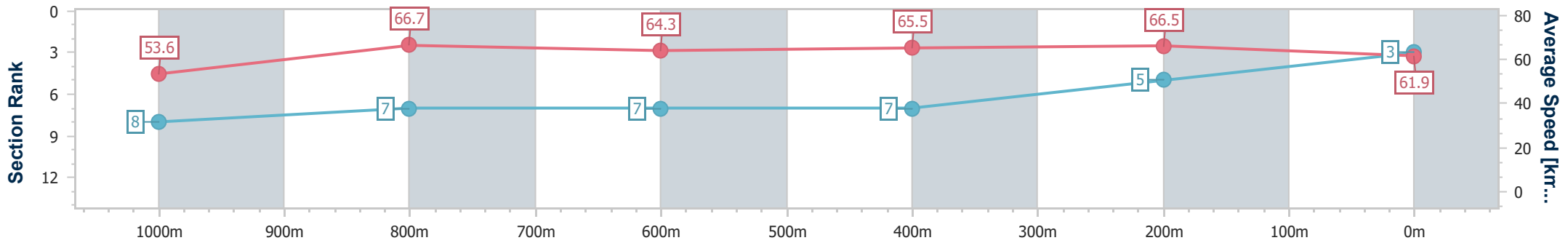
27 July 2024 - 15:42

Track Rating: Good 4, Weather: Fine, Rail Position: +2.5m Entire



BRISBANE
RACING CLUB

Section	Overall	1000m	800m	600m	400m	200m
Section Times	1:09.21 [3] (0:13.44)	0:55.77 [8] (0:10.85)	0:44.92 [7] (0:11.32)	0:33.60 [7] (0:11.05)	0:22.55 [7] (0:10.91)	0:11.64 [5] (0:11.64)
Average Speed [km/h]	53.6	66.7	64.3	65.5	66.5	61.9
Top Speed [km/h]	68.8	68.8	65.8	66.9	67.5	65.4
Avg. Dist. to Rail [m]	6.9	1.7	1.5	1.0	7.7	9.1
Avg. Stride Freq. [Hz]	2.2	2.3	2.3	2.3	2.4	2.4
Avg. Stride Length [m]	6.5	7.8	7.9	7.9	7.6	7.3



- [] Ranking at each section and finish
- .-.- No data available at this section
- NA No data available



Horse/Jockey Name	Addriel
Final Rank	4
Fastest Section Time (Section)	0:10.76 (1000m)
Top Speed [km/h] (Section)	68.3 (1000m)
Race State	Finished



Doomben QLD Professional
Race 7: LADBROKE IT! QTIS Three-Year-Old Colts and Geldings Handicap - 1200m

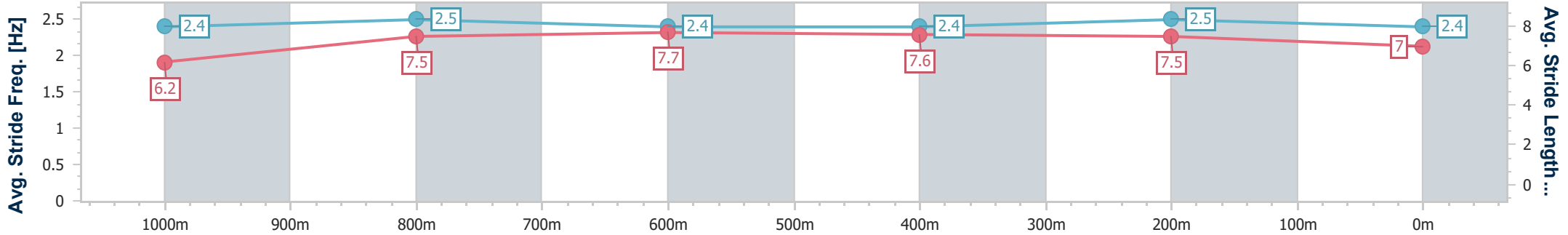
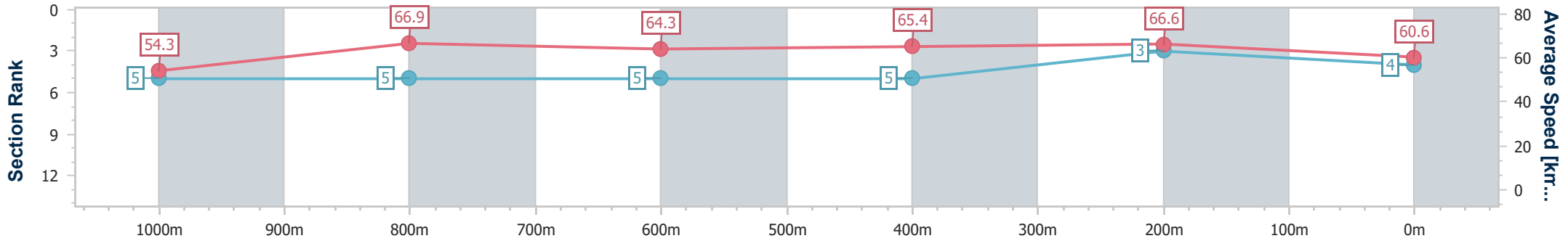
27 July 2024 - 15:42

Track Rating: Good 4, Weather: Fine, Rail Position: +2.5m Entire



BRISBANE
RACING CLUB

Section	Overall	1000m	800m	600m	400m	200m
Section Times	1:09.28 [4] (0:13.28)	0:56.00 [5] (0:10.76)	0:45.24 [5] (0:11.31)	0:33.93 [5] (0:11.11)	0:22.82 [5] (0:10.96)	0:11.86 [3] (0:11.86)
Average Speed [km/h]	54.3	66.9	64.3	65.4	66.6	60.6
Top Speed [km/h]	68.1	68.3	66.4	68.3	67.4	64.5
Avg. Dist. to Rail [m]	5.5	1.3	1.6	2.1	8.3	9.4
Avg. Stride Freq. [Hz]	2.4	2.5	2.4	2.4	2.5	2.4
Avg. Stride Length [m]	6.2	7.5	7.7	7.6	7.5	7.0



- [] Ranking at each section and finish
- .-.- No data available at this section
- NA No data available



Horse/Jockey Name	Rimbaud
Final Rank	5
Fastest Section Time (Section)	0:10.72 (1000m)
Top Speed [km/h] (Section)	68.6 (1000m)
Race State	Finished



Doomben QLD Professional
Race 7: LADBROKE IT! QTIS Three-Year-Old Colts and Geldings Handicap - 1200m

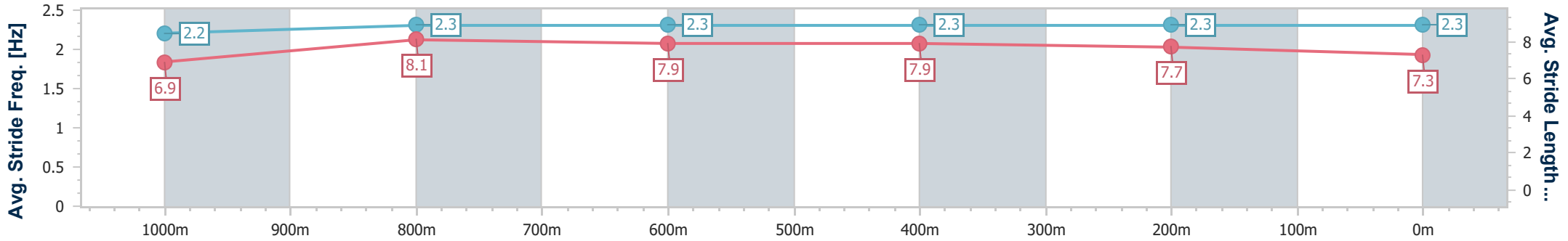
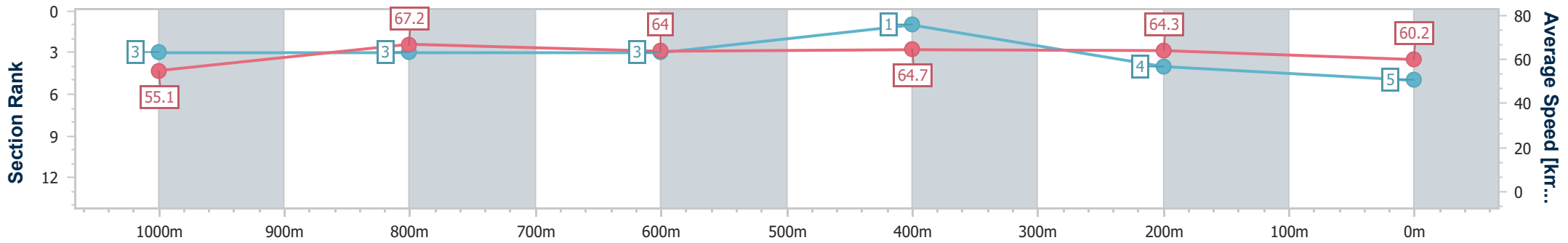
27 July 2024 - 15:42

Track Rating: Good 4, Weather: Fine, Rail Position: +2.5m Entire



BRISBANE
RACING CLUB

Section	Overall	1000m	800m	600m	400m	200m
Section Times	1:09.46 [5] (0:13.08)	0:56.38 [3] (0:10.72)	0:45.66 [3] (0:11.32)	0:34.34 [3] (0:11.12)	0:23.22 [1] (0:11.22)	0:12.00 [4] (0:12.00)
Average Speed [km/h]	55.1	67.2	64.0	64.7	64.3	60.2
Top Speed [km/h]	68.2	68.6	65.4	65.7	65.6	62.9
Avg. Dist. to Rail [m]	1.9	0.9	1.1	0.3	4.7	5.9
Avg. Stride Freq. [Hz]	2.2	2.3	2.3	2.3	2.3	2.3
Avg. Stride Length [m]	6.9	8.1	7.9	7.9	7.7	7.3



- [] Ranking at each section and finish
- .-.- No data available at this section
- NA No data available



Horse/Jockey Name	The Punisher
Final Rank	6
Fastest Section Time (Section)	0:10.77 (1000m)
Top Speed [km/h] (Section)	68.3 (1000m)
Race State	Finished



Doomben QLD Professional
Race 7: LADBROKE IT! QTIS Three-Year-Old Colts and Geldings Handicap - 1200m

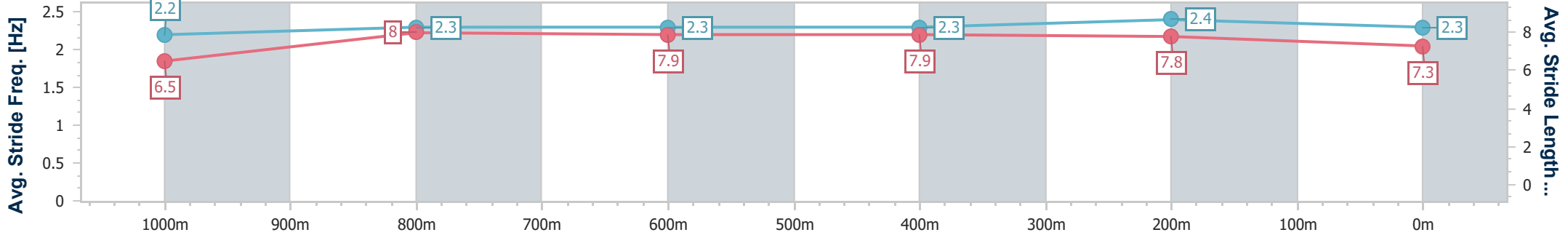
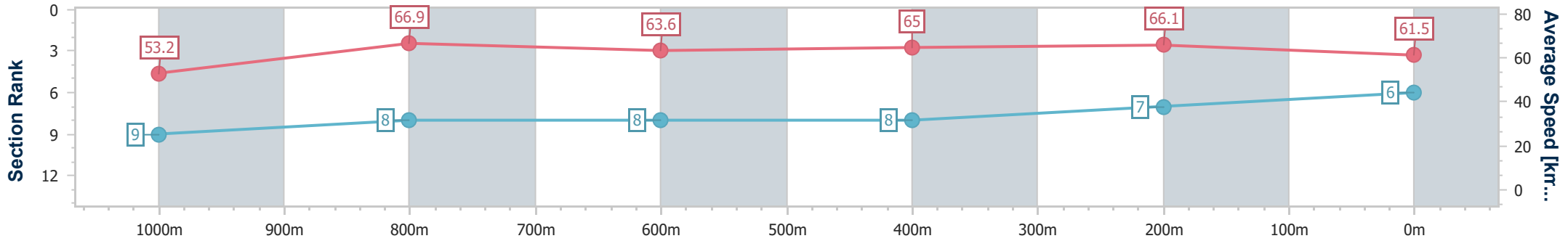
27 July 2024 - 15:42

Track Rating: Good 4, Weather: Fine, Rail Position: +2.5m Entire



BRISBANE
RACING CLUB

Section	Overall	1000m	800m	600m	400m	200m
Section Times	1:09.47 [6] (0:13.56)	0:55.91 [9] (0:10.77)	0:45.14 [8] (0:11.33)	0:33.81 [8] (0:11.14)	0:22.67 [8] (0:10.95)	0:11.72 [7] (0:11.72)
Average Speed [km/h]	53.2	66.9	63.6	65.0	66.1	61.5
Top Speed [km/h]	68.1	68.3	65.0	66.3	67.3	65.6
Avg. Dist. to Rail [m]	5.2	0.6	0.4	0.5	3.6	5.2
Avg. Stride Freq. [Hz]	2.2	2.3	2.3	2.3	2.4	2.3
Avg. Stride Length [m]	6.5	8.0	7.9	7.9	7.8	7.3



- [] Ranking at each section and finish
- .-.- No data available at this section
- NA No data available



Horse/Jockey Name	Connewarre
Final Rank	7
Fastest Section Time (Section)	0:10.76 (1000m)
Top Speed [km/h] (Section)	68.4 (1000m)
Race State	Finished



Doomben QLD Professional
Race 7: LADBROKE IT! QTIS Three-Year-Old Colts and Geldings Handicap - 1200m

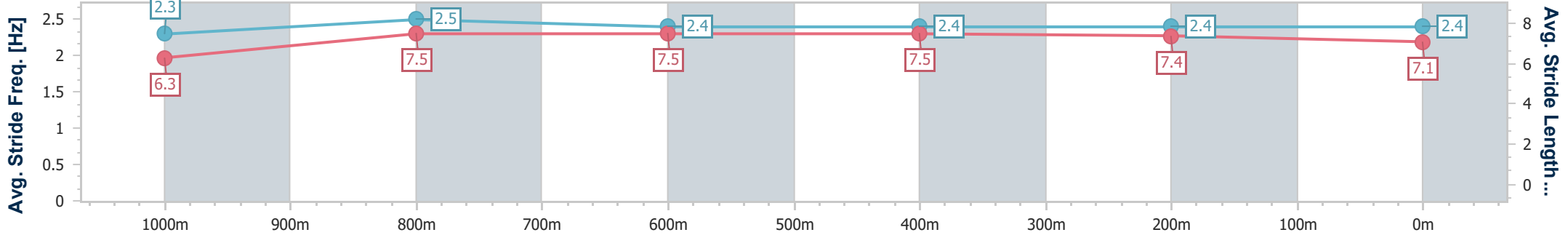
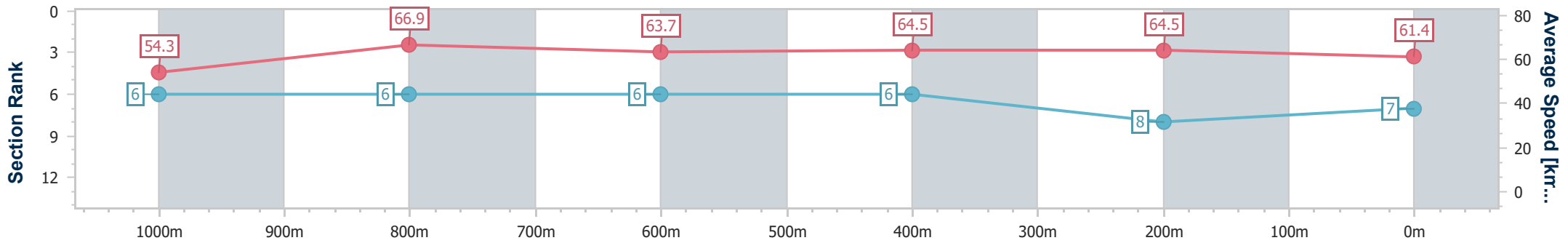
27 July 2024 - 15:42

Track Rating: Good 4, Weather: Fine, Rail Position: +2.5m Entire



BRISBANE
RACING CLUB

Section	Overall	1000m	800m	600m	400m	200m
Section Times	1:09.49 [7] (0:13.32)	0:56.17 [6] (0:10.76)	0:45.41 [6] (0:11.31)	0:34.10 [6] (0:11.17)	0:22.93 [6] (0:11.20)	0:11.73 [8] (0:11.73)
Average Speed [km/h]	54.3	66.9	63.7	64.5	64.5	61.4
Top Speed [km/h]	68.4	68.4	64.8	66.1	65.4	64.4
Avg. Dist. to Rail [m]	4.1	0.4	0.2	0.2	3.4	3.5
Avg. Stride Freq. [Hz]	2.3	2.5	2.4	2.4	2.4	2.4
Avg. Stride Length [m]	6.3	7.5	7.5	7.5	7.4	7.1



- [] Ranking at each section and finish
- .-.- No data available at this section
- NA No data available



Horse/Jockey Name	Town Crier
Final Rank	8
Fastest Section Time (Section)	0:10.86 (400m)
Top Speed [km/h] (Section)	67.6 (400m)
Race State	Finished



Doomben QLD Professional
Race 7: LADBROKE IT! QTIS Three-Year-Old Colts and Geldings Handicap - 1200m

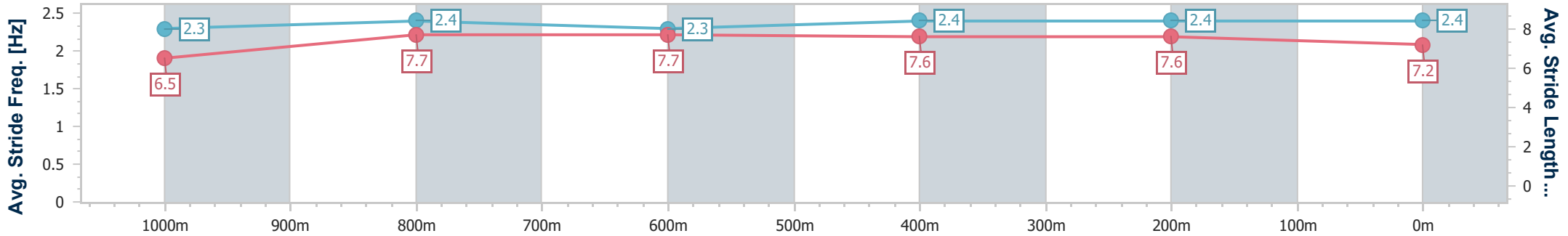
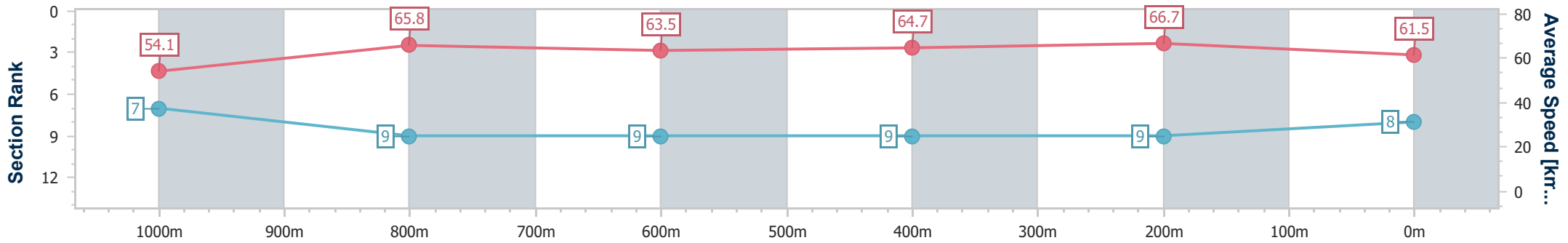
27 July 2024 - 15:42

Track Rating: Good 4, Weather: Fine, Rail Position: +2.5m Entire



BRISBANE
RACING CLUB

Section	Overall	1000m	800m	600m	400m	200m
Section Times	1:09.56 [8] (0:13.37)	0:56.19 [7] (0:11.03)	0:45.16 [9] (0:11.41)	0:33.75 [9] (0:11.17)	0:22.58 [9] (0:10.86)	0:11.72 [9] (0:11.72)
Average Speed [km/h]	54.1	65.8	63.5	64.7	66.7	61.5
Top Speed [km/h]	66.7	67.3	64.1	66.2	67.6	64.9
Avg. Dist. to Rail [m]	7.3	3.2	1.2	0.5	6.6	9.9
Avg. Stride Freq. [Hz]	2.3	2.4	2.3	2.4	2.4	2.4
Avg. Stride Length [m]	6.5	7.7	7.7	7.6	7.6	7.2



- [] Ranking at each section and finish
- .-.- No data available at this section
- NA No data available



Horse/Jockey Name	King Yoshi
Final Rank	9
Fastest Section Time (Section)	0:10.79 (1000m)
Top Speed [km/h] (Section)	70.1 (1000m)
Race State	Finished



Doomben QLD Professional
Race 7: LADBROKE IT! QTIS Three-Year-Old Colts and Geldings Handicap - 1200m

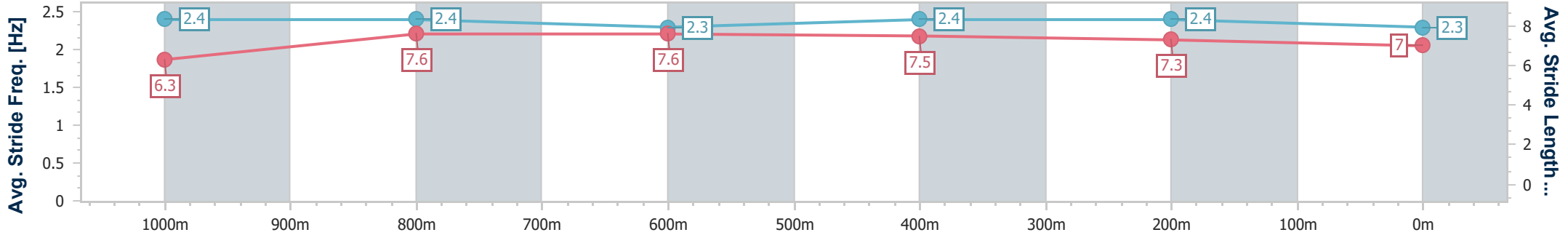
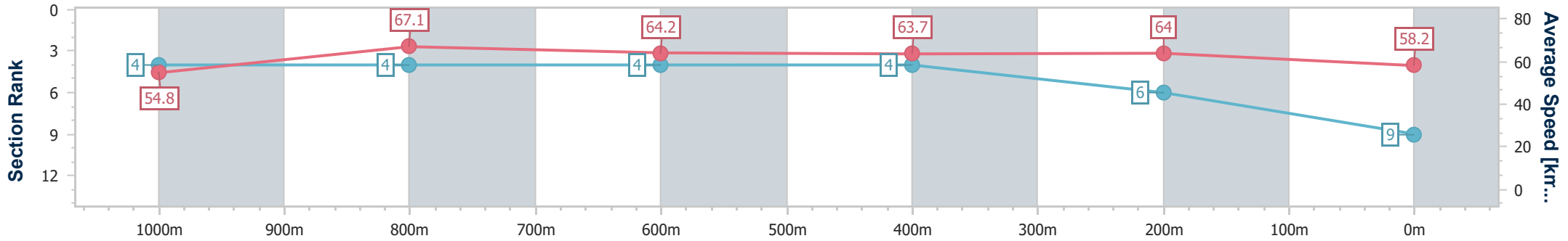
27 July 2024 - 15:42

Track Rating: Good 4, Weather: Fine, Rail Position: +2.5m Entire



BRISBANE
RACING CLUB

Section	Overall	1000m	800m	600m	400m	200m
Section Times	1:10.04 [9] (0:13.13)	0:56.91 [4] (0:10.79)	0:46.12 [4] (0:11.29)	0:34.83 [4] (0:11.24)	0:23.59 [4] (0:11.21)	0:12.38 [6] (0:12.38)
Average Speed [km/h]	54.8	67.1	64.2	63.7	64.0	58.2
Top Speed [km/h]	69.2	70.1	66.1	65.7	65.3	62.1
Avg. Dist. to Rail [m]	1.1	1.5	1.2	0.8	1.5	2.0
Avg. Stride Freq. [Hz]	2.4	2.4	2.3	2.4	2.4	2.3
Avg. Stride Length [m]	6.3	7.6	7.6	7.5	7.3	7.0



- [] Ranking at each section and finish
- .-.- No data available at this section
- NA No data available