



Doomben QLD Professional

Race 8: XXXX QTIS Three-Year-Old Fillies Handicap - 1200m

27 July 2024 - 16:18



BRISBANE
RACING CLUB

Track Rating: Good 4, Weather: Fine, Rail Position: +2.5m Entire

Section		Overall	1000m	800m	600m	400m	200m	Last 600m					
Field Times		1:09.08 (0:12.54)	0:56.54 (0:10.39)	0:46.15 (0:11.22)	0:34.93 (0:11.43)	0:23.50 (0:11.30)	0:12.20 (0:12.20)	0:34.93					
Rank	TAB Horse/Jockey	Barrier	Top Speed [km/h]	Fastest Section							Margin	Distance Travelled [m]	
1	15 REAL RUSH Emily Lang	2	72.9 Overall	0:10.39 1000m	1:09.08 [1] (0:12.54)	0:56.54 [1] (0:10.39)	0:46.15 [1] (0:11.22)	0:34.93 [1] (0:11.43)	0:23.50 [1] (0:11.30)	0:12.20 [1] (0:12.20)	1:09.08	0:34.93	
2	1 FEMME FATALE Cejay Graham	10	71.2 1000m	0:10.45 1000m	1:09.38 [2] (0:12.71)	0:56.67 [2] (0:10.45)	0:46.22 [3] (0:11.14)	0:35.08 [2] (0:11.43)	0:23.65 [2] (0:11.37)	0:12.28 [2] (0:12.28)	1.76L	0:35.08	-2
3	10 SALT LAKE BETTY Samantha Collett	9	69.5 1000m	0:10.58 1000m	1:09.42 [3] (0:13.24)	0:56.18 [8] (0:10.58)	0:45.60 [8] (0:11.09)	0:34.51 [8] (0:11.32)	0:23.19 [7] (0:11.22)	0:11.97 [5] (0:11.97)	1.97L	0:34.51	+4
4	3 AVONE James Orman	3	71.6 Overall	0:10.49 1000m	1:09.48 [4] (0:12.82)	0:56.66 [4] (0:10.49)	0:46.17 [4] (0:11.26)	0:34.91 [5] (0:11.45)	0:23.46 [4] (0:11.16)	0:12.30 [3] (0:12.30)	2.31L	0:34.91	+8
4	9 ROSE NOIR Nikita Beriman	6	69.4 1000m	0:10.58 1000m	1:09.48 [4] (0:13.66)	0:55.82 [12] (0:10.58)	0:45.24 [12] (0:11.01)	0:34.23 [11] (0:11.46)	0:22.77 [12] (0:10.90)	0:11.87 [7] (0:11.87)	2.31L	0:34.23	+7
6	7 ALLOW ME Jake Bayliss	18	70.7 1000m	0:10.45 1000m	1:09.75 [6] (0:13.58)	0:56.17 [11] (0:10.45)	0:45.72 [11] (0:11.21)	0:34.51 [10] (0:11.13)	0:23.38 [8] (0:11.33)	0:12.05 [8] (0:12.05)	3.91L	0:34.51	+4
7	8 JOJO RABBIT Jag Guthmann-Chester	4	71.9 1000m	0:10.37 1000m	1:09.82 [7] (0:13.04)	0:56.78 [6] (0:10.37)	0:46.41 [5] (0:11.27)	0:35.14 [6] (0:11.39)	0:23.75 [5] (0:11.50)	0:12.25 [6] (0:12.25)	4.33L	0:35.14	+3
8	12 BEACHSIDE BABE Tahlia Fenlon	13	68.0 1000m	0:10.81 1000m	1:09.84 [8] (0:13.91)	0:55.93 [13] (0:10.81)	0:45.12 [13] (0:10.91)	0:34.21 [13] (0:11.26)	0:22.95 [13] (0:11.07)	0:11.88 [10] (0:11.88)	4.42L	0:34.21	-9
9	4 FIVE STAR VIXEN Dan McGillivray	15	68.9 1000m	0:10.65 1000m	1:09.92 [9] (0:12.88)	0:57.04 [5] (0:10.65)	0:46.39 [6] (0:10.96)	0:35.43 [4] (0:11.35)	0:24.08 [3] (0:11.52)	0:12.56 [4] (0:12.56)	4.91L	0:35.43	-2
10	18 CALL ME SUPER Ron Stewart	7	70.9 1000m	0:10.51 1000m	1:10.11 [10] (0:13.43)	0:56.68 [9] (0:10.51)	0:46.17 [9] (0:11.11)	0:35.06 [9] (0:11.48)	0:23.58 [10] (0:11.46)	0:12.12 [13] (0:12.12)	6.03L	0:35.06	-3

Scratched: Duntroon Lass (#14), First Person (#13), Termagant (#2), Rich Minx (#16), Laydownlily (#6)

Report Created: Sat 27 July 2024 16:43 GMT+10 (Note: Timing is based on position data)

Page 1/15

[] Ranking at each section and finish
 -:-:- No data available at this section
 NA No data available

SCN Saddle cloth number
 DNF Did not finish
 DNT Did not track

data processed by TRIPLES DATA



Doomben QLD Professional

Race 8: XXXX QTIS Three-Year-Old Fillies Handicap - 1200m

27 July 2024 - 16:18



BRISBANE
RACING CLUB

Track Rating: Good 4, Weather: Fine, Rail Position: +2.5m Entire

Section		Overall	1000m	800m	600m	400m	200m	Last 600m					
Field Times		1:09.08 (0:12.54)	0:56.54 (0:10.39)	0:46.15 (0:11.22)	0:34.93 (0:11.43)	0:23.50 (0:11.30)	0:12.20 (0:12.20)	0:34.93					
Rank	TAB Horse/Jockey	Barrier	Top Speed [km/h]	Fastest Section	Margin							Distance Travelled [m]	
11	17 MISS SHA BLUE Taylor Marshall	11	71.7 1000m	0:10.44 1000m	1:10.16 [11] (0:13.51)	0:56.65 [10] (0:10.44)	0:46.21 [10] (0:11.30)	0:34.91 [12] (0:11.39)	0:23.52 [11] (0:11.33)	0:12.19 [11] (0:12.19)	6.32L	0:34.91	+0
12	5 GREYZOUS Ryan Maloney	5	71.6 Overall	0:10.52 1000m	1:10.32 [12] (0:13.04)	0:57.28 [7] (0:10.52)	0:46.76 [7] (0:11.28)	0:35.48 [7] (0:11.55)	0:23.93 [9] (0:11.38)	0:12.55 [9] (0:12.55)	7.25L	0:35.48	+9
13	11 SPIRITUAL SONG Angela Jones	1	71.6 1000m	0:10.35 1000m	1:11.76 [13] (0:12.72)	0:59.04 [3] (0:10.35)	0:48.69 [2] (0:11.40)	0:37.29 [3] (0:11.66)	0:25.63 [6] (0:11.85)	0:13.78 [12] (0:13.78)	15.76L	0:37.29	+2

Scratched: Duntroon Lass (#14), First Person (#13), Termagant (#2), Rich Minx (#16), Laydownlily (#6)

[] Ranking at each section and finish
 -:-:- No data available at this section
 NA No data available

SCN Saddle cloth number
 DNF Did not finish
 DNT Did not track



Horse/Jockey Name	Real Rush
Final Rank	1
Fastest Section Time (Section)	0:10.39 (1000m)
Top Speed [km/h] (Section)	72.9 (Overall)
Race State	Finished

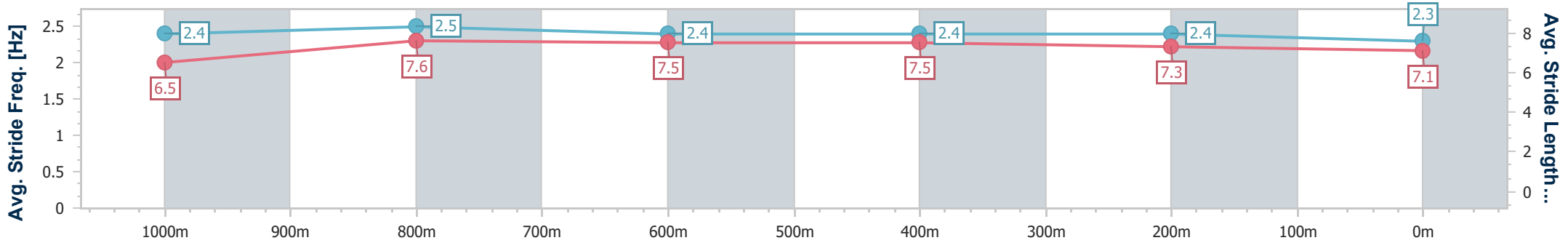
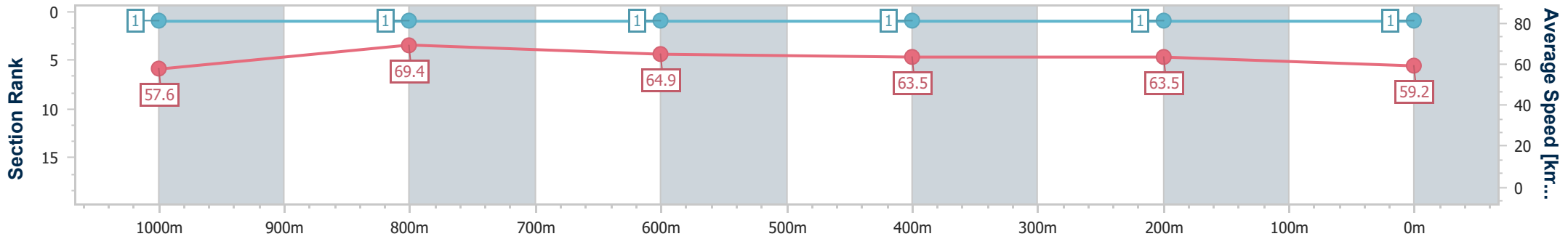


Doomben QLD Professional
Race 8: XXXX QTIS Three-Year-Old Fillies Handicap - 1200m
 27 July 2024 - 16:18
 Track Rating: Good 4, Weather: Fine, Rail Position: +2.5m Entire



BRISBANE
RACING CLUB

Section	Overall	1000m	800m	600m	400m	200m
Section Times	1:09.08 [1] (0:12.54)	0:56.54 [1] (0:10.39)	0:46.15 [1] (0:11.22)	0:34.93 [1] (0:11.43)	0:23.50 [1] (0:11.30)	0:12.20 [1] (0:12.20)
Average Speed [km/h]	57.6	69.4	64.9	63.5	63.5	59.2
Top Speed [km/h]	72.9	72.3	67.0	64.0	65.0	62.7
Avg. Dist. to Rail [m]	2.5	0.5	2.9	1.4	1.0	1.3
Avg. Stride Freq. [Hz]	2.4	2.5	2.4	2.4	2.4	2.3
Avg. Stride Length [m]	6.5	7.6	7.5	7.5	7.3	7.1



- [] Ranking at each section and finish
- .-.- No data available at this section
- NA No data available



Horse/Jockey Name	Femme Fatale
Final Rank	2
Fastest Section Time (Section)	0:10.45 (1000m)
Top Speed [km/h] (Section)	71.2 (1000m)
Race State	Finished

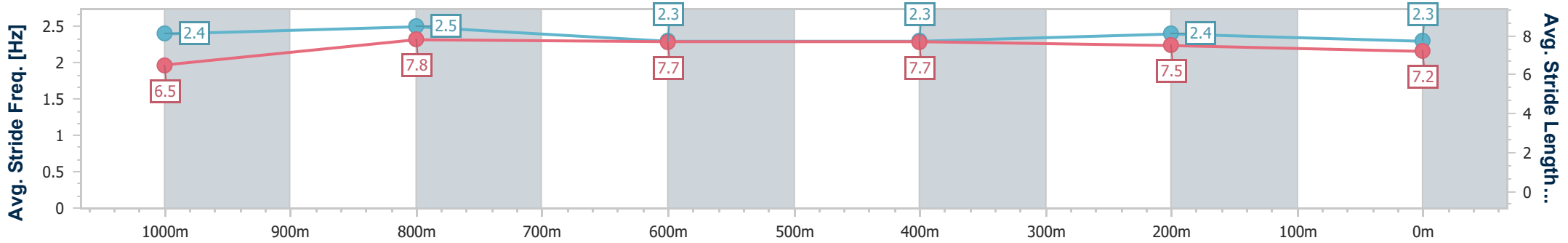
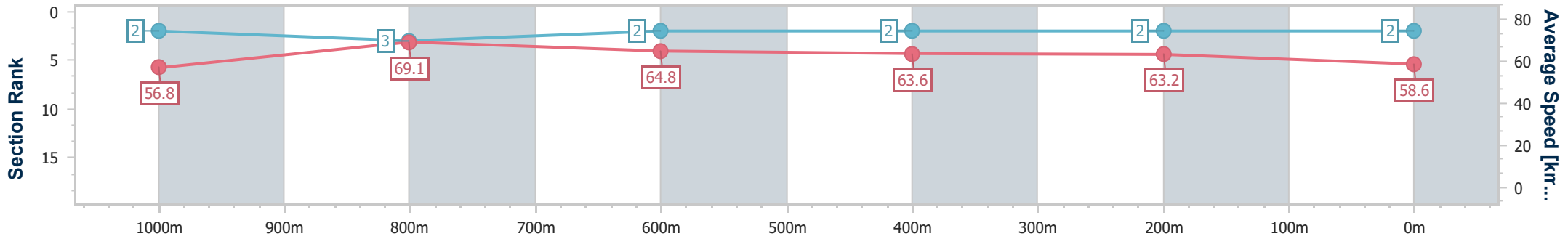


Doomben QLD Professional
Race 8: XXXX QTIS Three-Year-Old Fillies Handicap - 1200m
 27 July 2024 - 16:18
 Track Rating: Good 4, Weather: Fine, Rail Position: +2.5m Entire



BRISBANE
RACING CLUB

Section	Overall	1000m	800m	600m	400m	200m
Section Times	1:09.38 [2] (0:12.71)	0:56.67 [2] (0:10.45)	0:46.22 [3] (0:11.14)	0:35.08 [2] (0:11.43)	0:23.65 [2] (0:11.37)	0:12.28 [2] (0:12.28)
Average Speed [km/h]	56.8	69.1	64.8	63.6	63.2	58.6
Top Speed [km/h]	70.9	71.2	66.3	64.7	64.6	62.8
Avg. Dist. to Rail [m]	6.9	2.0	1.0	1.4	1.1	0.5
Avg. Stride Freq. [Hz]	2.4	2.5	2.3	2.3	2.4	2.3
Avg. Stride Length [m]	6.5	7.8	7.7	7.7	7.5	7.2



- [] Ranking at each section and finish
- .-.- No data available at this section
- NA No data available



Horse/Jockey Name	Salt Lake Betty
Final Rank	3
Fastest Section Time (Section)	0:10.58 (1000m)
Top Speed [km/h] (Section)	69.5 (1000m)
Race State	Finished

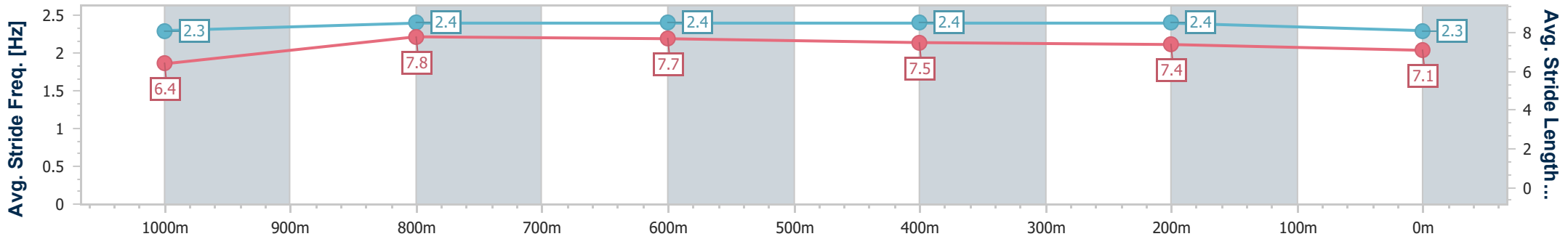
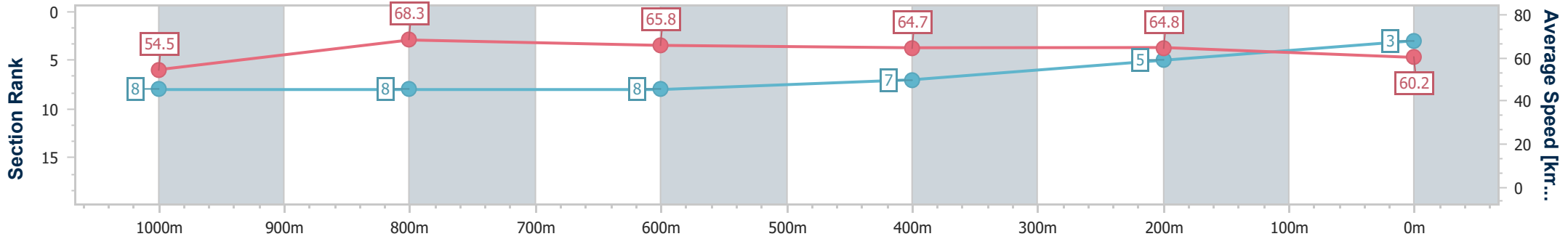


Doomben QLD Professional
Race 8: XXXX QTIS Three-Year-Old Fillies Handicap - 1200m
 27 July 2024 - 16:18
 Track Rating: Good 4, Weather: Fine, Rail Position: +2.5m Entire



BRISBANE
 RACING CLUB

Section	Overall	1000m	800m	600m	400m	200m
Section Times	1:09.42 [3] (0:13.24)	0:56.18 [8] (0:10.58)	0:45.60 [8] (0:11.09)	0:34.51 [8] (0:11.32)	0:23.19 [7] (0:11.22)	0:11.97 [5]
Average Speed [km/h]	54.5	68.3	65.8	64.7	64.8	60.2
Top Speed [km/h]	69.1	69.5	68.6	66.2	65.7	64.0
Avg. Dist. to Rail [m]	6.6	1.7	2.6	3.2	5.5	6.0
Avg. Stride Freq. [Hz]	2.3	2.4	2.4	2.4	2.4	2.3
Avg. Stride Length [m]	6.4	7.8	7.7	7.5	7.4	7.1



- [] Ranking at each section and finish
- .-.- No data available at this section
- NA No data available



Horse/Jockey Name	Avone
Final Rank	4
Fastest Section Time (Section)	0:10.49 (1000m)
Top Speed [km/h] (Section)	71.6 (Overall)
Race State	Finished

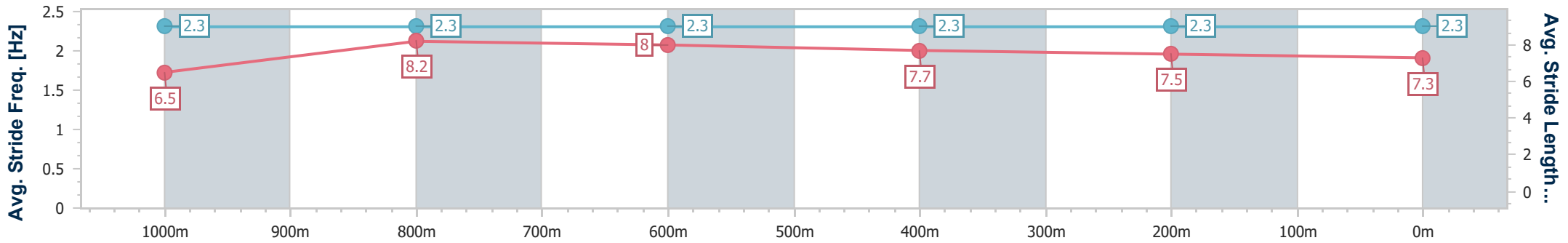
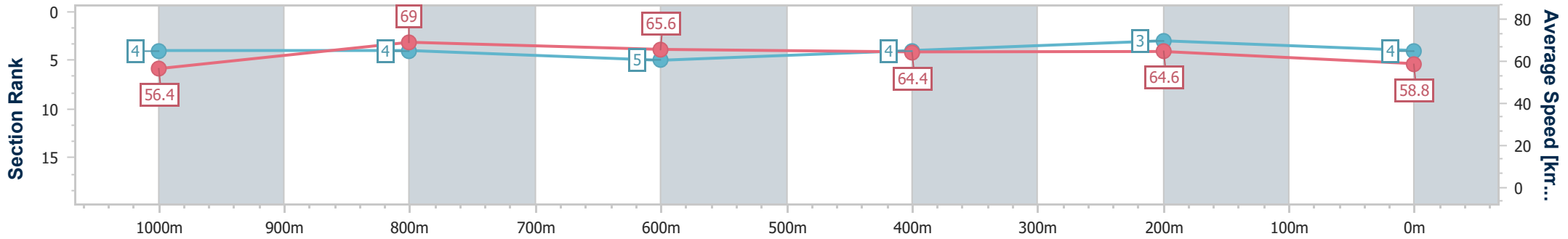


Doomben QLD Professional
Race 8: XXXX QTIS Three-Year-Old Fillies Handicap - 1200m
 27 July 2024 - 16:18
 Track Rating: Good 4, Weather: Fine, Rail Position: +2.5m Entire



BRISBANE
RACING CLUB

Section	Overall	1000m	800m	600m	400m	200m
Section Times	1:09.48 [4] (0:12.82)	0:56.66 [4] (0:10.49)	0:46.17 [4] (0:11.26)	0:34.91 [5] (0:11.45)	0:23.46 [4] (0:11.16)	0:12.30 [3] (0:12.30)
Average Speed [km/h]	56.4	69.0	65.6	64.4	64.6	58.8
Top Speed [km/h]	71.6	71.4	68.0	66.1	65.4	62.9
Avg. Dist. to Rail [m]	2.8	2.2	5.2	4.7	2.5	3.8
Avg. Stride Freq. [Hz]	2.3	2.3	2.3	2.3	2.3	2.3
Avg. Stride Length [m]	6.5	8.2	8.0	7.7	7.5	7.3



- [] Ranking at each section and finish
- .-.- No data available at this section
- NA No data available



Horse/Jockey Name	Rose Noir
Final Rank	4
Fastest Section Time (Section)	0:10.58 (1000m)
Top Speed [km/h] (Section)	69.4 (1000m)
Race State	Finished

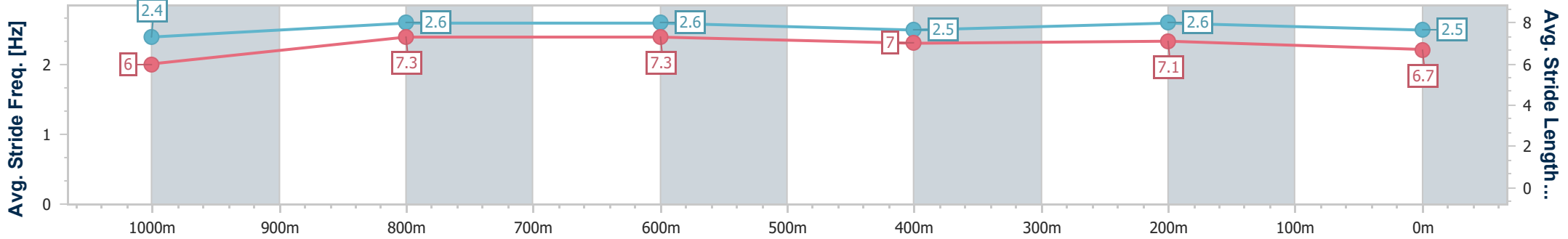
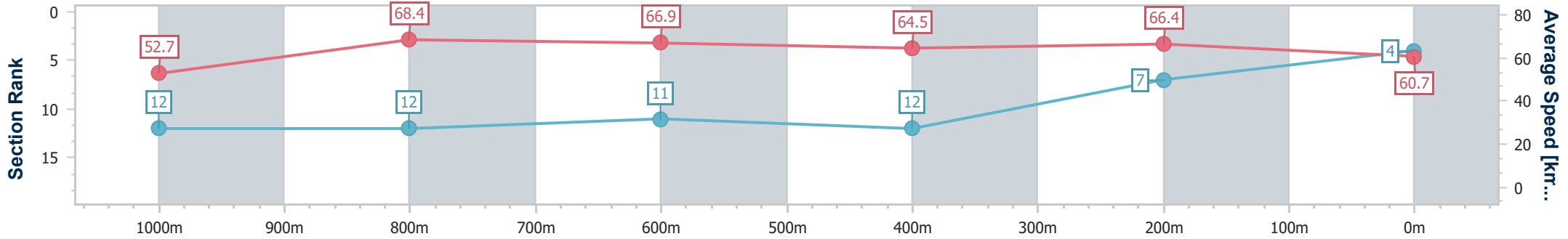


Doomben QLD Professional
Race 8: XXXX QTIS Three-Year-Old Fillies Handicap - 1200m
 27 July 2024 - 16:18
 Track Rating: Good 4, Weather: Fine, Rail Position: +2.5m Entire



BRISBANE
 RACING CLUB

Section	Overall	1000m	800m	600m	400m	200m
Section Times	1:09.48 [4] (0:13.66)	0:55.82 [12] (0:10.58)	0:45.24 [12] (0:11.01)	0:34.23 [11] (0:11.46)	0:22.77 [12] (0:10.90)	0:11.87 [7] (0:11.87)
Average Speed [km/h]	52.7	68.4	66.9	64.5	66.4	60.7
Top Speed [km/h]	69.0	69.4	69.1	66.7	68.0	64.7
Avg. Dist. to Rail [m]	3.5	0.5	5.0	4.7	4.1	5.6
Avg. Stride Freq. [Hz]	2.4	2.6	2.6	2.5	2.6	2.5
Avg. Stride Length [m]	6.0	7.3	7.3	7.0	7.1	6.7



- [] Ranking at each section and finish
- .-.- No data available at this section
- NA No data available



Horse/Jockey Name	Allow Me
Final Rank	6
Fastest Section Time (Section)	0:10.45 (1000m)
Top Speed [km/h] (Section)	70.7 (1000m)
Race State	Finished

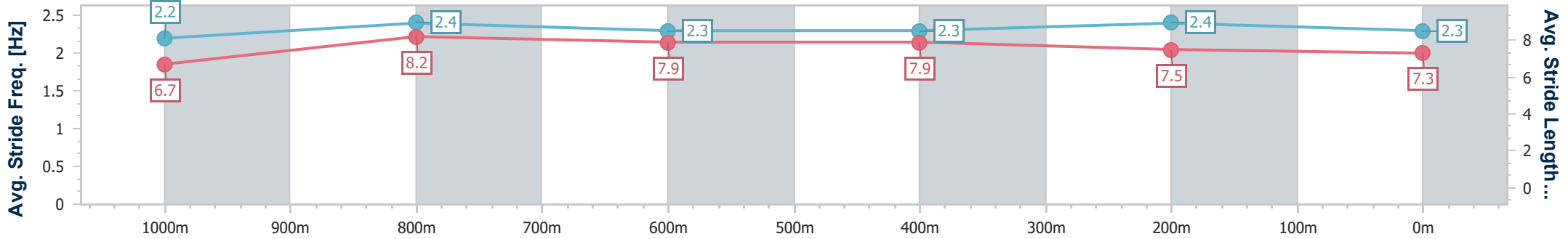
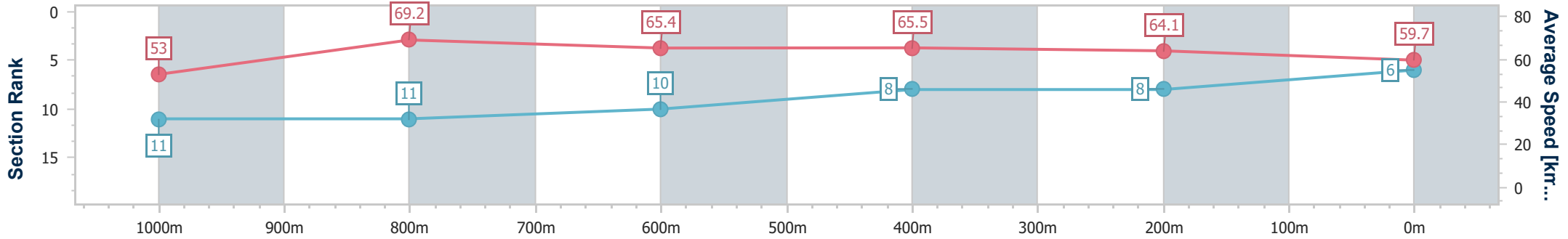


Doomben QLD Professional
Race 8: XXXX QTIS Three-Year-Old Fillies Handicap - 1200m
 27 July 2024 - 16:18
 Track Rating: Good 4, Weather: Fine, Rail Position: +2.5m Entire



BRISBANE
RACING CLUB

Section	Overall	1000m	800m	600m	400m	200m
Section Times	1:09.75 [6] (0:13.58)	0:56.17 [11] (0:10.45)	0:45.72 [11] (0:11.21)	0:34.51 [10] (0:11.13)	0:23.38 [8] (0:11.33)	0:12.05 [8] (0:12.05)
Average Speed [km/h]	53.0	69.2	65.4	65.5	64.1	59.7
Top Speed [km/h]	67.8	70.7	67.8	67.4	65.1	61.9
Avg. Dist. to Rail [m]	8.8	1.8	3.6	1.9	6.9	7.9
Avg. Stride Freq. [Hz]	2.2	2.4	2.3	2.3	2.4	2.3
Avg. Stride Length [m]	6.7	8.2	7.9	7.9	7.5	7.3



- [] Ranking at each section and finish
- .-.- No data available at this section
- NA No data available



Horse/Jockey Name	Jojo Rabbit
Final Rank	7
Fastest Section Time (Section)	0:10.37 (1000m)
Top Speed [km/h] (Section)	71.9 (1000m)
Race State	Finished

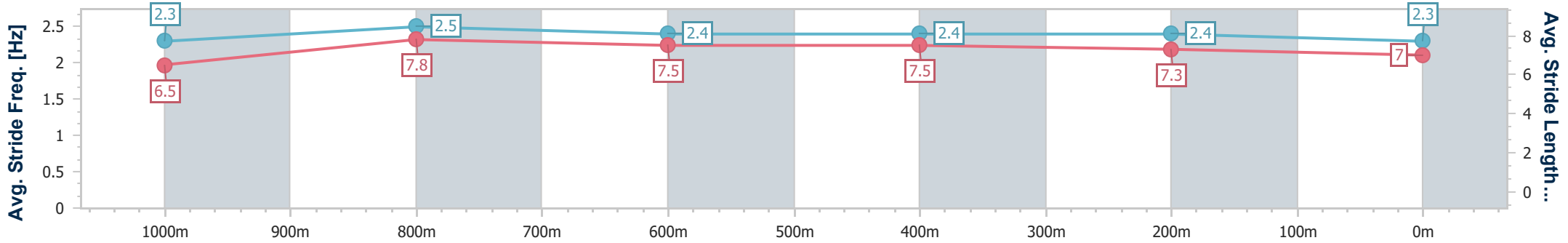
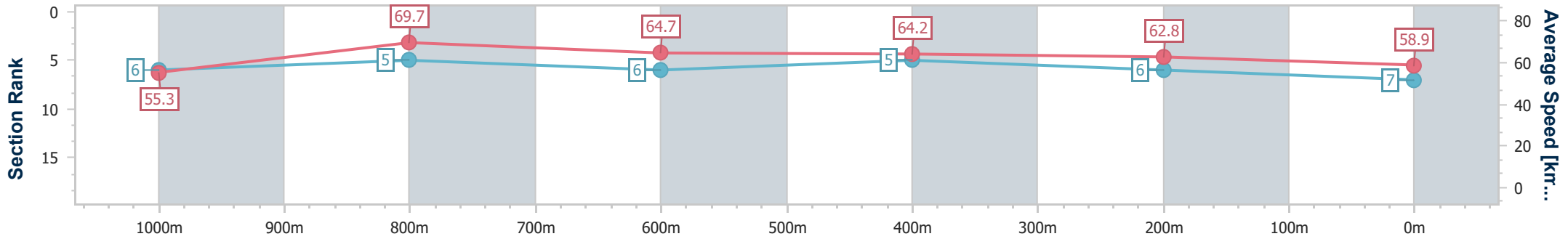


Doomben QLD Professional
Race 8: XXXX QTIS Three-Year-Old Fillies Handicap - 1200m
 27 July 2024 - 16:18
 Track Rating: Good 4, Weather: Fine, Rail Position: +2.5m Entire



BRISBANE
RACING CLUB

Section	Overall	1000m	800m	600m	400m	200m
Section Times	1:09.82 [7] (0:13.04)	0:56.78 [6] (0:10.37)	0:46.41 [5] (0:11.27)	0:35.14 [6] (0:11.39)	0:23.75 [5] (0:11.50)	0:12.25 [6] (0:12.25)
Average Speed [km/h]	55.3	69.7	64.7	64.2	62.8	58.9
Top Speed [km/h]	71.7	71.9	67.0	66.6	64.3	62.6
Avg. Dist. to Rail [m]	3.1	0.8	2.8	3.1	2.1	2.9
Avg. Stride Freq. [Hz]	2.3	2.5	2.4	2.4	2.4	2.3
Avg. Stride Length [m]	6.5	7.8	7.5	7.5	7.3	7.0



- [] Ranking at each section and finish
- .-.- No data available at this section
- NA No data available



Horse/Jockey Name	Beachside Babe
Final Rank	8
Fastest Section Time (Section)	0:10.81 (1000m)
Top Speed [km/h] (Section)	68.0 (1000m)
Race State	Finished

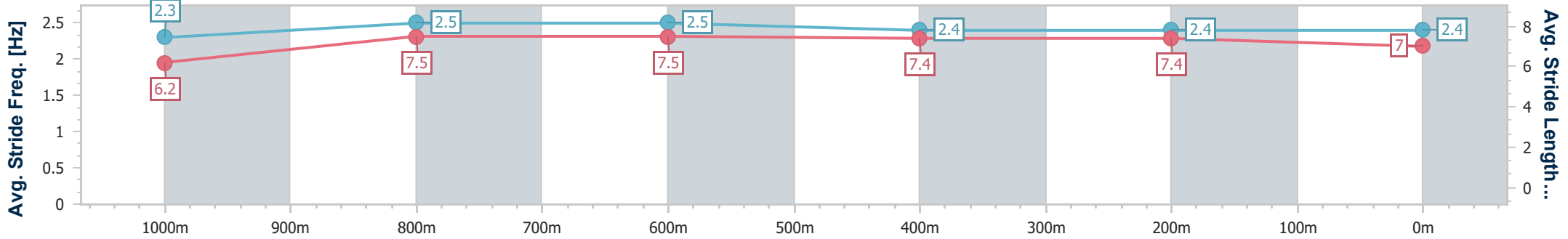
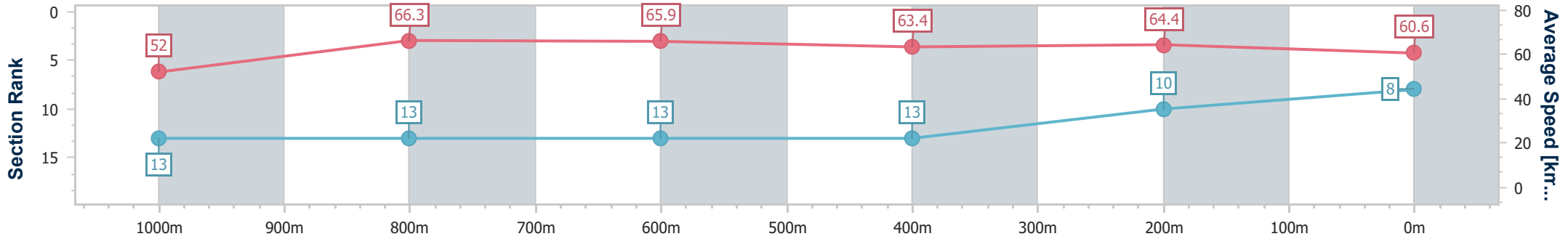


Doomben QLD Professional
Race 8: XXXX QTIS Three-Year-Old Fillies Handicap - 1200m
 27 July 2024 - 16:18
 Track Rating: Good 4, Weather: Fine, Rail Position: +2.5m Entire



BRISBANE
RACING CLUB

Section	Overall	1000m	800m	600m	400m	200m
Section Times	1:09.84 [8] (0:13.91)	0:55.93 [13] (0:10.81)	0:45.12 [13] (0:10.91)	0:34.21 [13] (0:11.26)	0:22.95 [13] (0:11.07)	0:11.88 [10] (0:11.88)
Average Speed [km/h]	52.0	66.3	65.9	63.4	64.4	60.6
Top Speed [km/h]	66.8	68.0	67.2	65.7	66.0	64.1
Avg. Dist. to Rail [m]	6.7	0.3	0.6	1.7	2.8	2.1
Avg. Stride Freq. [Hz]	2.3	2.5	2.5	2.4	2.4	2.4
Avg. Stride Length [m]	6.2	7.5	7.5	7.4	7.4	7.0



- [] Ranking at each section and finish
- .-.- No data available at this section
- NA No data available



Horse/Jockey Name	Five Star Vixen
Final Rank	9
Fastest Section Time (Section)	0:10.65 (1000m)
Top Speed [km/h] (Section)	68.9 (1000m)
Race State	Finished

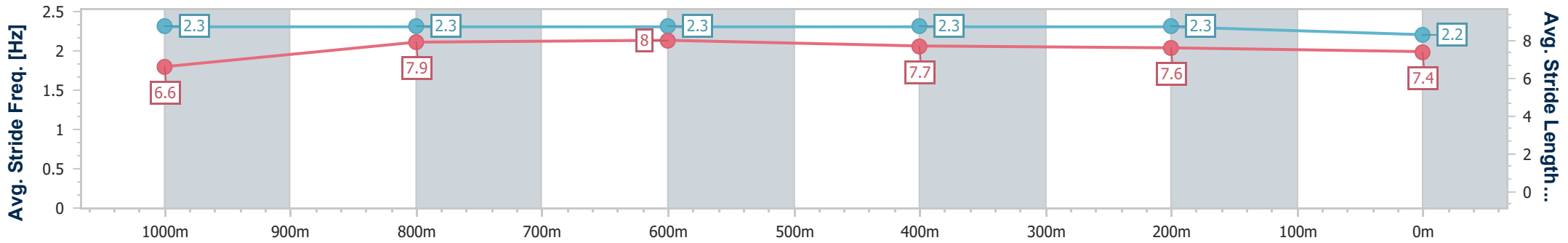
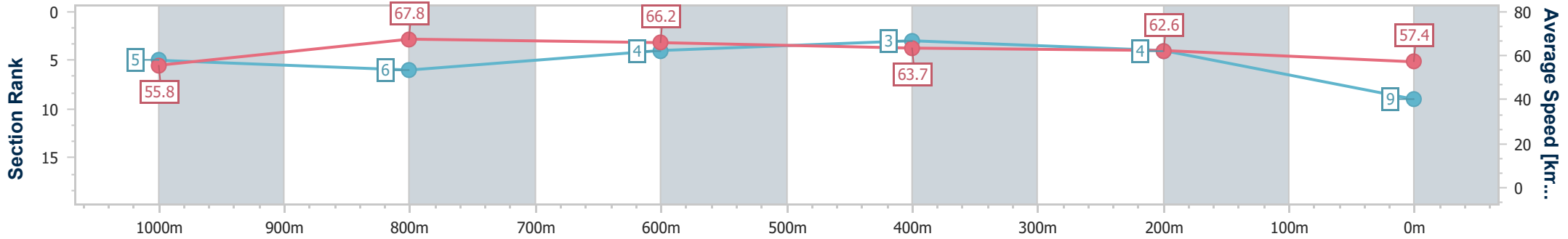


Doomben QLD Professional
Race 8: XXXX QTIS Three-Year-Old Fillies Handicap - 1200m
 27 July 2024 - 16:18
 Track Rating: Good 4, Weather: Fine, Rail Position: +2.5m Entire



BRISBANE
RACING CLUB

Section	Overall	1000m	800m	600m	400m	200m
Section Times	1:09.92 [9] (0:12.88)	0:57.04 [5] (0:10.65)	0:46.39 [6] (0:10.96)	0:35.43 [4] (0:11.35)	0:24.08 [3] (0:11.52)	0:12.56 [4] (0:12.56)
Average Speed [km/h]	55.8	67.8	66.2	63.7	62.6	57.4
Top Speed [km/h]	68.9	68.9	68.5	65.3	63.3	61.5
Avg. Dist. to Rail [m]	8.7	1.8	0.9	1.0	3.3	3.8
Avg. Stride Freq. [Hz]	2.3	2.3	2.3	2.3	2.3	2.2
Avg. Stride Length [m]	6.6	7.9	8.0	7.7	7.6	7.4



- [] Ranking at each section and finish
- .-.- No data available at this section
- NA No data available



Horse/Jockey Name	Call Me Super
Final Rank	10
Fastest Section Time (Section)	0:10.51 (1000m)
Top Speed [km/h] (Section)	70.9 (1000m)
Race State	Finished

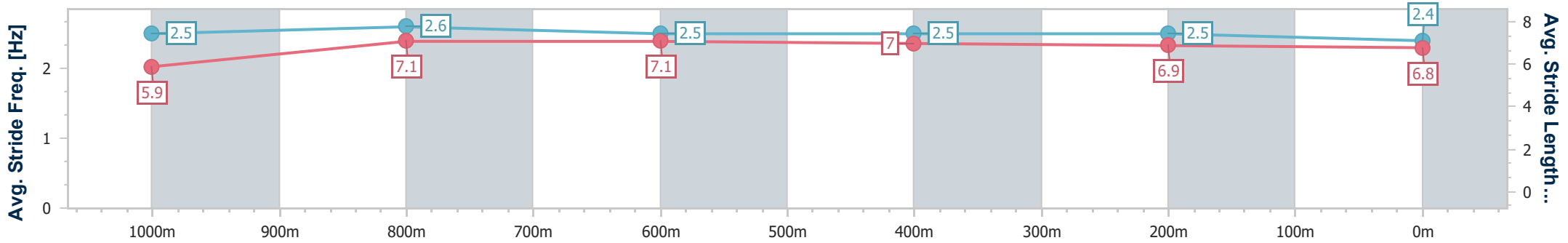
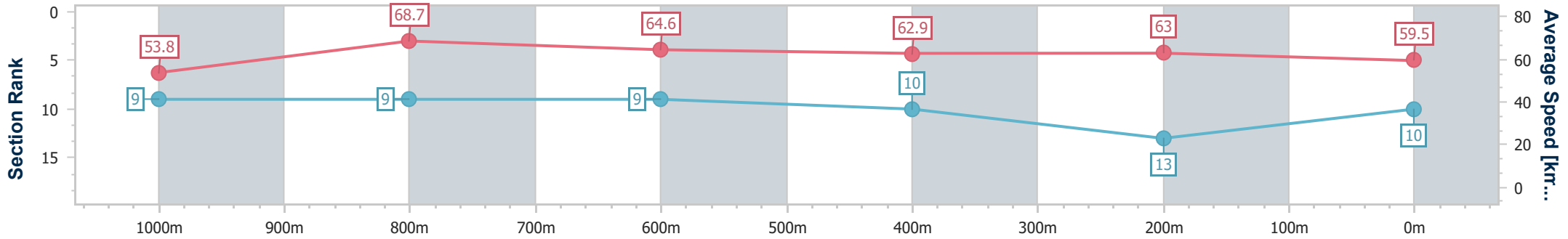


Doomben QLD Professional
Race 8: XXXX QTIS Three-Year-Old Fillies Handicap - 1200m
 27 July 2024 - 16:18
 Track Rating: Good 4, Weather: Fine, Rail Position: +2.5m Entire



BRISBANE
 RACING CLUB

Section	Overall	1000m	800m	600m	400m	200m
Section Times	1:10.11 [10] (0:13.43)	0:56.68 [9] (0:10.51)	0:46.17 [9] (0:11.11)	0:35.06 [9] (0:11.48)	0:23.58 [10] (0:11.46)	0:12.12 [13] (0:12.12)
Average Speed [km/h]	53.8	68.7	64.6	62.9	63.0	59.5
Top Speed [km/h]	69.9	70.9	67.3	64.0	64.9	62.6
Avg. Dist. to Rail [m]	5.8	1.3	0.3	0.4	3.1	1.7
Avg. Stride Freq. [Hz]	2.5	2.6	2.5	2.5	2.5	2.4
Avg. Stride Length [m]	5.9	7.1	7.1	7.0	6.9	6.8



- [] Ranking at each section and finish
- .-.- No data available at this section
- NA No data available



Horse/Jockey Name	Miss Sha Blue
Final Rank	11
Fastest Section Time (Section)	0:10.44 (1000m)
Top Speed [km/h] (Section)	71.7 (1000m)
Race State	Finished

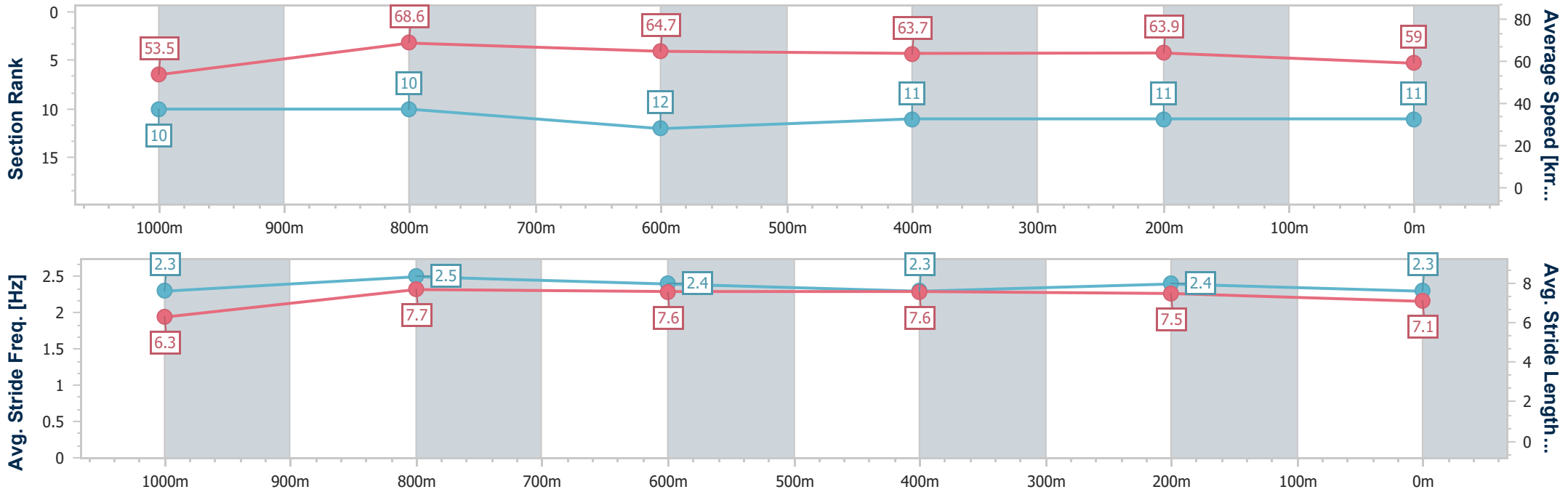


Doomben QLD Professional
Race 8: XXXX QTIS Three-Year-Old Fillies Handicap - 1200m
 27 July 2024 - 16:18
 Track Rating: Good 4, Weather: Fine, Rail Position: +2.5m Entire



BRISBANE
RACING CLUB

Section	Overall	1000m	800m	600m	400m	200m
Section Times	1:10.16 [11] (0:13.51)	0:56.65 [10] (0:10.44)	0:46.21 [10] (0:11.30)	0:34.91 [12] (0:11.39)	0:23.52 [11] (0:11.33)	0:12.19 [11] (0:12.19)
Average Speed [km/h]	53.5	68.6	64.7	63.7	63.9	59.0
Top Speed [km/h]	71.1	71.7	66.9	65.3	64.8	63.6
Avg. Dist. to Rail [m]	5.4	0.7	2.7	1.7	4.2	4.6
Avg. Stride Freq. [Hz]	2.3	2.5	2.4	2.3	2.4	2.3
Avg. Stride Length [m]	6.3	7.7	7.6	7.6	7.5	7.1



- [] Ranking at each section and finish
- .-.- No data available at this section
- NA No data available



Horse/Jockey Name	Greyzous
Final Rank	12
Fastest Section Time (Section)	0:10.52 (1000m)
Top Speed [km/h] (Section)	71.6 (Overall)
Race State	Finished

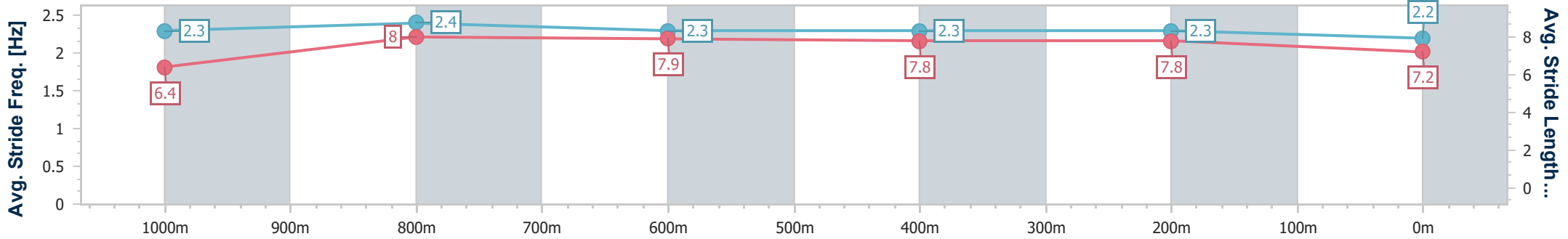
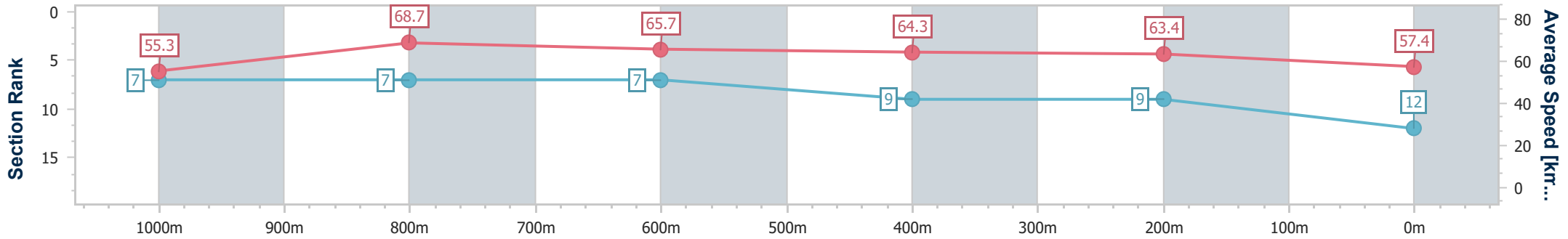


Doomben QLD Professional
Race 8: XXXX QTIS Three-Year-Old Fillies Handicap - 1200m
 27 July 2024 - 16:18
 Track Rating: Good 4, Weather: Fine, Rail Position: +2.5m Entire



BRISBANE
RACING CLUB

Section	Overall	1000m	800m	600m	400m	200m
Section Times	1:10.32 [12] (0:13.04)	0:57.28 [7] (0:10.52)	0:46.76 [7] (0:11.28)	0:35.48 [7] (0:11.55)	0:23.93 [9] (0:11.38)	0:12.55 [9] (0:12.55)
Average Speed [km/h]	55.3	68.7	65.7	64.3	63.4	57.4
Top Speed [km/h]	71.6	71.2	68.5	65.9	65.3	62.3
Avg. Dist. to Rail [m]	4.7	2.1	6.2	5.7	1.6	3.3
Avg. Stride Freq. [Hz]	2.3	2.4	2.3	2.3	2.3	2.2
Avg. Stride Length [m]	6.4	8.0	7.9	7.8	7.8	7.2



- [] Ranking at each section and finish
- .-.- No data available at this section
- NA No data available



Horse/Jockey Name	Spiritual Song
Final Rank	13
Fastest Section Time (Section)	0:10.35 (1000m)
Top Speed [km/h] (Section)	71.6 (1000m)
Race State	Finished

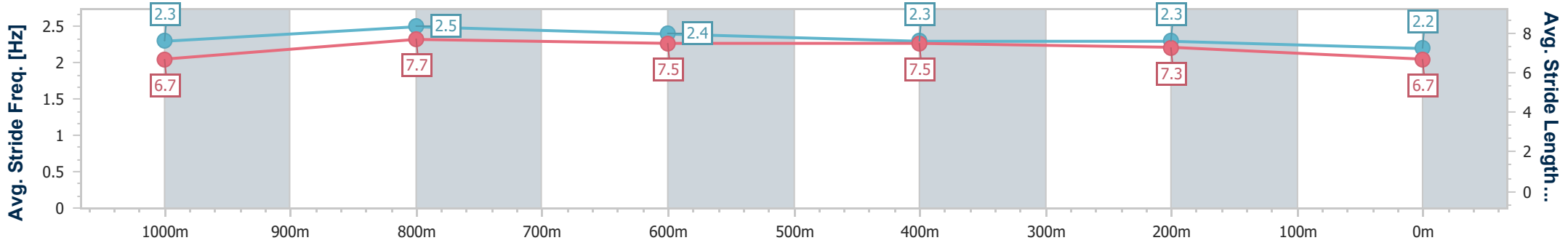
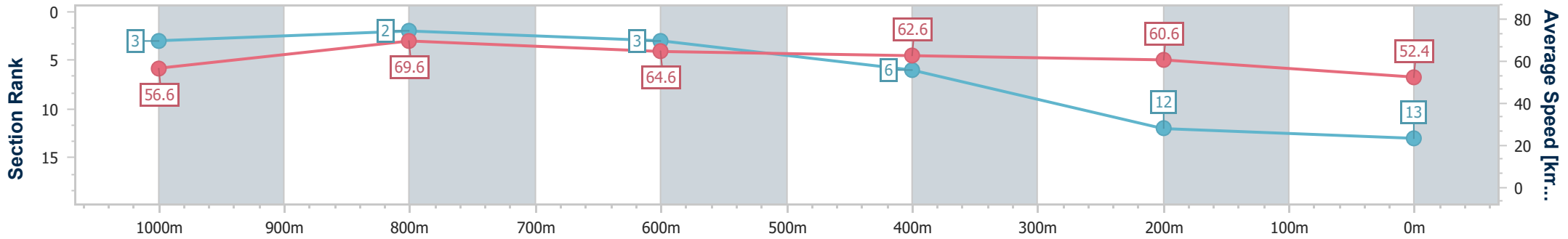


Doomben QLD Professional
Race 8: XXXX QTIS Three-Year-Old Fillies Handicap - 1200m
 27 July 2024 - 16:18
 Track Rating: Good 4, Weather: Fine, Rail Position: +2.5m Entire



BRISBANE
 RACING CLUB

Section	Overall	1000m	800m	600m	400m	200m
Section Times	1:11.76 [13] (0:12.72)	0:59.04 [3] (0:10.35)	0:48.69 [2] (0:11.40)	0:37.29 [3] (0:11.66)	0:25.63 [6] (0:11.85)	0:13.78 [12] (0:13.78)
Average Speed [km/h]	56.6	69.6	64.6	62.6	60.6	52.4
Top Speed [km/h]	71.4	71.6	66.4	63.6	62.5	57.5
Avg. Dist. to Rail [m]	1.2	0.5	4.6	2.3	0.8	1.2
Avg. Stride Freq. [Hz]	2.3	2.5	2.4	2.3	2.3	2.2
Avg. Stride Length [m]	6.7	7.7	7.5	7.5	7.3	6.7



- [] Ranking at each section and finish
- .-.- No data available at this section
- NA No data available