



Toowoomba QLD Professional

Race 6: Steelenation Home Maintenance BenchMark 70 Handicap - 1625m

27 July 2024 - 19:26



Track Rating: Good 4, Weather: Fine, Rail Position: +3m Entire

| Section | Overall | 1400m | 1200m | 1000m | 800m | 600m | 400m | Last 600m | | | | | | |
|-------------|----------------------|---|----------------------|----------------------|----------------------|--------------------------|--------------------------|--------------------------|--------------------------|--------------------------|--------------------------|--------------------------|------------------------|----|
| Field Times | 1:39.28 (0:15.07) | 1:24.21 (0:10.67) | 1:13.54 (0:11.20) | 1:02.34 (0:12.03) | 0:50.31 (0:12.35) | 0:37.96 (0:12.49) | 0:25.47 (0:12.83) | 0:37.96 | | | | | | |
| Rank | TAB | Horse/Jockey | Barrier | Top Speed [km/h] | Fastest Section | | | | | | | | Distance Travelled [m] | |
| 1 | 5 | START STRUTTING Madeleine Wishart | 3 | 68.1 Overall | 0:10.83 1400m | 1:39.28 [1] (0:15.68) | 1:23.60 [6] (0:10.83) | 1:12.77 [6] (0:11.29) | 1:01.48 [7] (0:12.06) | 0:49.42 [7] (0:12.29) | 0:37.13 [7] (0:12.33) | 0:24.80 [7] (0:12.38) | 0:37.13 | |
| 2 | 1 | FESTIVAL PRINCE Hannah Phillips | 7 | 68.0 Overall | 0:10.61 1400m | 1:39.64 [2] (0:15.21) | 1:24.43 [2] (0:10.61) | 1:13.82 [2] (0:11.14) | 1:02.68 [2] (0:12.01) | 0:50.67 [1] (0:12.37) | 0:38.30 [2] (0:12.47) | 0:25.83 [1] (0:12.83) | 0:38.30 | +1 |
| 3 | 6 | PESHTWA Shannon Apthorpe | 1 | 69.1 Overall | 0:10.68 1400m | 1:39.67 [3] (0:15.36) | 1:24.31 [3] (0:10.68) | 1:13.63 [4] (0:11.16) | 1:02.47 [3] (0:12.04) | 0:50.43 [3] (0:12.35) | 0:38.08 [4] (0:12.54) | 0:25.54 [3] (0:12.76) | 0:38.08 | -5 |
| 4 | 2 | GRECIAN LASS Chris Whiteley | 4 | 69.5 Overall | 0:10.67 1400m | 1:40.53 [4] (0:15.42) | 1:25.11 [4] (0:10.67) | 1:14.44 [5] (0:11.38) | 1:03.06 [5] (0:12.07) | 0:50.99 [5] (0:12.24) | 0:38.75 [6] (0:12.55) | 0:26.20 [5] (0:12.87) | 0:38.75 | +1 |
| 5 | 7 | PICK ZA BEANS Justin Stanley | 5 | 68.0 1400m | 0:10.67 1400m | 1:40.61 [5] (0:15.07) | 1:25.54 [1] (0:10.67) | 1:14.87 [1] (0:11.20) | 1:03.67 [1] (0:12.03) | 0:51.64 [1] (0:12.35) | 0:39.29 [1] (0:12.64) | 0:26.65 [2] (0:12.95) | 0:39.29 | -5 |
| 6 | 3 | CHASING JACKLEY Liv O'Donnell | 9 | 68.0 1400m | 0:10.55 1400m | 1:41.37 [6] (0:15.44) | 1:25.93 [5] (0:10.55) | 1:15.38 [3] (0:11.27) | 1:04.11 [4] (0:11.99) | 0:52.12 [4] (0:12.31) | 0:39.81 [3] (0:12.61) | 0:27.20 [4] (0:13.15) | 0:39.81 | +1 |
| 7 | 4 | RUBY'S LAD Anthony Allen | 6 | 69.3 Overall | 0:10.50 1400m | 1:41.38 [7] (0:16.26) | 1:25.12 [8] (0:10.50) | 1:14.62 [7] (0:10.96) | 1:03.66 [6] (0:11.99) | 0:51.67 [6] (0:12.07) | 0:39.60 [5] (0:12.66) | 0:26.94 [6] (0:13.23) | 0:39.60 | +2 |
| 8 | 9 | AQUARIUS Montanna Savva | 2 | 68.4 1400m | 0:10.67 1400m | 1:41.89 [8] (0:16.10) | 1:25.79 [7] (0:10.67) | 1:15.12 [8] (0:11.18) | 1:03.94 [8] (0:12.07) | 0:51.87 [8] (0:12.14) | 0:39.73 [8] (0:12.78) | 0:26.95 [8] (0:13.07) | 0:39.73 | -7 |

Scratched: Anyway You Want It (#8)

[] Ranking at each section and finish
 -:-:- No data available at this section
 NA No data available

SCN Saddle cloth number
 DNF Did not finish
 DNT Did not track



Toowoomba QLD Professional
Race 6: Steelenation Home Maintenance BenchMark 70 Handicap - 1625m
27 July 2024 - 19:26



Track Rating: Good 4, Weather: Fine, Rail Position: +3m Entire

| Section | | | | 200m | | | | Last 600m | |
|-------------|-----|------------------------|---------|----------------------|-----------------|-------------|---------|-----------|------------------------|
| Field Times | | | | 0:12.64 (0:12.64) | | | | 0:37.96 | |
| Rank | TAB | Horse/Jockey | Barrier | Top Speed [km/h] | Fastest Section | Margin | | | Distance Travelled [m] |
| 1 | 5 | START STRUTTING | 3 | 68.1 | 0:10.83 | 0:12.42 [2] | 1:39.28 | | 0:37.13 |
| | | Madeleine Wishart | | Overall | 1400m | (0:12.42) | | | |
| 2 | 1 | FESTIVAL PRINCE | 7 | 68.0 | 0:10.61 | 0:13.00 [1] | 2L | | 0:38.30 +1 |
| | | Hannah Phillips | | Overall | 1400m | (0:13.00) | | | |
| 3 | 6 | PESHTWA | 1 | 69.1 | 0:10.68 | 0:12.78 [3] | 2.2L | | 0:38.08 -5 |
| | | Shannon Apthorpe | | Overall | 1400m | (0:12.78) | | | |
| 4 | 2 | GRECIAN LASS | 4 | 69.5 | 0:10.67 | 0:13.33 [5] | 7.2L | | 0:38.75 +1 |
| | | Chris Whiteley | | Overall | 1400m | (0:13.33) | | | |
| 5 | 7 | PICK ZA BEANS | 5 | 68.0 | 0:10.67 | 0:13.70 [4] | 7.6L | | 0:39.29 -5 |
| | | Justin Stanley | | 1400m | 1400m | (0:13.70) | | | |
| 6 | 3 | CHASING JACKLEY | 9 | 68.0 | 0:10.55 | 0:14.05 [6] | 11.9L | | 0:39.81 +1 |
| | | Liv O'Donnell | | 1400m | 1400m | (0:14.05) | | | |
| 7 | 4 | RUBY'S LAD | 6 | 69.3 | 0:10.50 | 0:13.71 [7] | 12L | | 0:39.60 +2 |
| | | Anthony Allen | | Overall | 1400m | (0:13.71) | | | |
| 8 | 9 | AQUARIUS | 2 | 68.4 | 0:10.67 | 0:13.88 [8] | 14.8L | | 0:39.73 -7 |
| | | Montanna Savva | | 1400m | 1400m | (0:13.88) | | | |

Scratched: Anyway You Want It (#8)

[] Ranking at each section and finish
 -:-:- No data available at this section
 NA No data available

SCN Saddle cloth number
 DNF Did not finish
 DNT Did not track



| | |
|--------------------------------|-----------------|
| Horse/Jockey Name | Start Strutting |
| Final Rank | 1 |
| Fastest Section Time (Section) | 0:10.83 (1400m) |
| Top Speed [km/h] (Section) | 68.1 (Overall) |
| Race State | Finished |

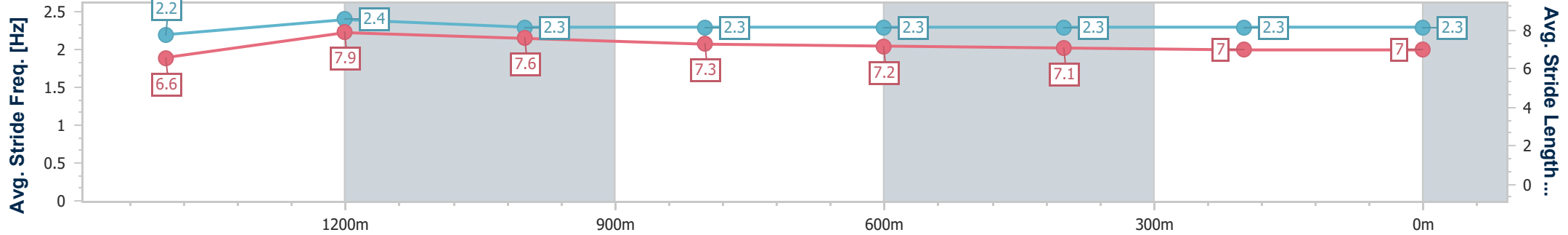
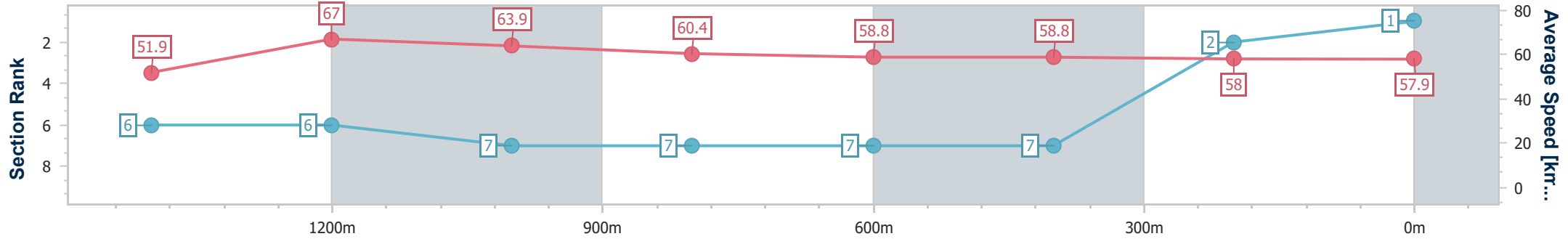


Toowoomba QLD Professional
 Race 6: Steelenation Home Maintenance BenchMark 70
 Handicap - 1625m
 27 July 2024 - 19:26



Track Rating: Good 4, Weather: Fine, Rail Position: +3m Entire

| Section | Overall | 1400m | 1200m | 1000m | 800m | 600m | 400m | 200m |
|------------------------|--------------------------|--------------------------|--------------------------|--------------------------|--------------------------|--------------------------|--------------------------|--------------------------|
| Section Times | 1:39.28 [1] (0:15.68) | 1:23.60 [6] (0:10.83) | 1:12.77 [6] (0:11.29) | 1:01.48 [7] (0:12.06) | 0:49.42 [7] (0:12.29) | 0:37.13 [7] (0:12.33) | 0:24.80 [7] (0:12.38) | 0:12.42 [2] (0:12.42) |
| Average Speed [km/h] | 51.9 | 67.0 | 63.9 | 60.4 | 58.8 | 58.8 | 58.0 | 57.9 |
| Top Speed [km/h] | 68.1 | 68.0 | 65.8 | 60.9 | 60.3 | 59.7 | 59.4 | 59.1 |
| Avg. Dist. to Rail [m] | 3.6 | 1.8 | 2.3 | 2.1 | 2.3 | 0.9 | 0.5 | 0.5 |
| Avg. Stride Freq. [Hz] | 2.2 | 2.4 | 2.3 | 2.3 | 2.3 | 2.3 | 2.3 | 2.3 |
| Avg. Stride Length [m] | 6.6 | 7.9 | 7.6 | 7.3 | 7.2 | 7.1 | 7.0 | 7.0 |



- [] Ranking at each section and finish
- .-.- No data available at this section
- NA No data available



| | |
|--------------------------------|-----------------|
| Horse/Jockey Name | Festival Prince |
| Final Rank | 2 |
| Fastest Section Time (Section) | 0:10.61 (1400m) |
| Top Speed [km/h] (Section) | 68.0 (Overall) |
| Race State | Finished |

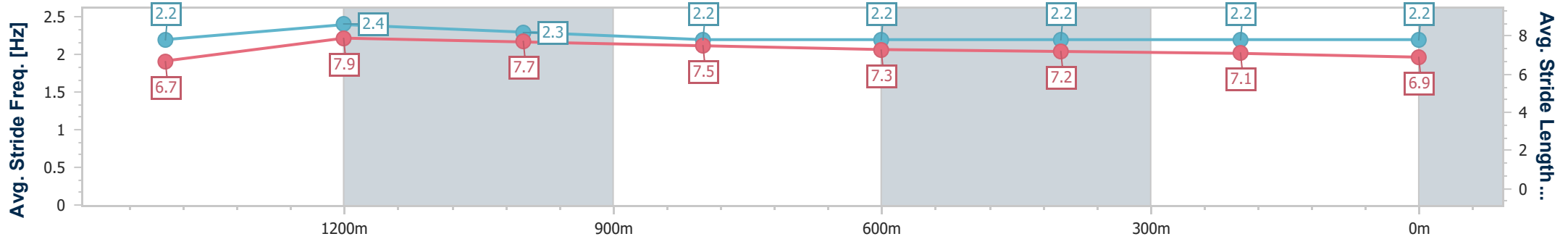
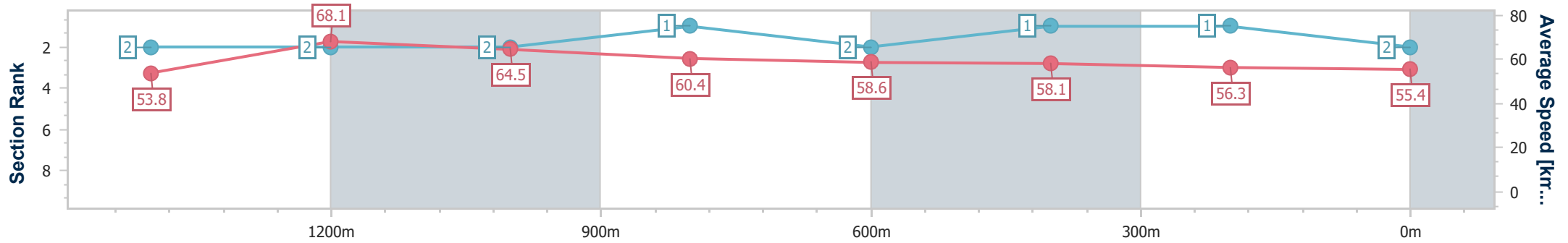


Toowoomba QLD Professional
 Race 6: Steelenation Home Maintenance BenchMark 70
 Handicap - 1625m
 27 July 2024 - 19:26



Track Rating: Good 4, Weather: Fine, Rail Position: +3m Entire

| Section | Overall | 1400m | 1200m | 1000m | 800m | 600m | 400m | 200m |
|------------------------|--------------------------|--------------------------|--------------------------|--------------------------|--------------------------|--------------------------|--------------------------|--------------------------|
| Section Times | 1:39.64 [2] (0:15.21) | 1:24.43 [2] (0:10.61) | 1:13.82 [2] (0:11.14) | 1:02.68 [2] (0:12.01) | 0:50.67 [1] (0:12.37) | 0:38.30 [2] (0:12.47) | 0:25.83 [1] (0:12.83) | 0:13.00 [1] (0:13.00) |
| Average Speed [km/h] | 53.8 | 68.1 | 64.5 | 60.4 | 58.6 | 58.1 | 56.3 | 55.4 |
| Top Speed [km/h] | 68.0 | 67.3 | 65.9 | 62.3 | 59.1 | 59.5 | 57.5 | 56.4 |
| Avg. Dist. to Rail [m] | 6.2 | 0.5 | 1.6 | 1.8 | 1.8 | 1.1 | 0.8 | 1.4 |
| Avg. Stride Freq. [Hz] | 2.2 | 2.4 | 2.3 | 2.2 | 2.2 | 2.2 | 2.2 | 2.2 |
| Avg. Stride Length [m] | 6.7 | 7.9 | 7.7 | 7.5 | 7.3 | 7.2 | 7.1 | 6.9 |



- [] Ranking at each section and finish
- .-.- No data available at this section
- NA No data available



| | |
|--------------------------------|-----------------|
| Horse/Jockey Name | Peshwa |
| Final Rank | 3 |
| Fastest Section Time (Section) | 0:10.68 (1400m) |
| Top Speed [km/h] (Section) | 69.1 (Overall) |
| Race State | Finished |

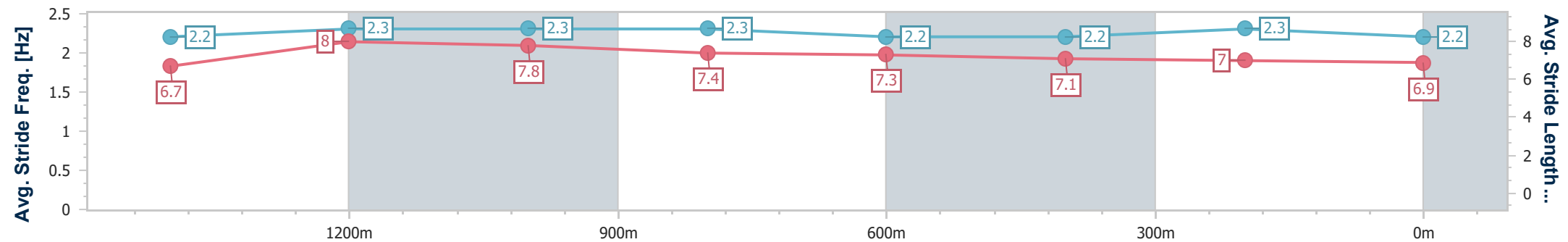
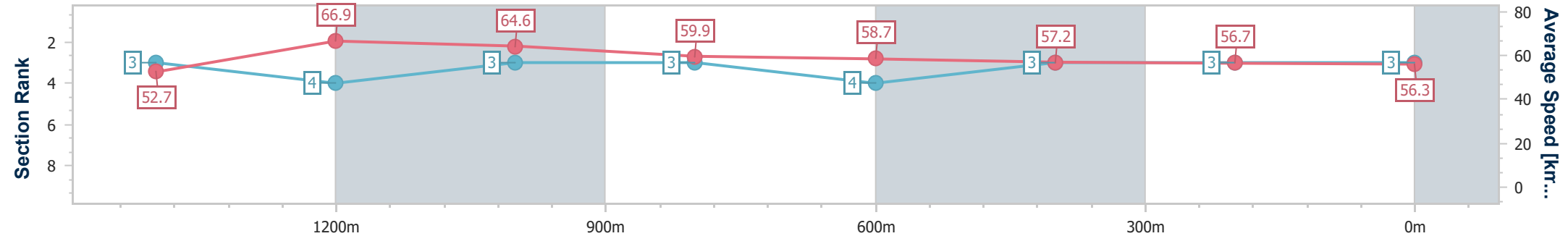


Toowoomba QLD Professional
 Race 6: Steelenation Home Maintenance BenchMark 70
 Handicap - 1625m
 27 July 2024 - 19:26



Track Rating: Good 4, Weather: Fine, Rail Position: +3m Entire

| Section | Overall | 1400m | 1200m | 1000m | 800m | 600m | 400m | 200m | | | | | | |
|------------------------|--------------------------|--------------------------|--------------------------|--------------------------|--------------------------|--------------------------|--------------------------|--------------------------|--|--|--|--|--|--|
| Section Times | 1:39.67 [3] (0:15.36) | 1:24.31 [3] (0:10.68) | 1:13.63 [4] (0:11.16) | 1:02.47 [3] (0:12.04) | 0:50.43 [3] (0:12.35) | 0:38.08 [4] (0:12.54) | 0:25.54 [3] (0:12.76) | 0:12.78 [3] (0:12.78) | | | | | | |
| Average Speed [km/h] | 52.7 | 66.9 | 64.6 | 59.9 | 58.7 | 57.2 | 56.7 | 56.3 | | | | | | |
| Top Speed [km/h] | 69.1 | 68.6 | 66.6 | 62.7 | 59.9 | 59.8 | 57.0 | 57.4 | | | | | | |
| Avg. Dist. to Rail [m] | 1.6 | 0.8 | 0.7 | 1.3 | 0.8 | 0.3 | 1.3 | 2.5 | | | | | | |
| Avg. Stride Freq. [Hz] | 2.2 | 2.3 | 2.3 | 2.3 | 2.2 | 2.2 | 2.3 | 2.2 | | | | | | |
| Avg. Stride Length [m] | 6.7 | 8.0 | 7.8 | 7.4 | 7.3 | 7.1 | 7.0 | 6.9 | | | | | | |



- [] Ranking at each section and finish
- .-.- No data available at this section
- NA No data available



| | |
|--------------------------------|-----------------|
| Horse/Jockey Name | Grecian Lass |
| Final Rank | 4 |
| Fastest Section Time (Section) | 0:10.67 (1400m) |
| Top Speed [km/h] (Section) | 69.5 (Overall) |
| Race State | Finished |

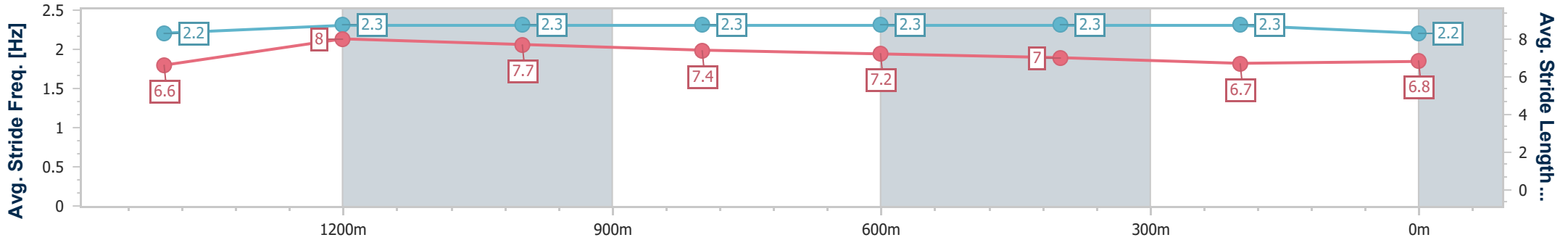
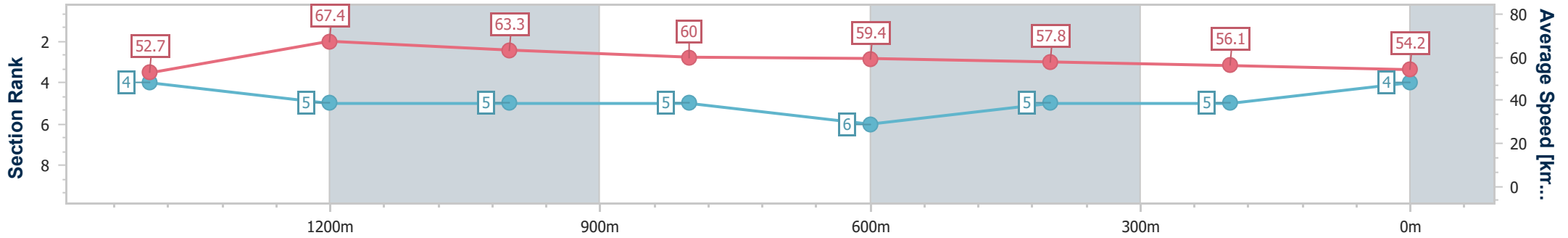


Toowoomba QLD Professional
 Race 6: Steelenation Home Maintenance BenchMark 70
 Handicap - 1625m
 27 July 2024 - 19:26



Track Rating: Good 4, Weather: Fine, Rail Position: +3m Entire

| Section | Overall | 1400m | 1200m | 1000m | 800m | 600m | 400m | 200m | | | | | |
|------------------------|--------------------------|--------------------------|--------------------------|--------------------------|--------------------------|--------------------------|--------------------------|--------------------------|--|--|--|--|--|
| Section Times | 1:40.53 [4] (0:15.42) | 1:25.11 [4] (0:10.67) | 1:14.44 [5] (0:11.38) | 1:03.06 [5] (0:12.07) | 0:50.99 [5] (0:12.24) | 0:38.75 [6] (0:12.55) | 0:26.20 [5] (0:12.87) | 0:13.33 [5] (0:13.33) | | | | | |
| Average Speed [km/h] | 52.7 | 67.4 | 63.3 | 60.0 | 59.4 | 57.8 | 56.1 | 54.2 | | | | | |
| Top Speed [km/h] | 69.5 | 69.4 | 65.4 | 60.7 | 60.0 | 59.9 | 57.9 | 55.2 | | | | | |
| Avg. Dist. to Rail [m] | 3.1 | 0.3 | 1.4 | 2.5 | 2.0 | 1.7 | 1.8 | 2.1 | | | | | |
| Avg. Stride Freq. [Hz] | 2.2 | 2.3 | 2.3 | 2.3 | 2.3 | 2.3 | 2.3 | 2.2 | | | | | |
| Avg. Stride Length [m] | 6.6 | 8.0 | 7.7 | 7.4 | 7.2 | 7.0 | 6.7 | 6.8 | | | | | |



- [] Ranking at each section and finish
- .-.- No data available at this section
- NA No data available



| | |
|--------------------------------|-----------------|
| Horse/Jockey Name | Pick Za Beans |
| Final Rank | 5 |
| Fastest Section Time (Section) | 0:10.67 (1400m) |
| Top Speed [km/h] (Section) | 68.0 (1400m) |
| Race State | Finished |

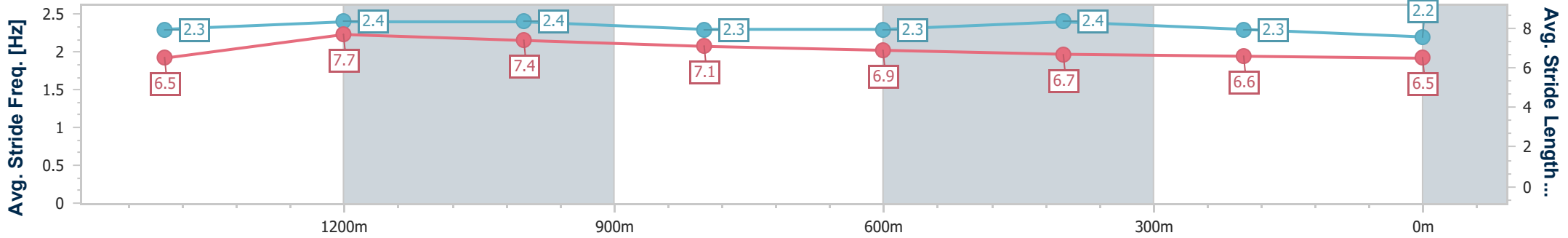
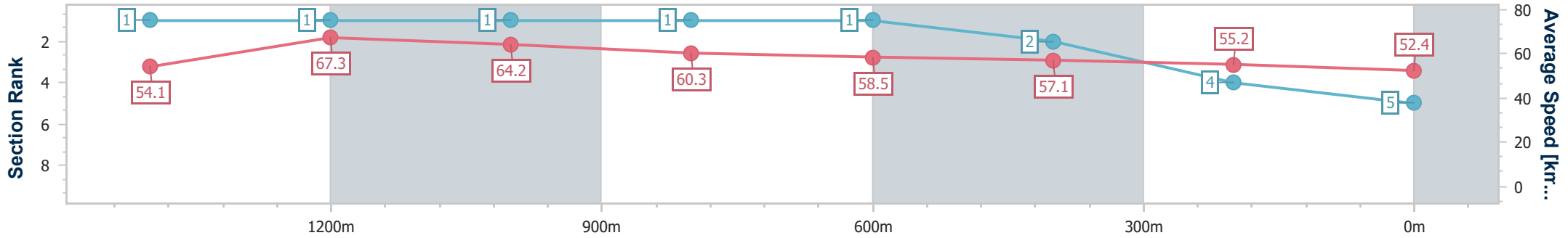


Toowoomba QLD Professional
 Race 6: Steelenation Home Maintenance BenchMark 70
 Handicap - 1625m
 27 July 2024 - 19:26



Track Rating: Good 4, Weather: Fine, Rail Position: +3m Entire

| Section | Overall | 1400m | 1200m | 1000m | 800m | 600m | 400m | 200m |
|------------------------|--------------------------|--------------------------|--------------------------|--------------------------|--------------------------|--------------------------|--------------------------|--------------------------|
| Section Times | 1:40.61 [5] (0:15.07) | 1:25.54 [1] (0:10.67) | 1:14.87 [1] (0:11.20) | 1:03.67 [1] (0:12.03) | 0:51.64 [1] (0:12.35) | 0:39.29 [1] (0:12.64) | 0:26.65 [2] (0:12.95) | 0:13.70 [4] (0:13.70) |
| Average Speed [km/h] | 54.1 | 67.3 | 64.2 | 60.3 | 58.5 | 57.1 | 55.2 | 52.4 |
| Top Speed [km/h] | 67.0 | 68.0 | 66.6 | 65.9 | 59.3 | 58.5 | 57.2 | 54.5 |
| Avg. Dist. to Rail [m] | 4.8 | 0.4 | 0.3 | 1.2 | 1.1 | 0.5 | 1.7 | 1.6 |
| Avg. Stride Freq. [Hz] | 2.3 | 2.4 | 2.4 | 2.3 | 2.3 | 2.4 | 2.3 | 2.2 |
| Avg. Stride Length [m] | 6.5 | 7.7 | 7.4 | 7.1 | 6.9 | 6.7 | 6.6 | 6.5 |



- [] Ranking at each section and finish
- .-.- No data available at this section
- NA No data available



| | |
|--------------------------------|-----------------|
| Horse/Jockey Name | Chasing Jackley |
| Final Rank | 6 |
| Fastest Section Time (Section) | 0:10.55 (1400m) |
| Top Speed [km/h] (Section) | 68.0 (1400m) |
| Race State | Finished |

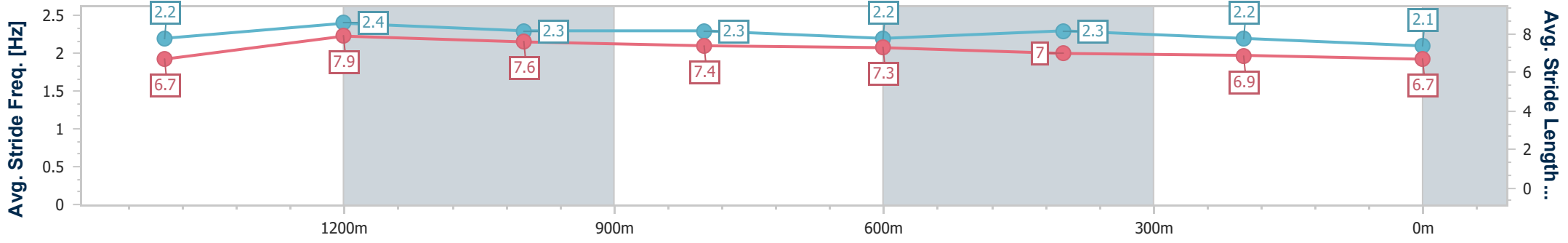
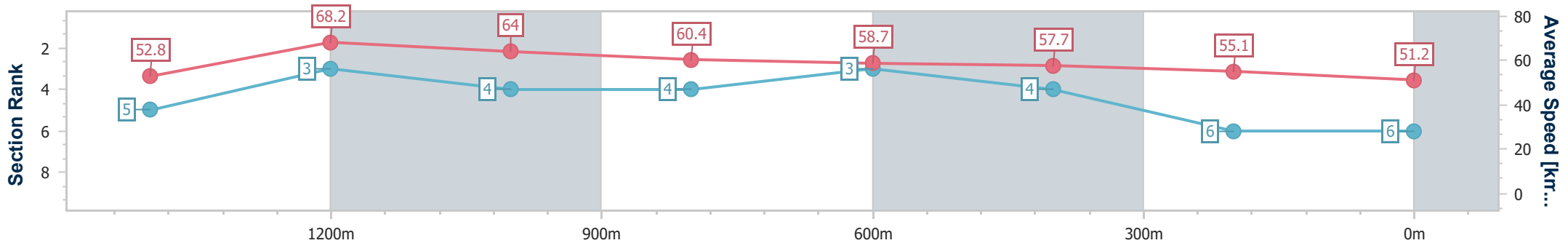


Toowoomba QLD Professional
 Race 6: Steelenation Home Maintenance BenchMark 70
 Handicap - 1625m
 27 July 2024 - 19:26



Track Rating: Good 4, Weather: Fine, Rail Position: +3m Entire

| Section | Overall | 1400m | 1200m | 1000m | 800m | 600m | 400m | 200m |
|------------------------|--------------------------|--------------------------|--------------------------|--------------------------|--------------------------|--------------------------|--------------------------|--------------------------|
| Section Times | 1:41.37 [6] (0:15.44) | 1:25.93 [5] (0:10.55) | 1:15.38 [3] (0:11.27) | 1:04.11 [4] (0:11.99) | 0:52.12 [4] (0:12.31) | 0:39.81 [3] (0:12.61) | 0:27.20 [4] (0:13.15) | 0:14.05 [6] (0:14.05) |
| Average Speed [km/h] | 52.8 | 68.2 | 64.0 | 60.4 | 58.7 | 57.7 | 55.1 | 51.2 |
| Top Speed [km/h] | 67.0 | 68.0 | 67.3 | 61.4 | 60.1 | 60.3 | 56.3 | 53.7 |
| Avg. Dist. to Rail [m] | 6.8 | 0.7 | 0.4 | 1.2 | 1.6 | 2.2 | 2.2 | 1.9 |
| Avg. Stride Freq. [Hz] | 2.2 | 2.4 | 2.3 | 2.3 | 2.2 | 2.3 | 2.2 | 2.1 |
| Avg. Stride Length [m] | 6.7 | 7.9 | 7.6 | 7.4 | 7.3 | 7.0 | 6.9 | 6.7 |



- [] Ranking at each section and finish
- .-.- No data available at this section
- NA No data available



| | |
|--------------------------------|-----------------|
| Horse/Jockey Name | Ruby's Lad |
| Final Rank | 7 |
| Fastest Section Time (Section) | 0:10.50 (1400m) |
| Top Speed [km/h] (Section) | 69.3 (Overall) |
| Race State | Finished |

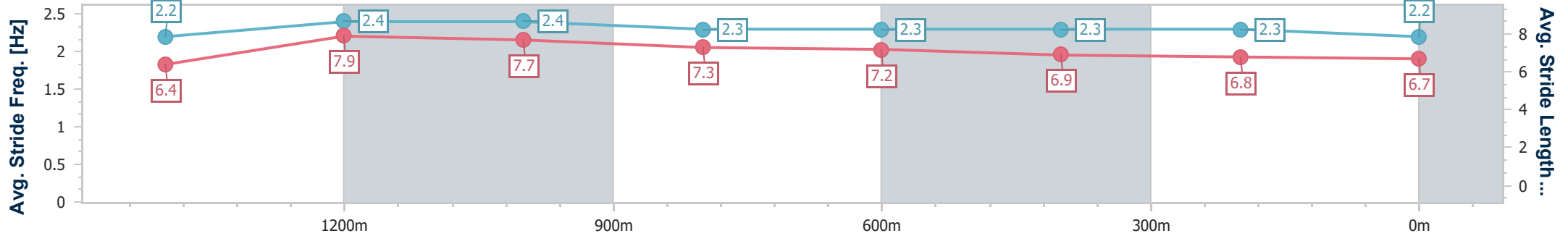
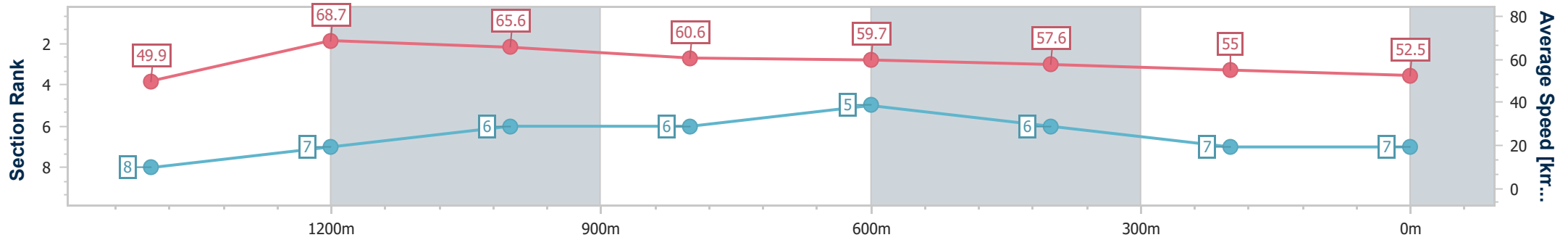


Toowoomba QLD Professional
 Race 6: Steelenation Home Maintenance BenchMark 70
 Handicap - 1625m
 27 July 2024 - 19:26



Track Rating: Good 4, Weather: Fine, Rail Position: +3m Entire

| Section | Overall | 1400m | 1200m | 1000m | 800m | 600m | 400m | 200m |
|------------------------|--------------------------|--------------------------|--------------------------|--------------------------|--------------------------|--------------------------|--------------------------|--------------------------|
| Section Times | 1:41.38 [7] (0:16.26) | 1:25.12 [8] (0:10.50) | 1:14.62 [7] (0:10.96) | 1:03.66 [6] (0:11.99) | 0:51.67 [6] (0:12.07) | 0:39.60 [5] (0:12.66) | 0:26.94 [6] (0:13.23) | 0:13.71 [7] (0:13.71) |
| Average Speed [km/h] | 49.9 | 68.7 | 65.6 | 60.6 | 59.7 | 57.6 | 55.0 | 52.5 |
| Top Speed [km/h] | 69.3 | 69.1 | 68.3 | 62.9 | 61.4 | 58.9 | 56.0 | 53.0 |
| Avg. Dist. to Rail [m] | 4.9 | 0.4 | 0.7 | 2.0 | 1.8 | 2.3 | 2.3 | 1.6 |
| Avg. Stride Freq. [Hz] | 2.2 | 2.4 | 2.4 | 2.3 | 2.3 | 2.3 | 2.3 | 2.2 |
| Avg. Stride Length [m] | 6.4 | 7.9 | 7.7 | 7.3 | 7.2 | 6.9 | 6.8 | 6.7 |



- [] Ranking at each section and finish
- .-.- No data available at this section
- NA No data available



| | |
|--------------------------------|-----------------|
| Horse/Jockey Name | Aquarius |
| Final Rank | 8 |
| Fastest Section Time (Section) | 0:10.67 (1400m) |
| Top Speed [km/h] (Section) | 68.4 (1400m) |
| Race State | Finished |

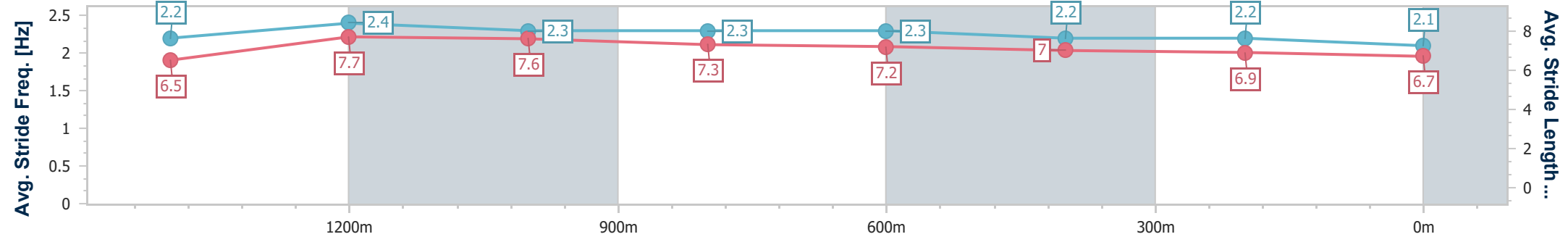
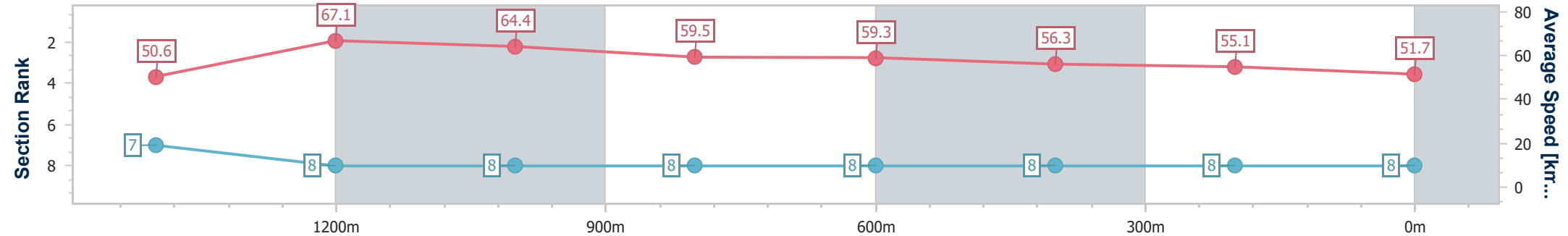


Toowoomba QLD Professional
 Race 6: Steelenation Home Maintenance BenchMark 70
 Handicap - 1625m
 27 July 2024 - 19:26



Track Rating: Good 4, Weather: Fine, Rail Position: +3m Entire

| Section | Overall | 1400m | 1200m | 1000m | 800m | 600m | 400m | 200m | | | | | |
|------------------------|--------------------------|--------------------------|--------------------------|--------------------------|--------------------------|--------------------------|--------------------------|--------------------------|--|--|--|--|--|
| Section Times | 1:41.89 [8] (0:16.10) | 1:25.79 [7] (0:10.67) | 1:15.12 [8] (0:11.18) | 1:03.94 [8] (0:12.07) | 0:51.87 [8] (0:12.14) | 0:39.73 [8] (0:12.78) | 0:26.95 [8] (0:13.07) | 0:13.88 [8] (0:13.88) | | | | | |
| Average Speed [km/h] | 50.6 | 67.1 | 64.4 | 59.5 | 59.3 | 56.3 | 55.1 | 51.7 | | | | | |
| Top Speed [km/h] | 66.9 | 68.4 | 66.6 | 61.1 | 60.8 | 58.2 | 55.8 | 54.2 | | | | | |
| Avg. Dist. to Rail [m] | 2.8 | 0.5 | 0.8 | 0.3 | 0.3 | 0.4 | 0.5 | 0.6 | | | | | |
| Avg. Stride Freq. [Hz] | 2.2 | 2.4 | 2.3 | 2.3 | 2.3 | 2.2 | 2.2 | 2.1 | | | | | |
| Avg. Stride Length [m] | 6.5 | 7.7 | 7.6 | 7.3 | 7.2 | 7.0 | 6.9 | 6.7 | | | | | |



- [] Ranking at each section and finish
- .-.- No data available at this section
- NA No data available