



Doomben QLD Professional

Race 7: U&U RECRUITMENT Class 1 Plate - 1350m

31 July 2024 - 16:04



BRISBANE
RACING CLUB

Track Rating: Soft 5, Weather: Fine, Rail Position: +10m Entire

| Section | | | | | | | | | | | | Last 600m | |
|-------------|----------------------|----------------------------------------|----------------------|----------------------|----------------------|---------------------------|---------------------------|---------------------------|---------------------------|---------------------------|---------------------------|-----------|---------------------------|
| Field Times | | | | | | | | | | | | 0:34.51 | |
| | Overall | 1200m | 1000m | 800m | 600m | 400m | | | | | | | |
| | 1:19.70 (0:10.76) | 1:08.94 (0:10.80) | 0:58.14 (0:11.56) | 0:46.58 (0:12.07) | 0:34.51 (0:11.65) | 0:22.86 (0:11.08) | | | | | | | |
| Rank | TAB | Horse/Jockey | Barrier | Top Speed [km/h] | Fastest Section | | | | | | | | Distance Travelled [m] |
| 1 | 1 | AMERICAN PHIREBALL Justin Huxtable | 9 | 69.7 1200m | 0:10.78 1200m | 1:19.70 [1] (0:10.89) | 1:08.81 [2] (0:10.78) | 0:58.03 [2] (0:11.71) | 0:46.32 [2] (0:11.85) | 0:34.47 [2] (0:11.61) | 0:22.86 [1] (0:11.08) | 0:34.47 | |
| 2 | 8 | RICH AGAIN Samantha Collett | 13 | 66.8 1200m | 0:11.00 Overall | 1:19.84 [2] (0:11.00) | 1:08.84 [3] (0:11.03) | 0:57.81 [4] (0:11.68) | 0:46.13 [4] (0:11.73) | 0:34.40 [3] (0:11.53) | 0:22.87 [2] (0:11.08) | 0:34.40 | -1 |
| 3 | 6 | MEAT PIE ARTIE Jag Guthmann-Chester | 4 | 66.8 1200m | 0:10.97 1200m | 1:19.91 [3] (0:11.27) | 1:08.64 [5] (0:10.97) | 0:57.67 [6] (0:11.53) | 0:46.14 [5] (0:12.00) | 0:34.14 [5] (0:11.37) | 0:22.77 [5] (0:11.18) | 0:34.14 | +2 |
| 4 | 3 | MIGHTY JUDD Justin Stanley | 15 | 67.2 1200m | 0:11.00 1200m | 1:20.13 [4] (0:11.45) | 1:08.68 [7] (0:11.00) | 0:57.68 [7] (0:11.66) | 0:46.02 [7] (0:11.81) | 0:34.21 [7] (0:11.29) | 0:22.92 [6] (0:11.08) | 0:34.21 | -2 |
| 5 | 5 | COSTNER Ryan Maloney | 10 | 66.7 1200m | 0:10.88 1200m | 1:20.38 [5] (0:11.35) | 1:09.03 [6] (0:10.88) | 0:58.15 [5] (0:11.64) | 0:46.51 [6] (0:12.01) | 0:34.50 [6] (0:11.48) | 0:23.02 [7] (0:11.13) | 0:34.50 | +11 |
| 6 | 4 | YISHAY Boris Thornton | 5 | 66.4 1200m | 0:10.91 1200m | 1:20.49 [6] (0:11.06) | 1:09.43 [4] (0:10.91) | 0:58.52 [3] (0:11.61) | 0:46.91 [3] (0:12.00) | 0:34.91 [4] (0:11.54) | 0:23.37 [4] (0:11.34) | 0:34.91 | +3 |
| 7 | 14 | SUNSHINE HIGHWAY Nikita Beriman | 17 | 66.7 1200m | 0:11.05 1200m | 1:20.58 [7] (0:11.98) | 1:08.60 [13] (0:11.05) | 0:57.55 [11] (0:11.52) | 0:46.03 [10] (0:11.80) | 0:34.23 [11] (0:11.36) | 0:22.87 [11] (0:11.12) | 0:34.23 | +0 |
| 8 | 10 | LASQUETI BOOM Michael Rodd | 12 | 66.5 400m | 0:11.10 400m | 1:20.65 [8] (0:11.80) | 1:08.85 [12] (0:11.34) | 0:57.51 [13] (0:11.65) | 0:45.86 [12] (0:11.59) | 0:34.27 [12] (0:11.35) | 0:22.92 [12] (0:11.10) | 0:34.27 | +7 |
| 9 | 11 | PROPHETS DE'VINE Rikki Jamieson | 6 | 66.3 600m | 0:11.14 1200m | 1:20.74 [9] (0:11.74) | 1:09.00 [11] (0:11.14) | 0:57.86 [10] (0:11.69) | 0:46.17 [11] (0:11.62) | 0:34.55 [9] (0:11.25) | 0:23.30 [8] (0:11.23) | 0:34.55 | +7 |
| 10 | 15 | EL KABONG Karl Zechner | 2 | 65.9 1200m | 0:11.13 1200m | 1:20.82 [10] (0:11.62) | 1:09.20 [9] (0:11.13) | 0:58.07 [9] (0:11.49) | 0:46.58 [8] (0:11.95) | 0:34.63 [10] (0:11.44) | 0:23.19 [9] (0:11.30) | 0:34.63 | +0 |

Scratched: Aerial Bay (#13), Magic Of Millo (#18), Rapid Dude (#19), Tamahagane (#12), Parues (#17), Glowlight (#9)

[] Ranking at each section and finish
 -:-:- No data available at this section
 NA No data available

SCN Saddle cloth number
 DNF Did not finish
 DNT Did not track



Doomben QLD Professional

Race 7: U&U RECRUITMENT Class 1 Plate - 1350m

31 July 2024 - 16:04



BRISBANE
RACING CLUB

Track Rating: Soft 5, Weather: Fine, Rail Position: +10m Entire

| Section | | Overall | 1200m | 1000m | 800m | 600m | 400m | Last 600m | | | | |
|-------------|---------------------------------|----------------------|----------------------|----------------------|---------------------------|---------------------------|---------------------------|---------------------------|---------------------------|---------------------------|---------|----|
| Field Times | | 1:19.70 (0:10.76) | 1:08.94 (0:10.80) | 0:58.14 (0:11.56) | 0:46.58 (0:12.07) | 0:34.51 (0:11.65) | 0:22.86 (0:11.08) | 0:34.51 | | | | |
| Rank | TAB Horse/Jockey | Barrier | Top Speed [km/h] | Fastest Section | Distance Travelled [m] | | | | | | | |
| 11 | 7 MR CALEB Angela Jones | 7 | 66.4 400m | 0:11.15 1200m | 1:21.05 [11] (0:11.55) | 1:09.50 [8] (0:11.15) | 0:58.35 [8] (0:11.59) | 0:46.76 [9] (0:11.85) | 0:34.91 [8] (0:11.53) | 0:23.38 [10] (0:11.19) | 0:34.91 | +5 |
| 12 | 2 DENMARK Bailey Wheeler | 11 | 65.1 1200m | 0:11.14 400m | 1:21.38 [12] (0:11.74) | 1:09.64 [10] (0:11.34) | 0:58.30 [12] (0:11.80) | 0:46.50 [13] (0:11.80) | 0:34.70 [13] (0:11.22) | 0:23.48 [13] (0:11.14) | 0:34.70 | +0 |
| 13 | 16 SPARKLE MOTION Emily Lang | 3 | 69.9 1200m | 0:10.76 Overall | 1:22.55 [13] (0:10.76) | 1:11.79 [1] (0:10.80) | 1:00.99 [1] (0:11.56) | 0:49.43 [1] (0:12.07) | 0:37.36 [1] (0:11.84) | 0:25.52 [3] (0:11.81) | 0:37.36 | +6 |

Scratched: Aerial Bay (#13), Magic Of Millo (#18), Rapid Dude (#19), Tamahagane (#12), Parues (#17), Glowlight (#9)

[] Ranking at each section and finish
 -:-:- No data available at this section
 NA No data available

SCN Saddle cloth number
 DNF Did not finish
 DNT Did not track



Doomben QLD Professional

Race 7: U&U RECRUITMENT Class 1 Plate - 1350m

31 July 2024 - 16:04



BRISBANE
RACING CLUB

Track Rating: Soft 5, Weather: Fine, Rail Position: +10m Entire

| Section | | | | 200m | | | | Last 600m | |
|-------------|-----|----------------------------------------|---------|----------------------|--------------------|---------------------------|---------|-----------|------------------------|
| Field Times | | | | 0:11.78 (0:11.78) | | | | 0:34.51 | |
| Rank | TAB | Horse/Jockey | Barrier | Top Speed [km/h] | Fastest Section | Margin | | | Distance Travelled [m] |
| 1 | 1 | AMERICAN PHIREBALL Justin Huxtable | 9 | 69.7 1200m | 0:10.78 1200m | 0:11.78 [1] (0:11.78) | 1:19.70 | | 0:34.47 |
| 2 | 8 | RICH AGAIN Samantha Collett | 13 | 66.8 1200m | 0:11.00 Overall | 0:11.79 [2] (0:11.79) | 0.83L | | 0:34.40 -1 |
| 3 | 6 | MEAT PIE ARTIE Jag Guthmann-Chester | 4 | 66.8 1200m | 0:10.97 1200m | 0:11.59 [4] (0:11.59) | 1.25L | | 0:34.14 +2 |
| 4 | 3 | MIGHTY JUDD Justin Stanley | 15 | 67.2 1200m | 0:11.00 1200m | 0:11.84 [3] (0:11.84) | 2.56L | | 0:34.21 -2 |
| 5 | 5 | COSTNER Ryan Maloney | 10 | 66.7 1200m | 0:10.88 1200m | 0:11.89 [6] (0:11.89) | 4.01L | | 0:34.50 +11 |
| 6 | 4 | YISHAY Boris Thornton | 5 | 66.4 1200m | 0:10.91 1200m | 0:12.03 [5] (0:12.03) | 4.64L | | 0:34.91 +3 |
| 7 | 14 | SUNSHINE HIGHWAY Nikita Beriman | 17 | 66.7 1200m | 0:11.05 1200m | 0:11.75 [9] (0:11.75) | 5.18L | | 0:34.23 +0 |
| 8 | 10 | LASQUETI BOOM Michael Rodd | 12 | 66.5 400m | 0:11.10 400m | 0:11.82 [8] (0:11.82) | 5.59L | | 0:34.27 +7 |
| 9 | 11 | PROPHETS DE'VINE Rikki Jamieson | 6 | 66.3 600m | 0:11.14 1200m | 0:12.07 [7] (0:12.07) | 6.11L | | 0:34.55 +7 |
| 10 | 15 | EL KABONG Karl Zechner | 2 | 65.9 1200m | 0:11.13 1200m | 0:11.89 [12] (0:11.89) | 6.58L | | 0:34.63 +0 |

Scratched: Aerial Bay (#13), Magic Of Millo (#18), Rapid Dude (#19), Tamahagane (#12), Parues (#17), Glowlight (#9)

Report Created: Wed 31 July 2024 16:25 GMT+10 (Note: Timing is based on position data)

Page 3/17

[] Ranking at each section and finish
 -:-:- No data available at this section
 NA No data available

SCN Saddle cloth number
 DNF Did not finish
 DNT Did not track

data processed by TRIPLESDATA



Doomben QLD Professional

Race 7: U&U RECRUITMENT Class 1 Plate - 1350m

31 July 2024 - 16:04



BRISBANE
RACING CLUB

Track Rating: Soft 5, Weather: Fine, Rail Position: +10m Entire

| Section | | | | 200m | | | | Last 600m | |
|-------------|-----|-------------------------------------|---------|----------------------|--------------------|---------------------------|--------|-----------|---------------------------|
| Field Times | | | | 0:11.78 (0:11.78) | | | | 0:34.51 | |
| Rank | TAB | Horse/Jockey | Barrier | Top Speed [km/h] | Fastest Section | Margin | | | Distance Travelled [m] |
| 11 | 7 | MR CALEB Angela Jones | 7 | 66.4 400m | 0:11.15 1200m | 0:12.19 [11] (0:12.19) | 7.92L | | 0:34.91 +5 |
| 12 | 2 | DENMARK Bailey Wheeler | 11 | 65.1 1200m | 0:11.14 400m | 0:12.34 [13] (0:12.34) | 9.9L | | 0:34.70 +0 |
| 13 | 16 | SPARKLE MOTION Emily Lang | 3 | 69.9 1200m | 0:10.76 Overall | 0:13.71 [10] (0:13.71) | 16.74L | | 0:37.36 +6 |

Scratched: Aerial Bay (#13), Magic Of Millo (#18), Rapid Dude (#19), Tamahagane (#12), Parues (#17), Glowlight (#9)



| | |
|--------------------------------|--------------------|
| Horse/Jockey Name | American Phireball |
| Final Rank | 1 |
| Fastest Section Time (Section) | 0:10.78 (1200m) |
| Top Speed [km/h] (Section) | 69.7 (1200m) |
| Race State | Finished |



Doomben QLD Professional

Race 7: U&U RECRUITMENT Class 1 Plate - 1350m

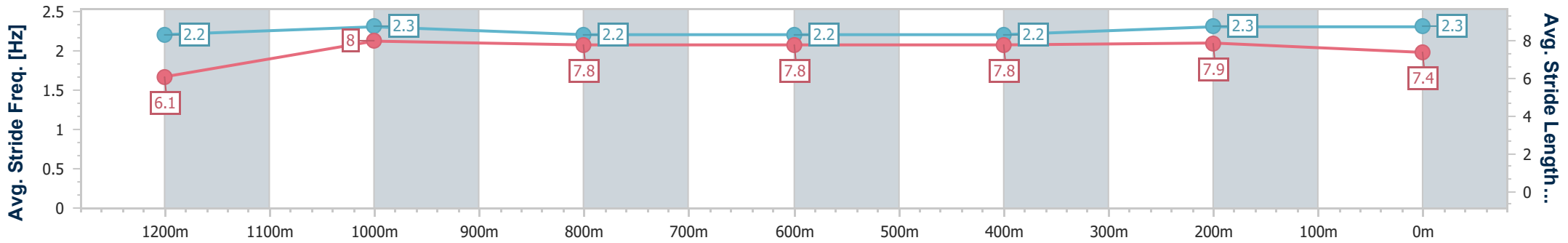
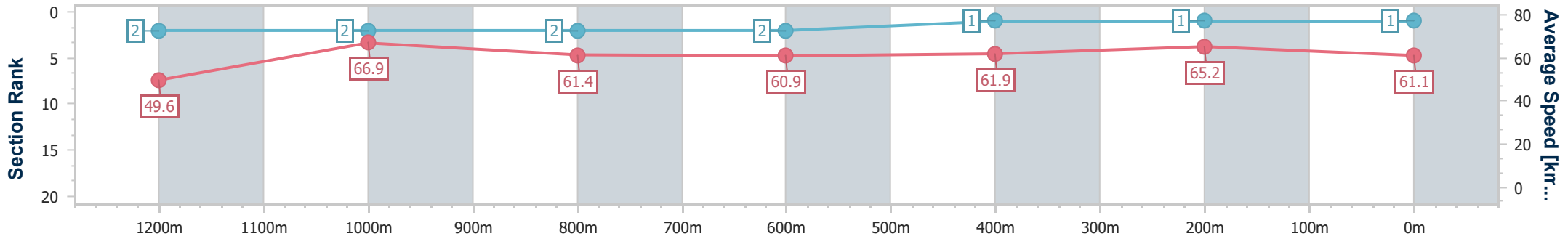
31 July 2024 - 16:04

Track Rating: Soft 5, Weather: Fine, Rail Position: +10m Entire



BRISBANE RACING CLUB

| Section | Overall | 1200m | 1000m | 800m | 600m | 400m | 200m |
|------------------------|--------------------------|--------------------------|--------------------------|--------------------------|--------------------------|--------------------------|--------------------------|
| Section Times | 1:19.70 [1] (0:10.89) | 1:08.81 [2] (0:10.78) | 0:58.03 [2] (0:11.71) | 0:46.32 [2] (0:11.85) | 0:34.47 [2] (0:11.61) | 0:22.86 [1] (0:11.08) | 0:11.78 [1] (0:11.78) |
| Average Speed [km/h] | 49.6 | 66.9 | 61.4 | 60.9 | 61.9 | 65.2 | 61.1 |
| Top Speed [km/h] | 68.5 | 69.7 | 64.3 | 61.9 | 62.3 | 67.6 | 64.8 |
| Avg. Dist. to Rail [m] | 4.8 | 0.3 | 0.1 | 0.4 | 0.2 | 0.6 | 0.6 |
| Avg. Stride Freq. [Hz] | 2.2 | 2.3 | 2.2 | 2.2 | 2.2 | 2.3 | 2.3 |
| Avg. Stride Length [m] | 6.1 | 8.0 | 7.8 | 7.8 | 7.8 | 7.9 | 7.4 |



- [] Ranking at each section and finish
- .-.- No data available at this section
- NA No data available



| | |
|--------------------------------|-------------------|
| Horse/Jockey Name | Rich Again |
| Final Rank | 2 |
| Fastest Section Time (Section) | 0:11.00 (Overall) |
| Top Speed [km/h] (Section) | 66.8 (1200m) |
| Race State | Finished |



Doomben QLD Professional

Race 7: U&U RECRUITMENT Class 1 Plate - 1350m

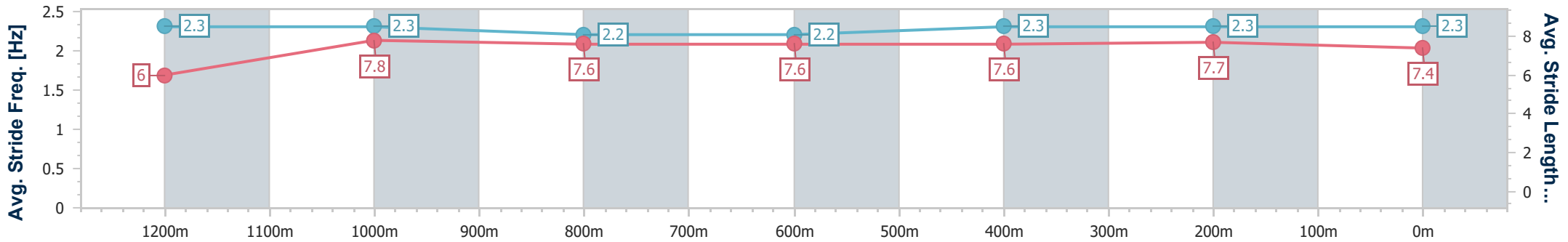
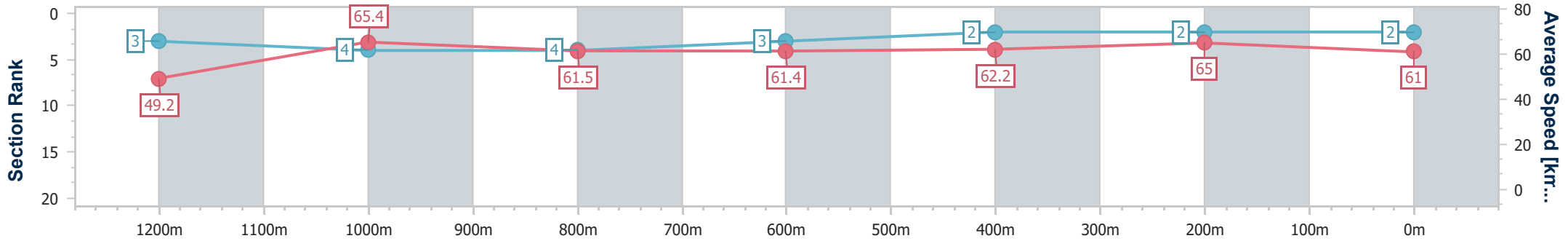
31 July 2024 - 16:04

Track Rating: Soft 5, Weather: Fine, Rail Position: +10m Entire



BRISBANE RACING CLUB

| Section | Overall | 1200m | 1000m | 800m | 600m | 400m | 200m |
|------------------------|--------------------------|--------------------------|--------------------------|--------------------------|--------------------------|--------------------------|--------------------------|
| Section Times | 1:19.84 [2] (0:11.00) | 1:08.84 [3] (0:11.03) | 0:57.81 [4] (0:11.68) | 0:46.13 [4] (0:11.73) | 0:34.40 [3] (0:11.53) | 0:22.87 [2] (0:11.08) | 0:11.79 [2] (0:11.79) |
| Average Speed [km/h] | 49.2 | 65.4 | 61.5 | 61.4 | 62.2 | 65.0 | 61.0 |
| Top Speed [km/h] | 66.5 | 66.8 | 64.6 | 62.8 | 62.9 | 66.4 | 65.1 |
| Avg. Dist. to Rail [m] | 8.8 | 1.7 | 0.6 | 0.2 | 0.5 | 0.5 | 1.3 |
| Avg. Stride Freq. [Hz] | 2.3 | 2.3 | 2.2 | 2.2 | 2.3 | 2.3 | 2.3 |
| Avg. Stride Length [m] | 6.0 | 7.8 | 7.6 | 7.6 | 7.6 | 7.7 | 7.4 |



- [] Ranking at each section and finish
- .-.- No data available at this section
- NA No data available



| | |
|--------------------------------|-----------------|
| Horse/Jockey Name | Meat Pie Artie |
| Final Rank | 3 |
| Fastest Section Time (Section) | 0:10.97 (1200m) |
| Top Speed [km/h] (Section) | 66.8 (1200m) |
| Race State | Finished |



Doomben QLD Professional

Race 7: U&U RECRUITMENT Class 1 Plate - 1350m

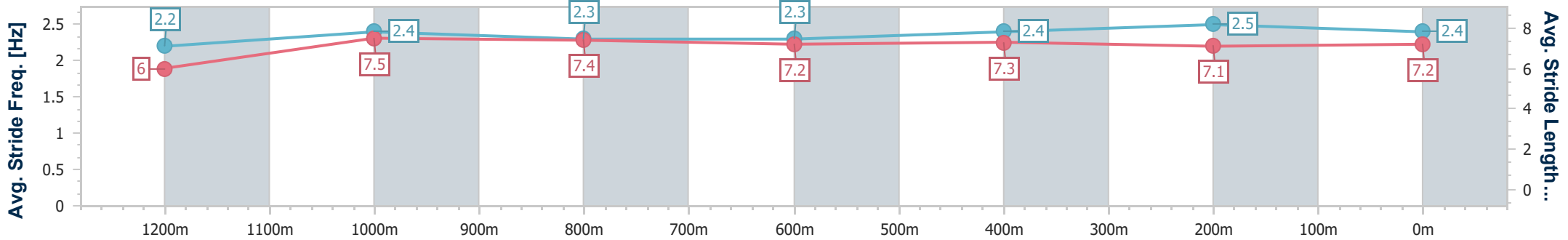
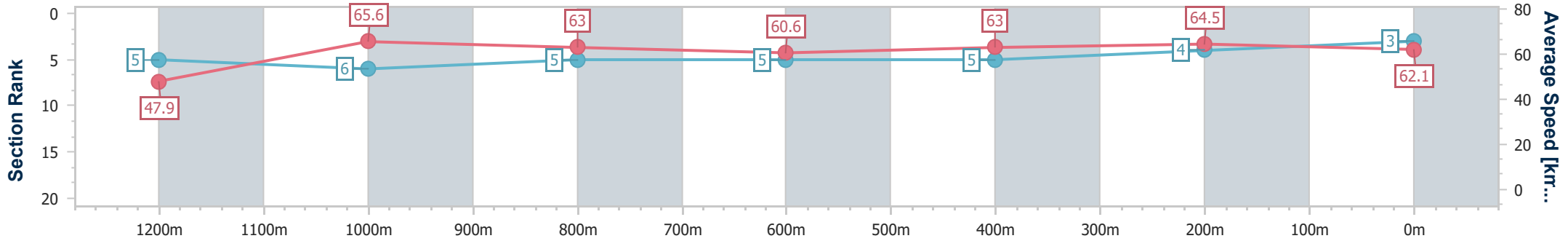
31 July 2024 - 16:04

Track Rating: Soft 5, Weather: Fine, Rail Position: +10m Entire



BRISBANE RACING CLUB

| Section | Overall | 1200m | 1000m | 800m | 600m | 400m | 200m |
|------------------------|--------------------------|--------------------------|--------------------------|--------------------------|--------------------------|--------------------------|-------------|
| Section Times | 1:19.91 [3] (0:11.27) | 1:08.64 [5] (0:10.97) | 0:57.67 [6] (0:11.53) | 0:46.14 [5] (0:12.00) | 0:34.14 [5] (0:11.37) | 0:22.77 [5] (0:11.18) | 0:11.59 [4] |
| Average Speed [km/h] | 47.9 | 65.6 | 63.0 | 60.6 | 63.0 | 64.5 | 62.1 |
| Top Speed [km/h] | 66.4 | 66.8 | 65.3 | 62.5 | 64.5 | 65.5 | 65.4 |
| Avg. Dist. to Rail [m] | 4.6 | 2.1 | 1.2 | 2.5 | 1.1 | 2.1 | 2.7 |
| Avg. Stride Freq. [Hz] | 2.2 | 2.4 | 2.3 | 2.3 | 2.4 | 2.5 | 2.4 |
| Avg. Stride Length [m] | 6.0 | 7.5 | 7.4 | 7.2 | 7.3 | 7.1 | 7.2 |



- [] Ranking at each section and finish
- .-.- No data available at this section
- NA No data available



| | |
|--------------------------------|-----------------|
| Horse/Jockey Name | Mighty Judd |
| Final Rank | 4 |
| Fastest Section Time (Section) | 0:11.00 (1200m) |
| Top Speed [km/h] (Section) | 67.2 (1200m) |
| Race State | Finished |



Doomben QLD Professional

Race 7: U&U RECRUITMENT Class 1 Plate - 1350m

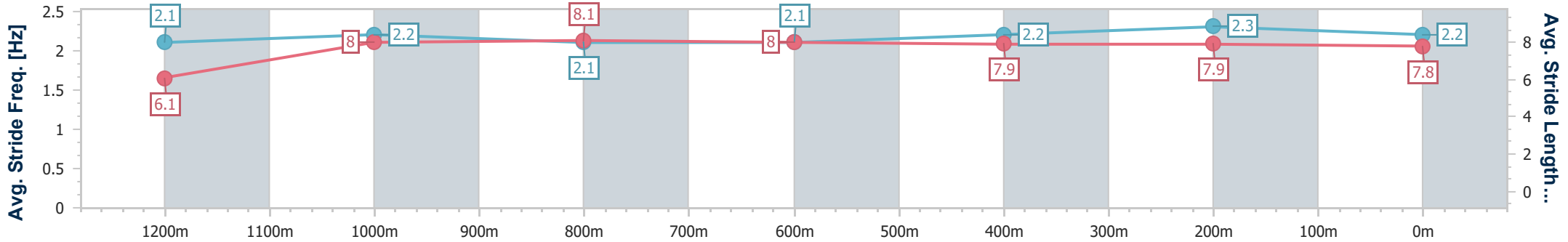
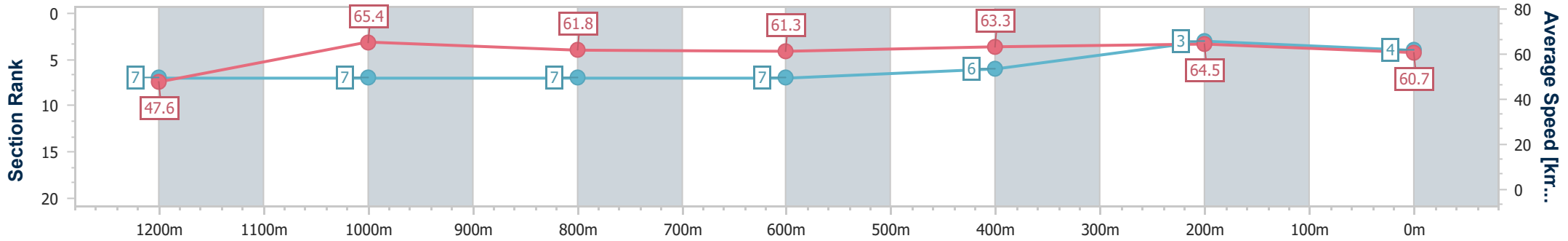
31 July 2024 - 16:04

Track Rating: Soft 5, Weather: Fine, Rail Position: +10m Entire



BRISBANE RACING CLUB

| Section | Overall | 1200m | 1000m | 800m | 600m | 400m | 200m |
|------------------------|--------------------------|--------------------------|--------------------------|--------------------------|--------------------------|--------------------------|--------------------------|
| Section Times | 1:20.13 [4] (0:11.45) | 1:08.68 [7] (0:11.00) | 0:57.68 [7] (0:11.66) | 0:46.02 [7] (0:11.81) | 0:34.21 [7] (0:11.29) | 0:22.92 [6] (0:11.08) | 0:11.84 [3] (0:11.84) |
| Average Speed [km/h] | 47.6 | 65.4 | 61.8 | 61.3 | 63.3 | 64.5 | 60.7 |
| Top Speed [km/h] | 66.7 | 67.2 | 64.3 | 63.0 | 64.3 | 65.6 | 63.9 |
| Avg. Dist. to Rail [m] | 9.4 | 1.6 | 1.0 | 0.6 | 1.3 | 2.6 | 0.7 |
| Avg. Stride Freq. [Hz] | 2.1 | 2.2 | 2.1 | 2.1 | 2.2 | 2.3 | 2.2 |
| Avg. Stride Length [m] | 6.1 | 8.0 | 8.1 | 8.0 | 7.9 | 7.9 | 7.8 |



- [] Ranking at each section and finish
- .-.- No data available at this section
- NA No data available



| | |
|--------------------------------|-----------------|
| Horse/Jockey Name | Costner |
| Final Rank | 5 |
| Fastest Section Time (Section) | 0:10.88 (1200m) |
| Top Speed [km/h] (Section) | 66.7 (1200m) |
| Race State | Finished |



Doomben QLD Professional

Race 7: U&U RECRUITMENT Class 1 Plate - 1350m

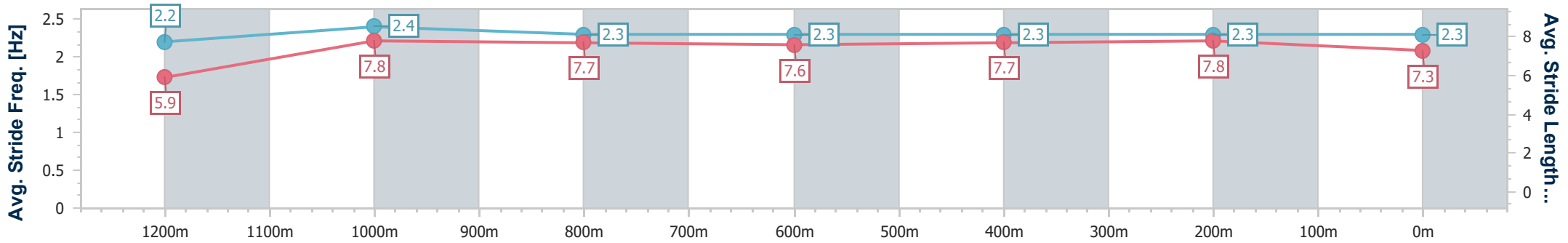
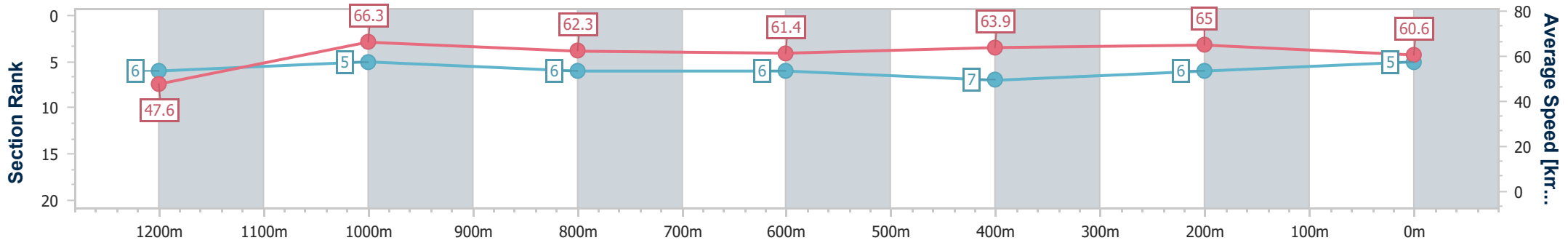
31 July 2024 - 16:04

Track Rating: Soft 5, Weather: Fine, Rail Position: +10m Entire



BRISBANE RACING CLUB

| Section | Overall | 1200m | 1000m | 800m | 600m | 400m | 200m |
|------------------------|--------------------------|--------------------------|--------------------------|--------------------------|--------------------------|--------------------------|--------------------------|
| Section Times | 1:20.38 [5] (0:11.35) | 1:09.03 [6] (0:10.88) | 0:58.15 [5] (0:11.64) | 0:46.51 [6] (0:12.01) | 0:34.50 [6] (0:11.48) | 0:23.02 [7] (0:11.13) | 0:11.89 [6] (0:11.89) |
| Average Speed [km/h] | 47.6 | 66.3 | 62.3 | 61.4 | 63.9 | 65.0 | 60.6 |
| Top Speed [km/h] | 65.7 | 66.7 | 64.9 | 62.2 | 65.1 | 66.6 | 63.4 |
| Avg. Dist. to Rail [m] | 6.0 | 0.6 | 1.6 | 5.4 | 3.2 | 3.0 | 1.5 |
| Avg. Stride Freq. [Hz] | 2.2 | 2.4 | 2.3 | 2.3 | 2.3 | 2.3 | 2.3 |
| Avg. Stride Length [m] | 5.9 | 7.8 | 7.7 | 7.6 | 7.7 | 7.8 | 7.3 |



- [] Ranking at each section and finish
- .-.- No data available at this section
- NA No data available



| | |
|--------------------------------|-----------------|
| Horse/Jockey Name | Yishay |
| Final Rank | 6 |
| Fastest Section Time (Section) | 0:10.91 (1200m) |
| Top Speed [km/h] (Section) | 66.4 (1200m) |
| Race State | Finished |



Doomben QLD Professional

Race 7: U&U RECRUITMENT Class 1 Plate - 1350m

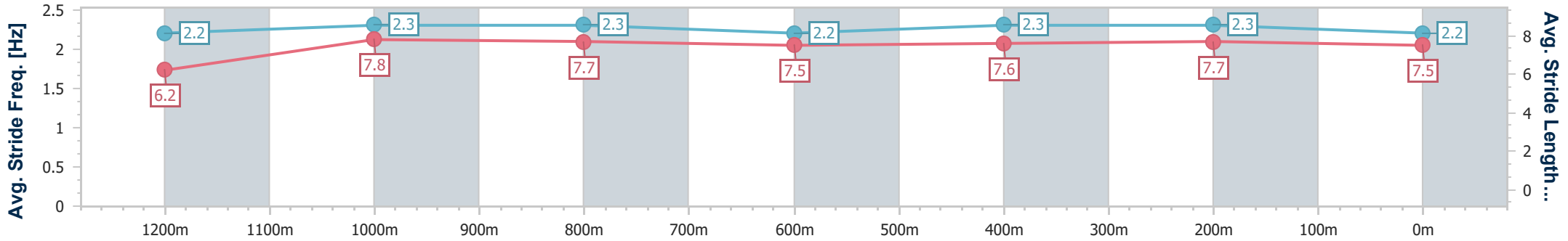
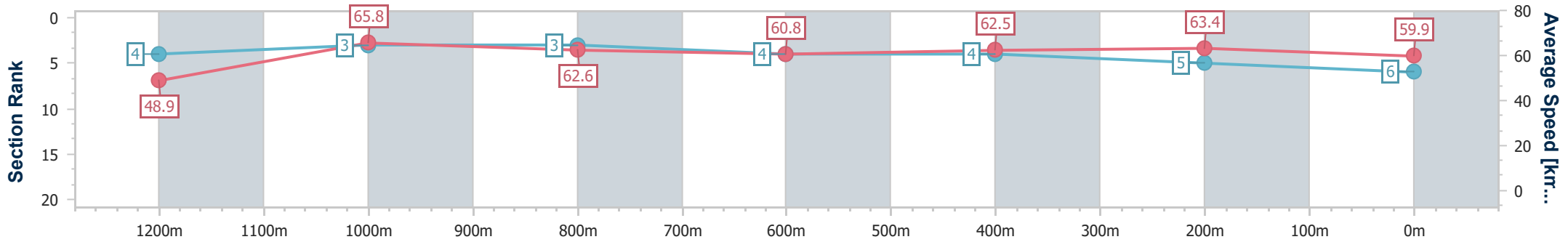
31 July 2024 - 16:04

Track Rating: Soft 5, Weather: Fine, Rail Position: +10m Entire



BRISBANE RACING CLUB

| Section | Overall | 1200m | 1000m | 800m | 600m | 400m | 200m |
|------------------------|--------------------------|--------------------------|--------------------------|--------------------------|--------------------------|--------------------------|--------------------------|
| Section Times | 1:20.49 [6] (0:11.06) | 1:09.43 [4] (0:10.91) | 0:58.52 [3] (0:11.61) | 0:46.91 [3] (0:12.00) | 0:34.91 [4] (0:11.54) | 0:23.37 [4] (0:11.34) | 0:12.03 [5] (0:12.03) |
| Average Speed [km/h] | 48.9 | 65.8 | 62.6 | 60.8 | 62.5 | 63.4 | 59.9 |
| Top Speed [km/h] | 65.2 | 66.4 | 65.6 | 62.7 | 63.6 | 63.9 | 62.7 |
| Avg. Dist. to Rail [m] | 4.2 | 0.9 | 1.6 | 3.0 | 1.4 | 1.1 | 0.9 |
| Avg. Stride Freq. [Hz] | 2.2 | 2.3 | 2.3 | 2.2 | 2.3 | 2.3 | 2.2 |
| Avg. Stride Length [m] | 6.2 | 7.8 | 7.7 | 7.5 | 7.6 | 7.7 | 7.5 |



- [] Ranking at each section and finish
- .-.- No data available at this section
- NA No data available



| | |
|--------------------------------|------------------|
| Horse/Jockey Name | Sunshine Highway |
| Final Rank | 7 |
| Fastest Section Time (Section) | 0:11.05 (1200m) |
| Top Speed [km/h] (Section) | 66.7 (1200m) |
| Race State | Finished |



Doomben QLD Professional

Race 7: U&U RECRUITMENT Class 1 Plate - 1350m

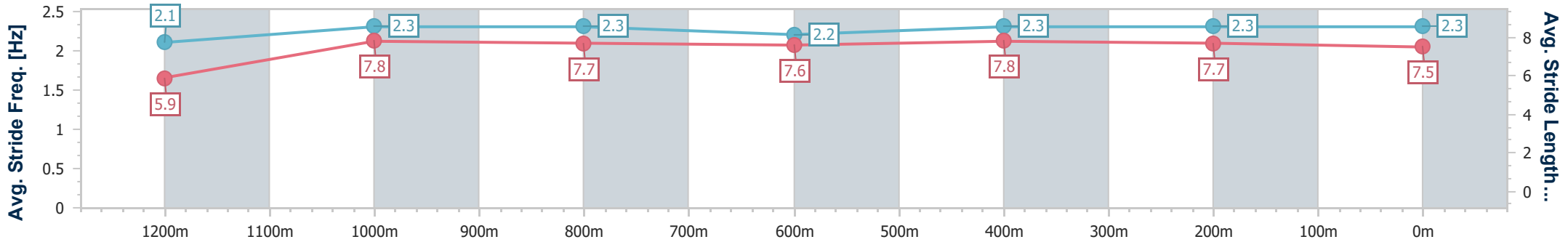
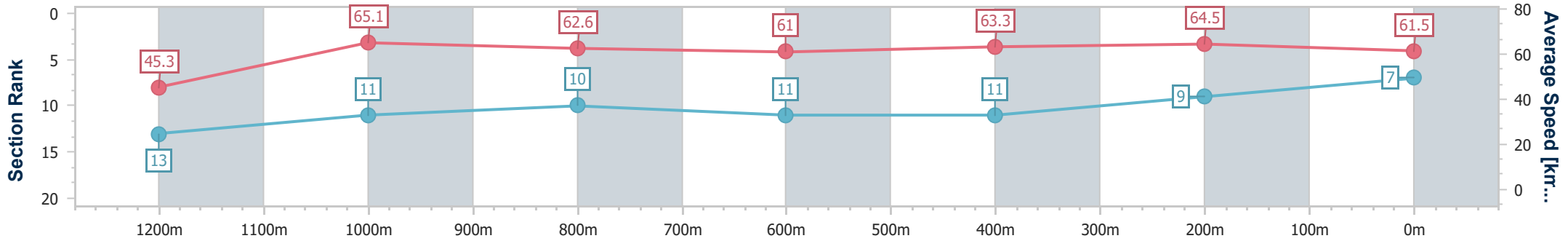
31 July 2024 - 16:04

Track Rating: Soft 5, Weather: Fine, Rail Position: +10m Entire



BRISBANE RACING CLUB

| Section | Overall | 1200m | 1000m | 800m | 600m | 400m | 200m |
|------------------------|--------------------------|---------------------------|---------------------------|---------------------------|---------------------------|---------------------------|--------------------------|
| Section Times | 1:20.58 [7] (0:11.98) | 1:08.60 [13] (0:11.05) | 0:57.55 [11] (0:11.52) | 0:46.03 [10] (0:11.80) | 0:34.23 [11] (0:11.36) | 0:22.87 [11] (0:11.12) | 0:11.75 [9] (0:11.75) |
| Average Speed [km/h] | 45.3 | 65.1 | 62.6 | 61.0 | 63.3 | 64.5 | 61.5 |
| Top Speed [km/h] | 66.7 | 66.7 | 65.6 | 62.9 | 64.7 | 65.9 | 64.4 |
| Avg. Dist. to Rail [m] | 8.0 | 0.3 | 0.2 | 0.2 | 0.3 | 0.8 | 1.1 |
| Avg. Stride Freq. [Hz] | 2.1 | 2.3 | 2.3 | 2.2 | 2.3 | 2.3 | 2.3 |
| Avg. Stride Length [m] | 5.9 | 7.8 | 7.7 | 7.6 | 7.8 | 7.7 | 7.5 |



- [] Ranking at each section and finish
- .-.- No data available at this section
- NA No data available



| | |
|--------------------------------|----------------|
| Horse/Jockey Name | Lasqueti Boom |
| Final Rank | 8 |
| Fastest Section Time (Section) | 0:11.10 (400m) |
| Top Speed [km/h] (Section) | 66.5 (400m) |
| Race State | Finished |



Doomben QLD Professional

Race 7: U&U RECRUITMENT Class 1 Plate - 1350m

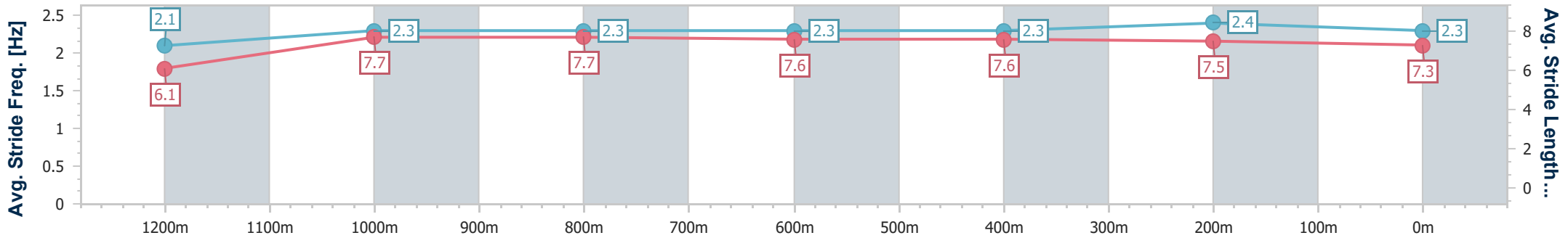
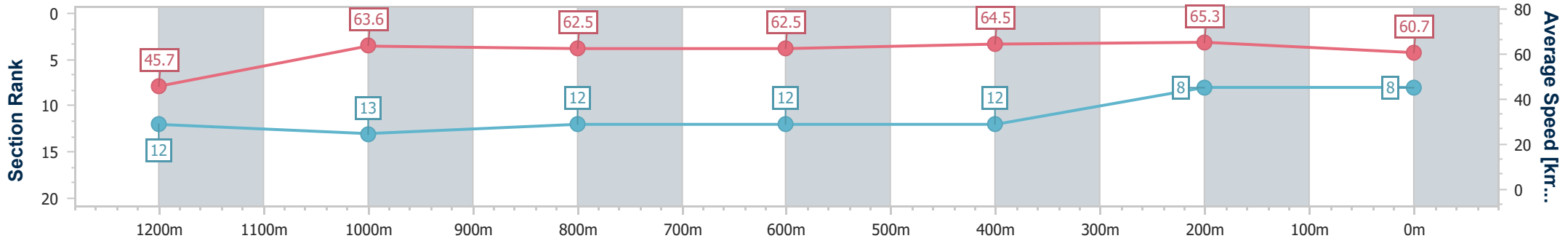
31 July 2024 - 16:04

Track Rating: Soft 5, Weather: Fine, Rail Position: +10m Entire



BRISBANE RACING CLUB

| Section | Overall | 1200m | 1000m | 800m | 600m | 400m | 200m |
|------------------------|--------------------------|---------------------------|---------------------------|---------------------------|---------------------------|---------------------------|--------------------------|
| Section Times | 1:20.65 [8] (0:11.80) | 1:08.85 [12] (0:11.34) | 0:57.51 [13] (0:11.65) | 0:45.86 [12] (0:11.59) | 0:34.27 [12] (0:11.35) | 0:22.92 [12] (0:11.10) | 0:11.82 [8] (0:11.82) |
| Average Speed [km/h] | 45.7 | 63.6 | 62.5 | 62.5 | 64.5 | 65.3 | 60.7 |
| Top Speed [km/h] | 63.3 | 64.2 | 64.6 | 63.4 | 65.0 | 66.5 | 65.0 |
| Avg. Dist. to Rail [m] | 8.4 | 3.0 | 2.4 | 2.3 | 2.4 | 5.0 | 5.4 |
| Avg. Stride Freq. [Hz] | 2.1 | 2.3 | 2.3 | 2.3 | 2.3 | 2.4 | 2.3 |
| Avg. Stride Length [m] | 6.1 | 7.7 | 7.7 | 7.6 | 7.6 | 7.5 | 7.3 |



- [] Ranking at each section and finish
- .-.- No data available at this section
- NA No data available



| | |
|--------------------------------|------------------|
| Horse/Jockey Name | Prophets De'vine |
| Final Rank | 9 |
| Fastest Section Time (Section) | 0:11.14 (1200m) |
| Top Speed [km/h] (Section) | 66.3 (600m) |
| Race State | Finished |



Doomben QLD Professional

Race 7: U&U RECRUITMENT Class 1 Plate - 1350m

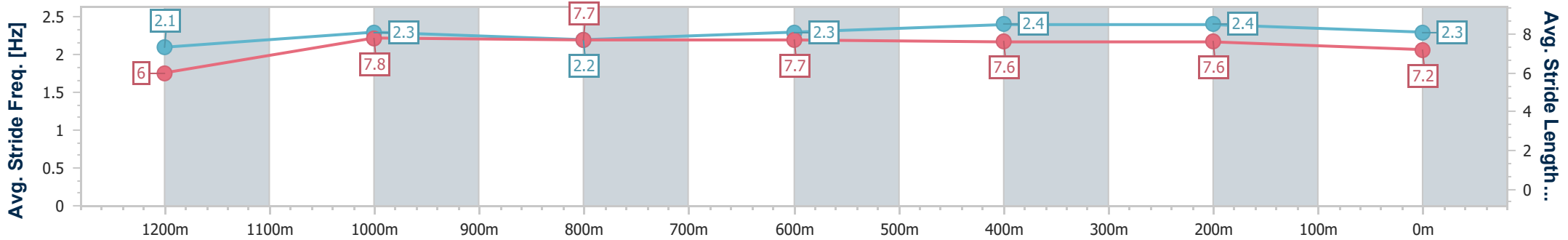
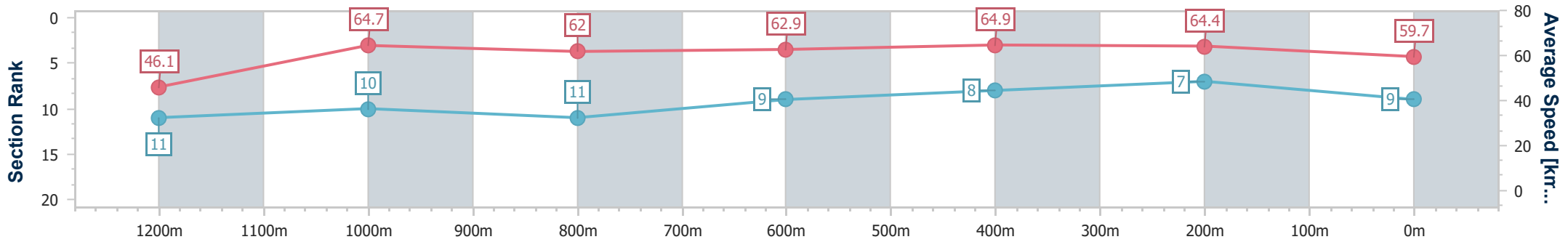
31 July 2024 - 16:04

Track Rating: Soft 5, Weather: Fine, Rail Position: +10m Entire



BRISBANE RACING CLUB

| Section | Overall | 1200m | 1000m | 800m | 600m | 400m | 200m |
|------------------------|--------------------------|---------------------------|---------------------------|---------------------------|--------------------------|--------------------------|--------------------------|
| Section Times | 1:20.74 [9] (0:11.74) | 1:09.00 [11] (0:11.14) | 0:57.86 [10] (0:11.69) | 0:46.17 [11] (0:11.62) | 0:34.55 [9] (0:11.25) | 0:23.30 [8] (0:11.23) | 0:12.07 [7] (0:12.07) |
| Average Speed [km/h] | 46.1 | 64.7 | 62.0 | 62.9 | 64.9 | 64.4 | 59.7 |
| Top Speed [km/h] | 64.2 | 65.6 | 63.9 | 65.6 | 66.3 | 66.0 | 62.9 |
| Avg. Dist. to Rail [m] | 4.1 | 1.8 | 1.9 | 2.6 | 2.6 | 4.8 | 3.5 |
| Avg. Stride Freq. [Hz] | 2.1 | 2.3 | 2.2 | 2.3 | 2.4 | 2.4 | 2.3 |
| Avg. Stride Length [m] | 6.0 | 7.8 | 7.7 | 7.7 | 7.6 | 7.6 | 7.2 |



- [] Ranking at each section and finish
- .-.- No data available at this section
- NA No data available



| | |
|--------------------------------|-----------------|
| Horse/Jockey Name | El Kabong |
| Final Rank | 10 |
| Fastest Section Time (Section) | 0:11.13 (1200m) |
| Top Speed [km/h] (Section) | 65.9 (1200m) |
| Race State | Finished |



Doomben QLD Professional

Race 7: U&U RECRUITMENT Class 1 Plate - 1350m

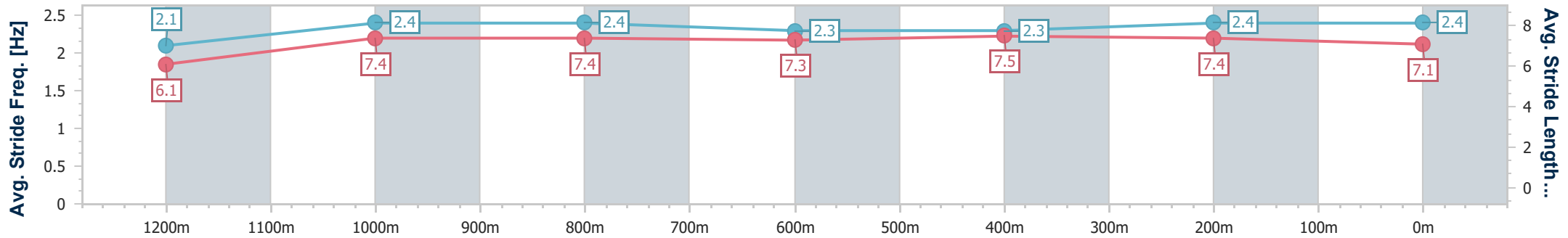
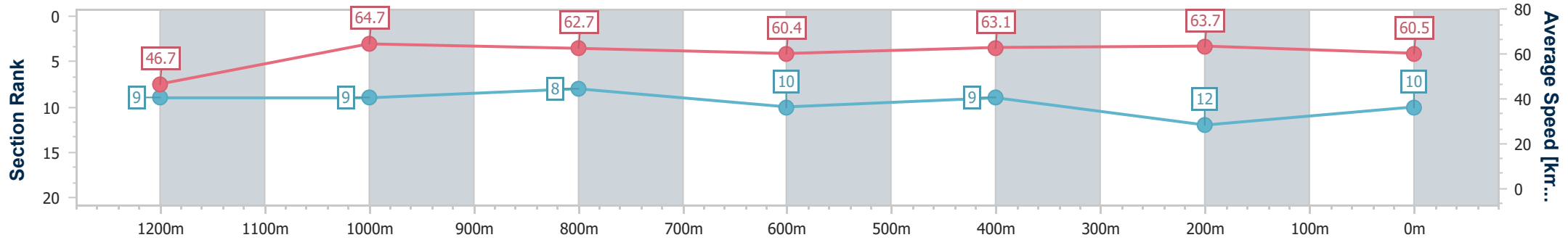
31 July 2024 - 16:04

Track Rating: Soft 5, Weather: Fine, Rail Position: +10m Entire



BRISBANE RACING CLUB

| Section | Overall | 1200m | 1000m | 800m | 600m | 400m | 200m |
|------------------------|---------------------------|--------------------------|--------------------------|--------------------------|---------------------------|--------------------------|---------------------------|
| Section Times | 1:20.82 [10] (0:11.62) | 1:09.20 [9] (0:11.13) | 0:58.07 [9] (0:11.49) | 0:46.58 [8] (0:11.95) | 0:34.63 [10] (0:11.44) | 0:23.19 [9] (0:11.30) | 0:11.89 [12] (0:11.89) |
| Average Speed [km/h] | 46.7 | 64.7 | 62.7 | 60.4 | 63.1 | 63.7 | 60.5 |
| Top Speed [km/h] | 63.5 | 65.9 | 64.9 | 62.2 | 63.8 | 64.6 | 63.9 |
| Avg. Dist. to Rail [m] | 1.7 | 0.3 | 0.3 | 0.7 | 0.3 | 1.0 | 0.3 |
| Avg. Stride Freq. [Hz] | 2.1 | 2.4 | 2.4 | 2.3 | 2.3 | 2.4 | 2.4 |
| Avg. Stride Length [m] | 6.1 | 7.4 | 7.4 | 7.3 | 7.5 | 7.4 | 7.1 |



- [] Ranking at each section and finish
- .-.- No data available at this section
- NA No data available



| | |
|--------------------------------|-----------------|
| Horse/Jockey Name | Mr Caleb |
| Final Rank | 11 |
| Fastest Section Time (Section) | 0:11.15 (1200m) |
| Top Speed [km/h] (Section) | 66.4 (400m) |
| Race State | Finished |



Doomben QLD Professional

Race 7: U&U RECRUITMENT Class 1 Plate - 1350m

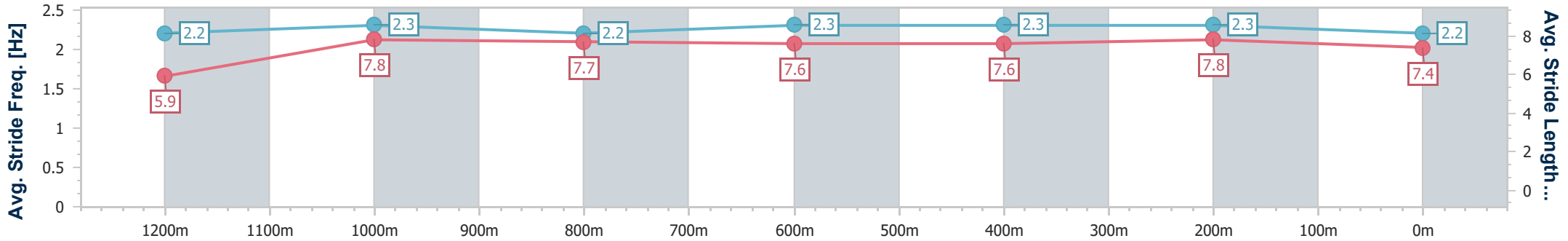
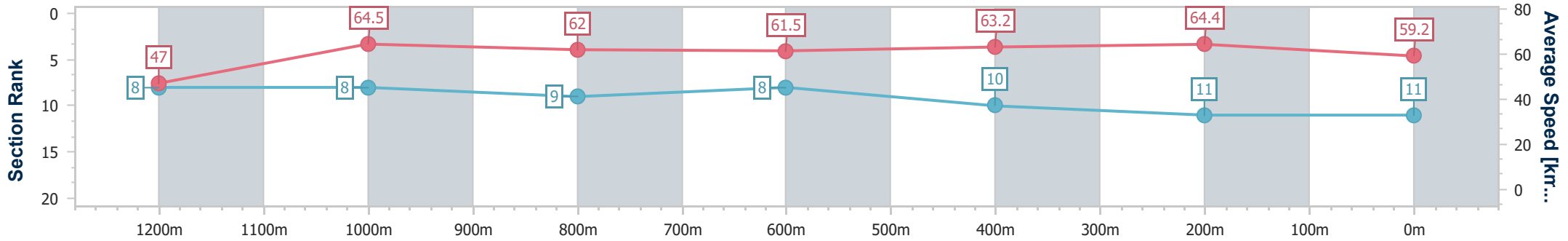
31 July 2024 - 16:04

Track Rating: Soft 5, Weather: Fine, Rail Position: +10m Entire



BRISBANE RACING CLUB

| Section | Overall | 1200m | 1000m | 800m | 600m | 400m | 200m |
|------------------------|---------------------------|--------------------------|--------------------------|--------------------------|--------------------------|---------------------------|---------------------------|
| Section Times | 1:21.05 [11] (0:11.55) | 1:09.50 [8] (0:11.15) | 0:58.35 [8] (0:11.59) | 0:46.76 [9] (0:11.85) | 0:34.91 [8] (0:11.53) | 0:23.38 [10] (0:11.19) | 0:12.19 [11] (0:12.19) |
| Average Speed [km/h] | 47.0 | 64.5 | 62.0 | 61.5 | 63.2 | 64.4 | 59.2 |
| Top Speed [km/h] | 65.0 | 65.5 | 63.8 | 64.2 | 65.1 | 66.4 | 63.9 |
| Avg. Dist. to Rail [m] | 4.5 | 0.4 | 0.3 | 1.9 | 2.3 | 2.3 | 2.5 |
| Avg. Stride Freq. [Hz] | 2.2 | 2.3 | 2.2 | 2.3 | 2.3 | 2.3 | 2.2 |
| Avg. Stride Length [m] | 5.9 | 7.8 | 7.7 | 7.6 | 7.6 | 7.8 | 7.4 |



- [] Ranking at each section and finish
- .-.- No data available at this section
- NA No data available



| | |
|--------------------------------|----------------|
| Horse/Jockey Name | Denmark |
| Final Rank | 12 |
| Fastest Section Time (Section) | 0:11.14 (400m) |
| Top Speed [km/h] (Section) | 65.1 (1200m) |
| Race State | Finished |



Doomben QLD Professional

Race 7: U&U RECRUITMENT Class 1 Plate - 1350m

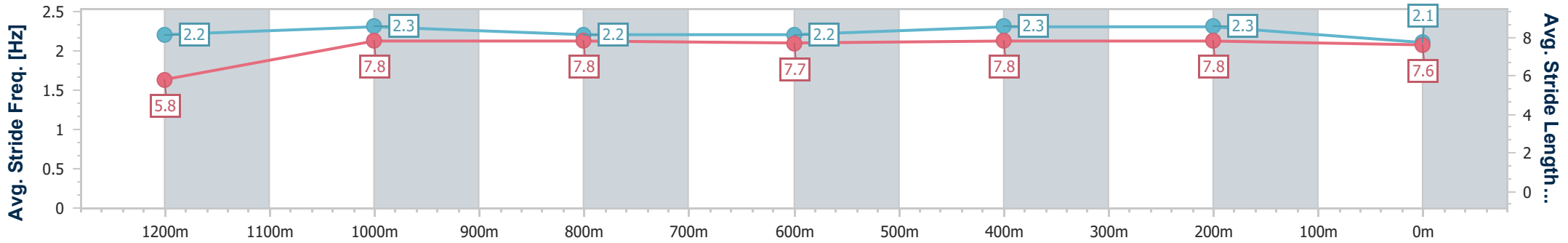
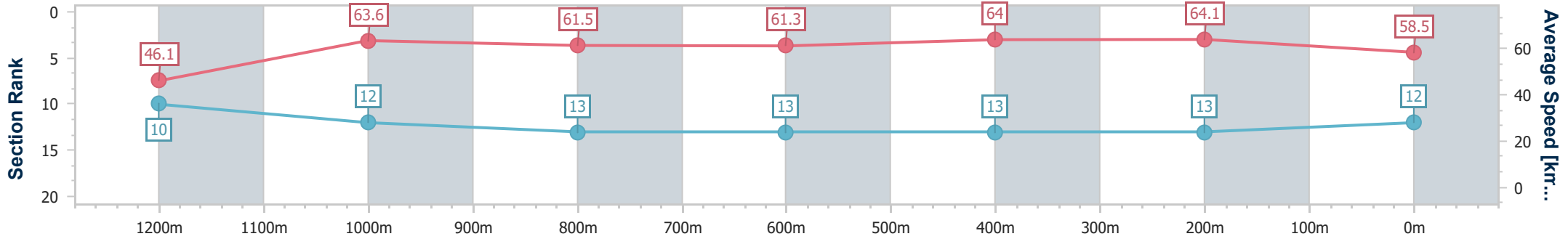
31 July 2024 - 16:04

Track Rating: Soft 5, Weather: Fine, Rail Position: +10m Entire



BRISBANE RACING CLUB

| Section | Overall | 1200m | 1000m | 800m | 600m | 400m | 200m |
|------------------------|---------------------------|---------------------------|---------------------------|---------------------------|---------------------------|---------------------------|---------------------------|
| Section Times | 1:21.38 [12] (0:11.74) | 1:09.64 [10] (0:11.34) | 0:58.30 [12] (0:11.80) | 0:46.50 [13] (0:11.80) | 0:34.70 [13] (0:11.22) | 0:23.48 [13] (0:11.14) | 0:12.34 [13] (0:12.34) |
| Average Speed [km/h] | 46.1 | 63.6 | 61.5 | 61.3 | 64.0 | 64.1 | 58.5 |
| Top Speed [km/h] | 62.7 | 65.1 | 62.9 | 64.2 | 64.8 | 65.1 | 62.9 |
| Avg. Dist. to Rail [m] | 7.3 | 3.3 | 2.4 | 0.8 | 0.9 | 2.0 | 0.6 |
| Avg. Stride Freq. [Hz] | 2.2 | 2.3 | 2.2 | 2.2 | 2.3 | 2.3 | 2.1 |
| Avg. Stride Length [m] | 5.8 | 7.8 | 7.8 | 7.7 | 7.8 | 7.8 | 7.6 |



- [] Ranking at each section and finish
- .-.- No data available at this section
- NA No data available



| | |
|--------------------------------|-------------------|
| Horse/Jockey Name | Sparkle Motion |
| Final Rank | 13 |
| Fastest Section Time (Section) | 0:10.76 (Overall) |
| Top Speed [km/h] (Section) | 69.9 (1200m) |
| Race State | Finished |



Doomben QLD Professional

Race 7: U&U RECRUITMENT Class 1 Plate - 1350m

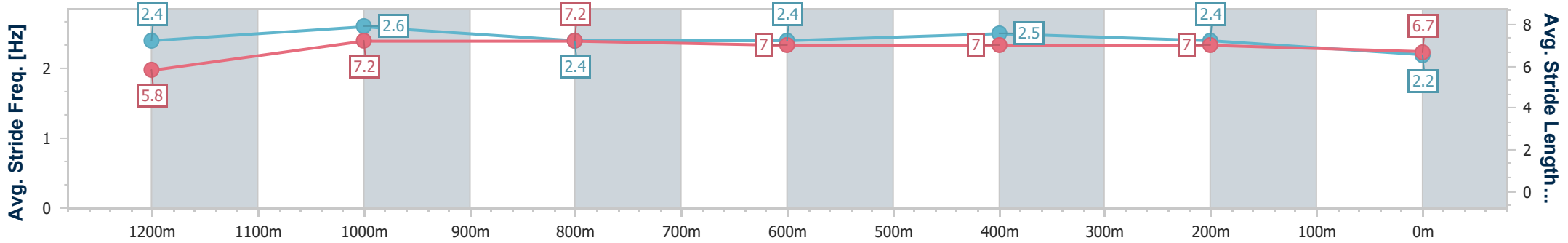
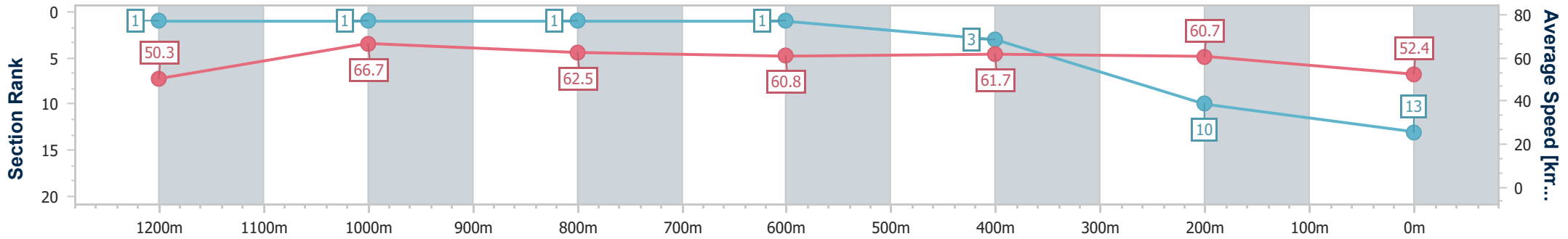
31 July 2024 - 16:04

Track Rating: Soft 5, Weather: Fine, Rail Position: +10m Entire



BRISBANE RACING CLUB

| Section | Overall | 1200m | 1000m | 800m | 600m | 400m | 200m |
|------------------------|---------------------------|--------------------------|--------------------------|--------------------------|--------------------------|--------------------------|---------------------------|
| Section Times | 1:22.55 [13] (0:10.76) | 1:11.79 [1] (0:10.80) | 1:00.99 [1] (0:11.56) | 0:49.43 [1] (0:12.07) | 0:37.36 [1] (0:11.84) | 0:25.52 [3] (0:11.81) | 0:13.71 [10] (0:13.71) |
| Average Speed [km/h] | 50.3 | 66.7 | 62.5 | 60.8 | 61.7 | 60.7 | 52.4 |
| Top Speed [km/h] | 68.8 | 69.9 | 65.3 | 61.8 | 62.9 | 61.9 | 59.5 |
| Avg. Dist. to Rail [m] | 2.1 | 0.2 | 0.8 | 4.4 | 2.4 | 1.7 | 0.8 |
| Avg. Stride Freq. [Hz] | 2.4 | 2.6 | 2.4 | 2.4 | 2.5 | 2.4 | 2.2 |
| Avg. Stride Length [m] | 5.8 | 7.2 | 7.2 | 7.0 | 7.0 | 7.0 | 6.7 |



- [] Ranking at each section and finish
- .-.- No data available at this section
- NA No data available