



Ladbrokes Cannon Park QLD Professional

Race 5: HIRE A HUBBY BAYVIEW RATINGS BAND 0 - 58 Handicap - 1500m

01 August 2024 - 15:15



Track Rating: Soft 6, Weather: Overcast, Rail Position: +1.5m Entire

| Section | Field Times | Overall | 1400m | 1200m | 1000m | 800m | 600m | 400m | Last 600m | | | | |
|---------|---------------------------------------|----------------------|----------------------|----------------------|--------------------------|--------------------------|--------------------------|--------------------------|--------------------------|--------------------------|--------------------------|---------|----|
| | | 1:30.80 (0:08.62) | 1:22.18 (0:10.57) | 1:11.61 (0:10.48) | 1:01.13 (0:11.40) | 0:49.73 (0:11.89) | 0:37.84 (0:12.40) | 0:25.44 (0:12.63) | 0:37.84 | | | | |
| Rank | TAB Horse/Jockey | Barrier | Top Speed [km/h] | Fastest Section | | | | | Distance Travelled [m] | | | | |
| 1 | 2 STADIUM OF LIGHT Scott Sheargold | 4 | 68.1 1400m | 0:08.87 Overall | 1:30.80 [1] (0:08.87) | 1:21.93 [5] (0:10.80) | 1:11.13 [6] (0:10.82) | 1:00.31 [6] (0:11.43) | 0:48.88 [5] (0:11.78) | 0:37.10 [5] (0:11.94) | 0:25.16 [3] (0:12.35) | 0:37.10 | |
| 2 | 8 SIZZLING SAMURAI Lacey Morrison | 5 | 68.6 1200m | 0:08.93 Overall | 1:31.34 [2] (0:08.93) | 1:22.41 [8] (0:10.73) | 1:11.68 [5] (0:10.63) | 1:01.05 [4] (0:11.20) | 0:49.85 [2] (0:11.92) | 0:37.93 [4] (0:12.02) | 0:25.91 [2] (0:12.90) | 0:37.93 | -9 |
| 3 | 7 MODERN LEGEND Chris Whiteley | 2 | 68.7 1400m | 0:08.97 Overall | 1:31.68 [3] (0:08.97) | 1:22.71 [9] (0:10.92) | 1:11.79 [8] (0:10.90) | 1:00.89 [8] (0:11.42) | 0:49.47 [7] (0:11.69) | 0:37.78 [7] (0:12.10) | 0:25.68 [6] (0:12.64) | 0:37.78 | -3 |
| 4 | 3 FERUS Zac Sprie | 8 | 68.4 1400m | 0:08.77 Overall | 1:31.77 [4] (0:08.77) | 1:23.00 [2] (0:10.73) | 1:12.27 [3] (0:10.77) | 1:01.50 [3] (0:11.34) | 0:50.16 [4] (0:11.79) | 0:38.37 [3] (0:12.33) | 0:26.04 [4] (0:12.79) | 0:38.37 | -1 |
| 5 | 1 EROE Pietro Romeo | 1 | 68.5 1200m | 0:08.90 Overall | 1:32.02 [5] (0:08.90) | 1:23.12 [7] (0:10.86) | 1:12.26 [7] (0:10.72) | 1:01.54 [5] (0:11.54) | 0:50.00 [6] (0:11.95) | 0:38.05 [8] (0:12.10) | 0:25.95 [7] (0:12.84) | 0:38.05 | -9 |
| 6 | 4 MA MA'S ROSE Tyler Leslight | 6 | 67.7 1200m | 0:08.88 Overall | 1:32.23 [6] (0:08.88) | 1:23.35 [6] (0:11.08) | 1:12.27 [9] (0:11.01) | 1:01.26 [9] (0:11.40) | 0:49.86 [9] (0:11.61) | 0:38.25 [9] (0:12.26) | 0:25.99 [9] (0:13.05) | 0:38.25 | +4 |
| 7 | 6 RIVALON Nathan Thomas | 9 | 68.7 1400m | 0:08.80 Overall | 1:32.27 [7] (0:08.80) | 1:23.47 [3] (0:10.80) | 1:12.67 [4] (0:11.12) | 1:01.55 [7] (0:11.52) | 0:50.03 [8] (0:11.52) | 0:38.51 [6] (0:12.42) | 0:26.09 [8] (0:12.82) | 0:38.51 | +8 |
| 8 | 9 MISHANI MENACE Jackson Murphy | 7 | 70.2 1400m | 0:08.82 Overall | 1:32.70 [8] (0:08.82) | 1:23.88 [4] (0:10.48) | 1:13.40 [2] (0:10.75) | 1:02.65 [2] (0:11.45) | 0:51.20 [3] (0:11.90) | 0:39.30 [2] (0:12.53) | 0:26.77 [5] (0:13.13) | 0:39.30 | -2 |
| 9 | 5 HOW AWESOME Chelsea Jokic | 3 | 69.3 1400m | 0:08.62 Overall | 1:32.70 [9] (0:08.62) | 1:24.08 [1] (0:10.57) | 1:13.51 [1] (0:10.48) | 1:03.03 [1] (0:11.40) | 0:51.63 [1] (0:11.89) | 0:39.74 [1] (0:12.40) | 0:27.34 [1] (0:13.31) | 0:39.74 | -9 |

[] Ranking at each section and finish
 -:-:- No data available at this section
 NA No data available

SCN Saddle cloth number
 DNF Did not finish
 DNT Did not track



Ladbrokes Cannon Park QLD Professional

Race 5: HIRE A HUBBY BAYVIEW RATINGS BAND 0 - 58 Handicap - 1500m

01 August 2024 - 15:15



Track Rating: Soft 6, Weather: Overcast, Rail Position: +1.5m Entire

| Section | | | | 200m | | | | Last 600m | |
|-------------|-----|--|---------|----------------------|--------------------|--------------------------|---------|-----------|------------------------|
| Field Times | | | | 0:12.81 (0:12.81) | | | | 0:37.84 | |
| Rank | TAB | Horse/Jockey | Barrier | Top Speed [km/h] | Fastest Section | Margin | | | Distance Travelled [m] |
| 1 | 2 | STADIUM OF LIGHT Scott Sheargold | 4 | 68.1 1400m | 0:08.87 Overall | 0:12.81 [1] (0:12.81) | 1:30.80 | | 0:37.10 |
| 2 | 8 | SIZZLING SAMURAI Lacey Morrison | 5 | 68.6 1200m | 0:08.93 Overall | 0:13.01 [2] (0:13.01) | 3.15L | | 0:37.93 -9 |
| 3 | 7 | MODERN LEGEND Chris Whiteley | 2 | 68.7 1400m | 0:08.97 Overall | 0:13.04 [4] (0:13.04) | 5.21L | | 0:37.78 -3 |
| 4 | 3 | FERUS Zac Sprie | 8 | 68.4 1400m | 0:08.77 Overall | 0:13.25 [3] (0:13.25) | 5.7L | | 0:38.37 -1 |
| 5 | 1 | EROE Pietro Romeo | 1 | 68.5 1200m | 0:08.90 Overall | 0:13.11 [6] (0:13.11) | 7.19L | | 0:38.05 -9 |
| 6 | 4 | MA MA'S ROSE Tyler Leslight | 6 | 67.7 1200m | 0:08.88 Overall | 0:12.94 [9] (0:12.94) | 8.4L | | 0:38.25 +4 |
| 7 | 6 | RIVALON Nathan Thomas | 9 | 68.7 1400m | 0:08.80 Overall | 0:13.27 [7] (0:13.27) | 8.64L | | 0:38.51 +8 |
| 8 | 9 | MISHANI MENACE Jackson Murphy | 7 | 70.2 1400m | 0:08.82 Overall | 0:13.64 [8] (0:13.64) | 11.17L | | 0:39.30 -2 |
| 9 | 5 | HOW AWESOME Chelsea Jokic | 3 | 69.3 1400m | 0:08.62 Overall | 0:14.03 [5] (0:14.03) | 11.19L | | 0:39.74 -9 |

[] Ranking at each section and finish
 -:-:- No data available at this section
 NA No data available

SCN Saddle cloth number
 DNF Did not finish
 DNT Did not track



| | |
|--------------------------------|-------------------|
| Horse/Jockey Name | Stadium Of Light |
| Final Rank | 1 |
| Fastest Section Time (Section) | 0:08.87 (Overall) |
| Top Speed [km/h] (Section) | 68.1 (1400m) |
| Race State | Finished |



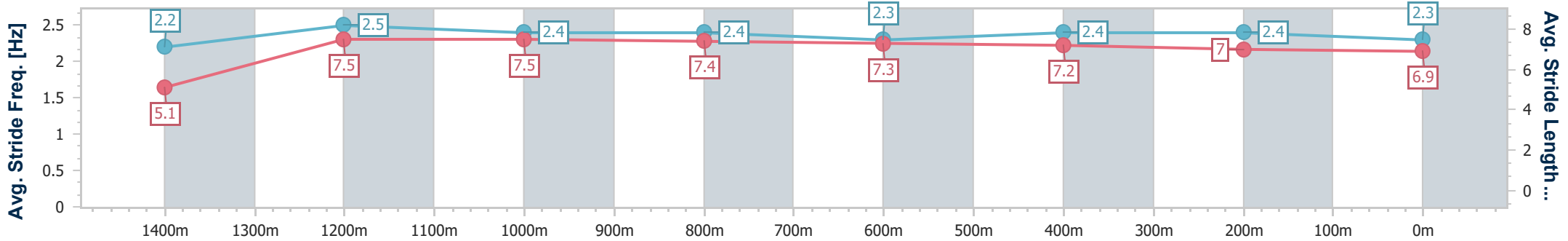
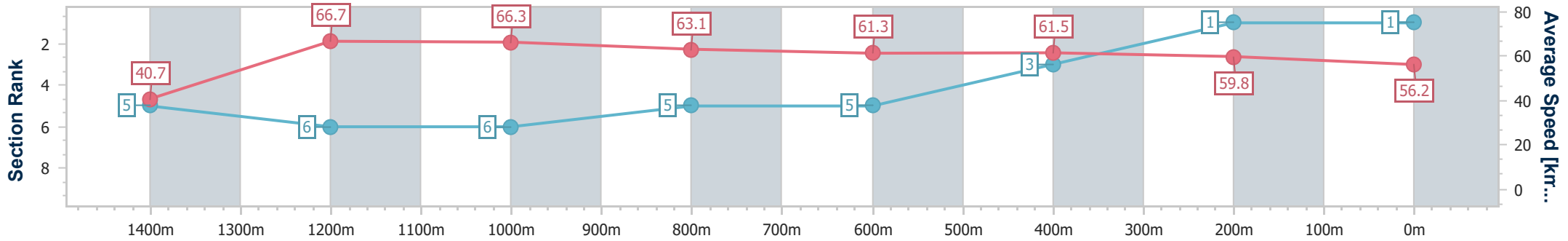
Ladbrokes Cannon Park QLD Professional
 Race 5: HIRE A HUBBY BAYVIEW RATINGS BAND 0 - 58
 Handicap - 1500m



01 August 2024 - 15:15

Track Rating: Soft 6, Weather: Overcast, Rail Position: +1.5m Entire

| Section | Overall | 1400m | 1200m | 1000m | 800m | 600m | 400m | 200m |
|------------------------|--------------------------|--------------------------|--------------------------|--------------------------|--------------------------|--------------------------|--------------------------|--------------------------|
| Section Times | 1:30.80 [1] (0:08.87) | 1:21.93 [5] (0:10.80) | 1:11.13 [6] (0:10.82) | 1:00.31 [6] (0:11.43) | 0:48.88 [5] (0:11.78) | 0:37.10 [5] (0:11.94) | 0:25.16 [3] (0:12.35) | 0:12.81 [1] (0:12.81) |
| Average Speed [km/h] | 40.7 | 66.7 | 66.3 | 63.1 | 61.3 | 61.5 | 59.8 | 56.2 |
| Top Speed [km/h] | 62.2 | 68.1 | 67.9 | 65.2 | 62.1 | 62.8 | 60.8 | 58.8 |
| Avg. Dist. to Rail [m] | 2.2 | 0.8 | 0.4 | 0.9 | 2.8 | 3.8 | 9.8 | 11.4 |
| Avg. Stride Freq. [Hz] | 2.2 | 2.5 | 2.4 | 2.4 | 2.3 | 2.4 | 2.4 | 2.3 |
| Avg. Stride Length [m] | 5.1 | 7.5 | 7.5 | 7.4 | 7.3 | 7.2 | 7.0 | 6.9 |



- [] Ranking at each section and finish
- .-.- No data available at this section
- NA No data available



| | |
|--------------------------------|-------------------|
| Horse/Jockey Name | Sizzling Samurai |
| Final Rank | 2 |
| Fastest Section Time (Section) | 0:08.93 (Overall) |
| Top Speed [km/h] (Section) | 68.6 (1200m) |
| Race State | Finished |



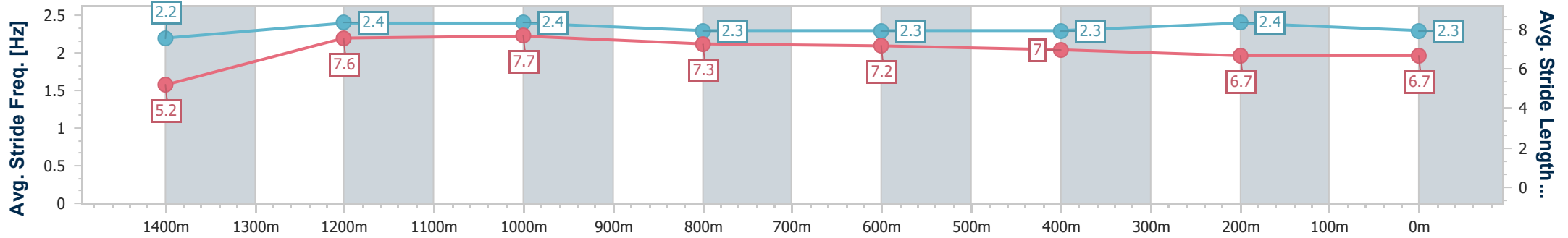
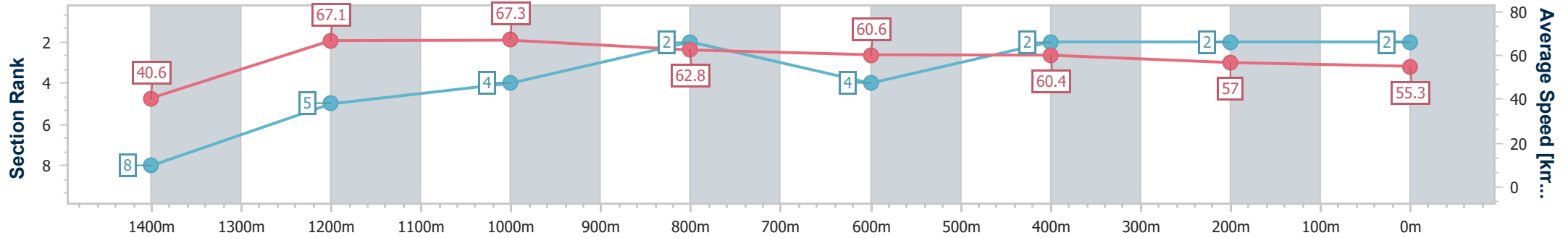
Ladbrokes Cannon Park QLD Professional
Race 5: HIRE A HUBBY BAYVIEW RATINGS BAND 0 - 58
Handicap - 1500m



01 August 2024 - 15:15

Track Rating: Soft 6, Weather: Overcast, Rail Position: +1.5m Entire

| Section | Overall | 1400m | 1200m | 1000m | 800m | 600m | 400m | 200m |
|------------------------|--------------------------|--------------------------|--------------------------|--------------------------|--------------------------|--------------------------|--------------------------|--------------------------|
| Section Times | 1:31.34 [2] (0:08.93) | 1:22.41 [8] (0:10.73) | 1:11.68 [5] (0:10.63) | 1:01.05 [4] (0:11.20) | 0:49.85 [2] (0:11.92) | 0:37.93 [4] (0:12.02) | 0:25.91 [2] (0:12.90) | 0:13.01 [2] (0:13.01) |
| Average Speed [km/h] | 40.6 | 67.1 | 67.3 | 62.8 | 60.6 | 60.4 | 57.0 | 55.3 |
| Top Speed [km/h] | 63.0 | 68.3 | 68.6 | 64.8 | 60.9 | 61.7 | 58.2 | 57.4 |
| Avg. Dist. to Rail [m] | 3.4 | 0.8 | 1.0 | 2.8 | 0.8 | 2.1 | 9.0 | 9.2 |
| Avg. Stride Freq. [Hz] | 2.2 | 2.4 | 2.4 | 2.3 | 2.3 | 2.3 | 2.4 | 2.3 |
| Avg. Stride Length [m] | 5.2 | 7.6 | 7.7 | 7.3 | 7.2 | 7.0 | 6.7 | 6.7 |



- [] Ranking at each section and finish
- .-.- No data available at this section
- NA No data available



| | |
|--------------------------------|-------------------|
| Horse/Jockey Name | Modern Legend |
| Final Rank | 3 |
| Fastest Section Time (Section) | 0:08.97 (Overall) |
| Top Speed [km/h] (Section) | 68.7 (1400m) |
| Race State | Finished |



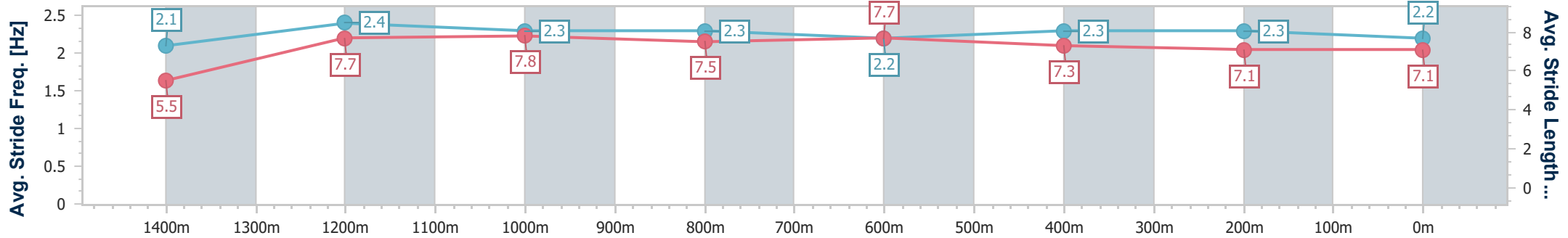
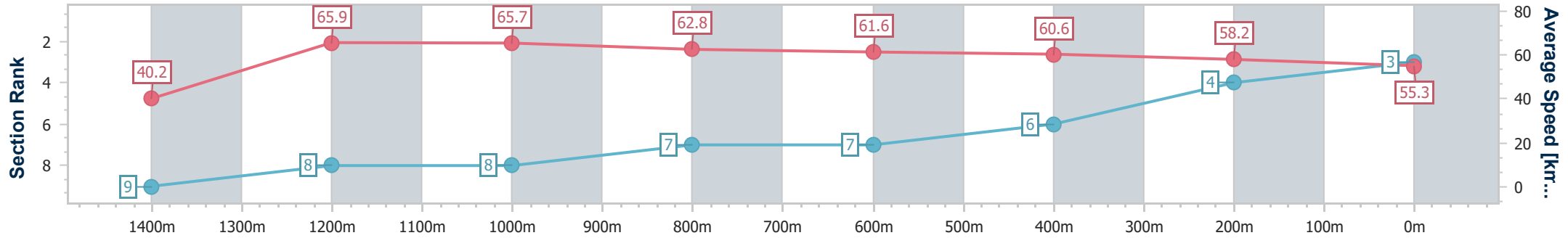
Ladbrokes Cannon Park QLD Professional
Race 5: HIRE A HUBBY BAYVIEW RATINGS BAND 0 - 58
Handicap - 1500m



01 August 2024 - 15:15

Track Rating: Soft 6, Weather: Overcast, Rail Position: +1.5m Entire

| Section | Overall | 1400m | 1200m | 1000m | 800m | 600m | 400m | 200m |
|------------------------|--------------------------|--------------------------|--------------------------|--------------------------|--------------------------|--------------------------|--------------------------|--------------------------|
| Section Times | 1:31.68 [3] (0:08.97) | 1:22.71 [9] (0:10.92) | 1:11.79 [8] (0:10.90) | 1:00.89 [8] (0:11.42) | 0:49.47 [7] (0:11.69) | 0:37.78 [7] (0:12.10) | 0:25.68 [6] (0:12.64) | 0:13.04 [4] (0:13.04) |
| Average Speed [km/h] | 40.2 | 65.9 | 65.7 | 62.8 | 61.6 | 60.6 | 58.2 | 55.3 |
| Top Speed [km/h] | 60.7 | 68.7 | 67.2 | 64.9 | 62.2 | 63.1 | 59.3 | 57.3 |
| Avg. Dist. to Rail [m] | 2.9 | 1.0 | 0.9 | 1.3 | 2.0 | 2.8 | 9.2 | 9.6 |
| Avg. Stride Freq. [Hz] | 2.1 | 2.4 | 2.3 | 2.3 | 2.2 | 2.3 | 2.3 | 2.2 |
| Avg. Stride Length [m] | 5.5 | 7.7 | 7.8 | 7.5 | 7.7 | 7.3 | 7.1 | 7.1 |



- [] Ranking at each section and finish
- .-.- No data available at this section
- NA No data available



| | |
|--------------------------------|-------------------|
| Horse/Jockey Name | Ferus |
| Final Rank | 4 |
| Fastest Section Time (Section) | 0:08.77 (Overall) |
| Top Speed [km/h] (Section) | 68.4 (1400m) |
| Race State | Finished |



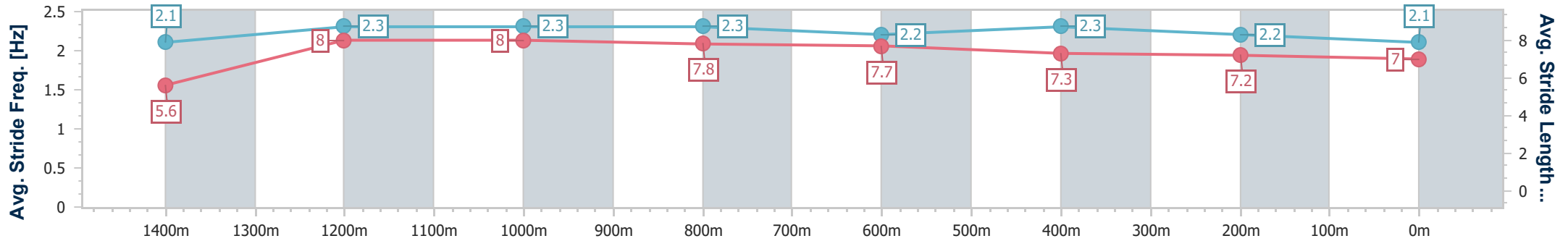
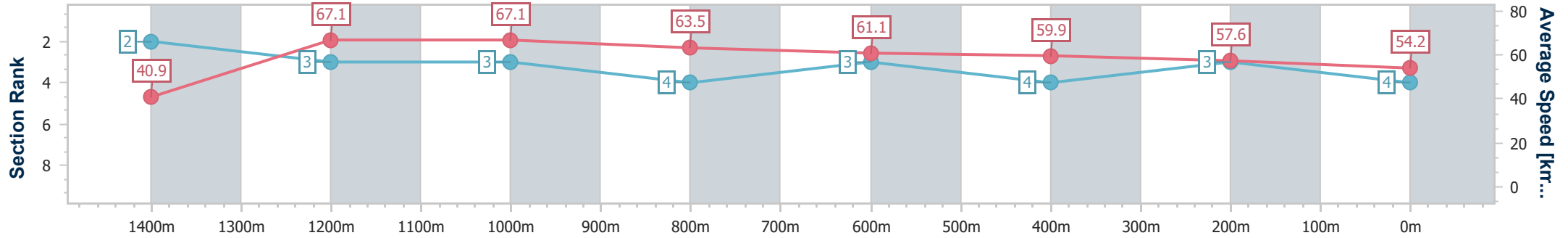
Ladbrokes Cannon Park QLD Professional
Race 5: HIRE A HUBBY BAYVIEW RATINGS BAND 0 - 58
Handicap - 1500m



01 August 2024 - 15:15

Track Rating: Soft 6, Weather: Overcast, Rail Position: +1.5m Entire

| Section | Overall | 1400m | 1200m | 1000m | 800m | 600m | 400m | 200m |
|------------------------|--------------------------|--------------------------|--------------------------|--------------------------|--------------------------|--------------------------|--------------------------|--------------------------|
| Section Times | 1:31.77 [4] (0:08.77) | 1:23.00 [2] (0:10.73) | 1:12.27 [3] (0:10.77) | 1:01.50 [3] (0:11.34) | 0:50.16 [4] (0:11.79) | 0:38.37 [3] (0:12.33) | 0:26.04 [4] (0:12.79) | 0:13.25 [3] (0:13.25) |
| Average Speed [km/h] | 40.9 | 67.1 | 67.1 | 63.5 | 61.1 | 59.9 | 57.6 | 54.2 |
| Top Speed [km/h] | 62.6 | 68.4 | 68.3 | 64.9 | 62.5 | 62.4 | 58.7 | 56.3 |
| Avg. Dist. to Rail [m] | 5.3 | 2.1 | 0.7 | 1.2 | 3.2 | 3.9 | 8.0 | 9.2 |
| Avg. Stride Freq. [Hz] | 2.1 | 2.3 | 2.3 | 2.3 | 2.2 | 2.3 | 2.2 | 2.1 |
| Avg. Stride Length [m] | 5.6 | 8.0 | 8.0 | 7.8 | 7.7 | 7.3 | 7.2 | 7.0 |



- [] Ranking at each section and finish
- .-.- No data available at this section
- NA No data available



| | |
|--------------------------------|-------------------|
| Horse/Jockey Name | Eroe |
| Final Rank | 5 |
| Fastest Section Time (Section) | 0:08.90 (Overall) |
| Top Speed [km/h] (Section) | 68.5 (1200m) |
| Race State | Finished |



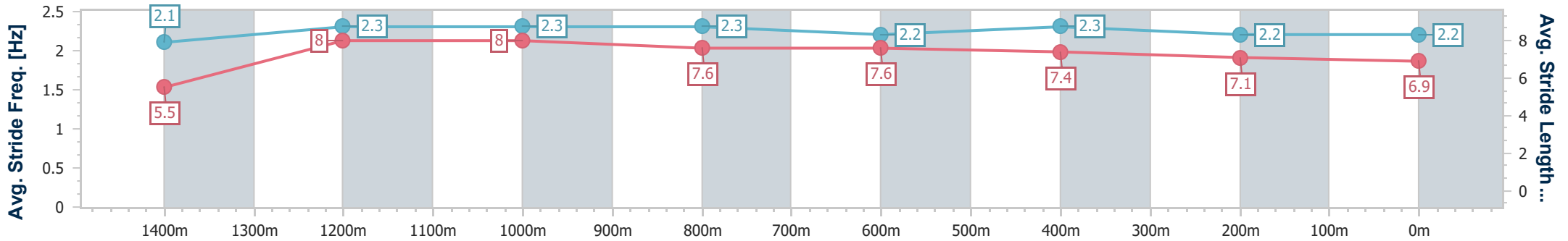
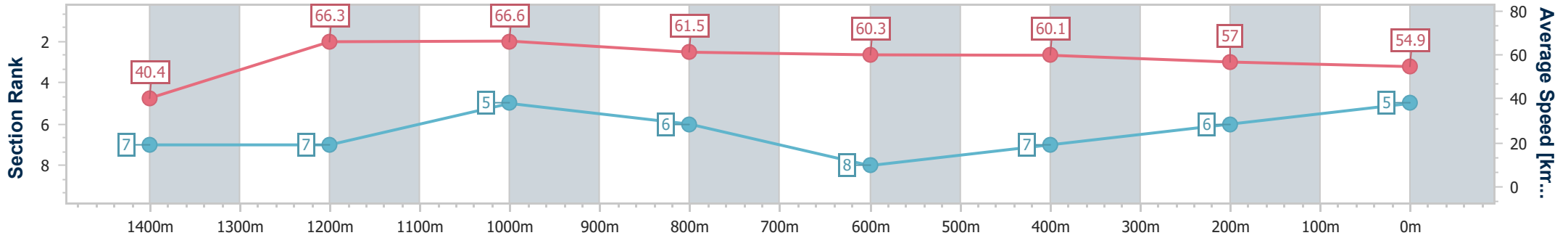
Ladbrokes Cannon Park QLD Professional
Race 5: HIRE A HUBBY BAYVIEW RATINGS BAND 0 - 58
Handicap - 1500m



01 August 2024 - 15:15

Track Rating: Soft 6, Weather: Overcast, Rail Position: +1.5m Entire

| Section | Overall | 1400m | 1200m | 1000m | 800m | 600m | 400m | 200m |
|------------------------|--------------------------|--------------------------|--------------------------|--------------------------|--------------------------|--------------------------|--------------------------|--------------------------|
| Section Times | 1:32.02 [5] (0:08.90) | 1:23.12 [7] (0:10.86) | 1:12.26 [7] (0:10.72) | 1:01.54 [5] (0:11.54) | 0:50.00 [6] (0:11.95) | 0:38.05 [8] (0:12.10) | 0:25.95 [7] (0:12.84) | 0:13.11 [6] (0:13.11) |
| Average Speed [km/h] | 40.4 | 66.3 | 66.6 | 61.5 | 60.3 | 60.1 | 57.0 | 54.9 |
| Top Speed [km/h] | 62.2 | 68.5 | 68.5 | 63.8 | 61.4 | 62.3 | 58.3 | 55.7 |
| Avg. Dist. to Rail [m] | 1.9 | 1.4 | 3.0 | 1.9 | 0.7 | 1.7 | 5.7 | 4.8 |
| Avg. Stride Freq. [Hz] | 2.1 | 2.3 | 2.3 | 2.3 | 2.2 | 2.3 | 2.2 | 2.2 |
| Avg. Stride Length [m] | 5.5 | 8.0 | 8.0 | 7.6 | 7.6 | 7.4 | 7.1 | 6.9 |



- [] Ranking at each section and finish
- .-.- No data available at this section
- NA No data available



| | |
|--------------------------------|-------------------|
| Horse/Jockey Name | Ma Ma's Rose |
| Final Rank | 6 |
| Fastest Section Time (Section) | 0:08.88 (Overall) |
| Top Speed [km/h] (Section) | 67.7 (1200m) |
| Race State | Finished |



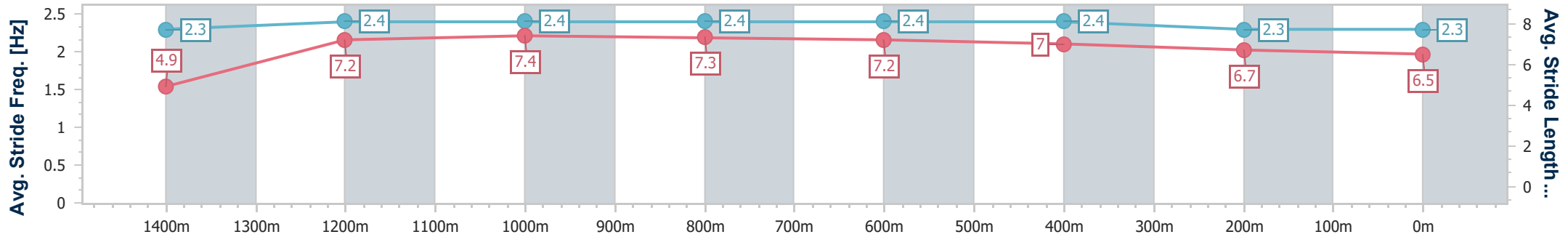
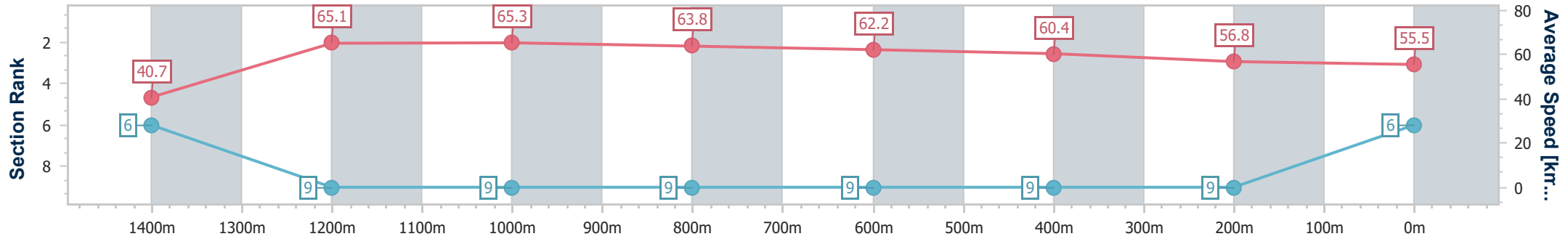
Ladbrokes Cannon Park QLD Professional
 Race 5: HIRE A HUBBY BAYVIEW RATINGS BAND 0 - 58
 Handicap - 1500m



01 August 2024 - 15:15

Track Rating: Soft 6, Weather: Overcast, Rail Position: +1.5m Entire

| Section | Overall | 1400m | 1200m | 1000m | 800m | 600m | 400m | 200m |
|------------------------|--------------------------|--------------------------|--------------------------|--------------------------|--------------------------|--------------------------|--------------------------|--------------------------|
| Section Times | 1:32.23 [6] (0:08.88) | 1:23.35 [6] (0:11.08) | 1:12.27 [9] (0:11.01) | 1:01.26 [9] (0:11.40) | 0:49.86 [9] (0:11.61) | 0:38.25 [9] (0:12.26) | 0:25.99 [9] (0:13.05) | 0:12.94 [9] (0:12.94) |
| Average Speed [km/h] | 40.7 | 65.1 | 65.3 | 63.8 | 62.2 | 60.4 | 56.8 | 55.5 |
| Top Speed [km/h] | 60.6 | 66.4 | 67.7 | 64.9 | 63.3 | 63.1 | 58.9 | 57.0 |
| Avg. Dist. to Rail [m] | 3.5 | 1.3 | 0.3 | 2.2 | 5.0 | 4.5 | 10.1 | 5.3 |
| Avg. Stride Freq. [Hz] | 2.3 | 2.4 | 2.4 | 2.4 | 2.4 | 2.4 | 2.3 | 2.3 |
| Avg. Stride Length [m] | 4.9 | 7.2 | 7.4 | 7.3 | 7.2 | 7.0 | 6.7 | 6.5 |



- [] Ranking at each section and finish
- .-.- No data available at this section
- NA No data available



| | |
|--------------------------------|-------------------|
| Horse/Jockey Name | Rivalon |
| Final Rank | 7 |
| Fastest Section Time (Section) | 0:08.80 (Overall) |
| Top Speed [km/h] (Section) | 68.7 (1400m) |
| Race State | Finished |



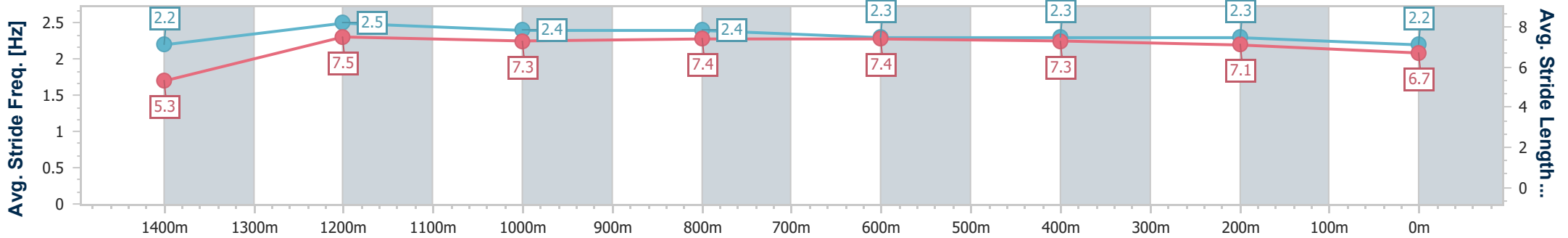
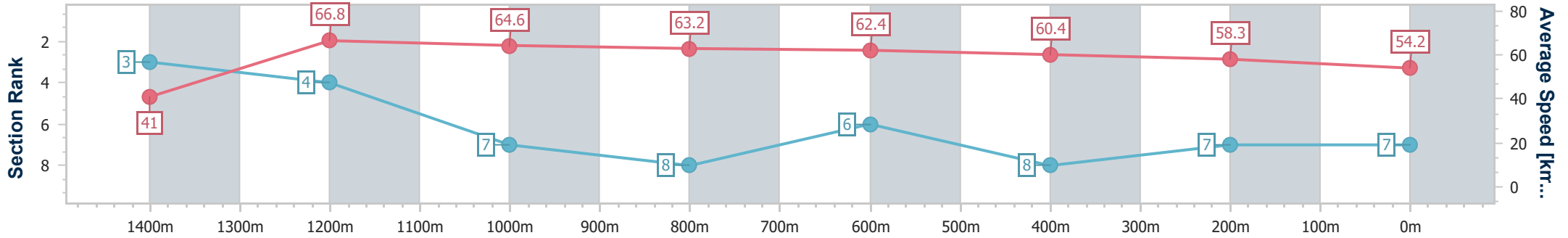
Ladbrokes Cannon Park QLD Professional
 Race 5: HIRE A HUBBY BAYVIEW RATINGS BAND 0 - 58
 Handicap - 1500m



01 August 2024 - 15:15

Track Rating: Soft 6, Weather: Overcast, Rail Position: +1.5m Entire

| Section | Overall | 1400m | 1200m | 1000m | 800m | 600m | 400m | 200m |
|------------------------|--------------------------|--------------------------|--------------------------|--------------------------|--------------------------|--------------------------|--------------------------|--------------------------|
| Section Times | 1:32.27 [7] (0:08.80) | 1:23.47 [3] (0:10.80) | 1:12.67 [4] (0:11.12) | 1:01.55 [7] (0:11.52) | 0:50.03 [8] (0:11.52) | 0:38.51 [6] (0:12.42) | 0:26.09 [8] (0:12.82) | 0:13.27 [7] (0:13.27) |
| Average Speed [km/h] | 41.0 | 66.8 | 64.6 | 63.2 | 62.4 | 60.4 | 58.3 | 54.2 |
| Top Speed [km/h] | 62.3 | 68.7 | 67.9 | 65.2 | 63.7 | 62.4 | 60.7 | 57.1 |
| Avg. Dist. to Rail [m] | 5.3 | 2.1 | 0.7 | 1.9 | 3.4 | 5.8 | 12.3 | 10.1 |
| Avg. Stride Freq. [Hz] | 2.2 | 2.5 | 2.4 | 2.4 | 2.3 | 2.3 | 2.3 | 2.2 |
| Avg. Stride Length [m] | 5.3 | 7.5 | 7.3 | 7.4 | 7.4 | 7.3 | 7.1 | 6.7 |



- [] Ranking at each section and finish
- .-.- No data available at this section
- NA No data available



| | |
|--------------------------------|-------------------|
| Horse/Jockey Name | Mishani Menace |
| Final Rank | 8 |
| Fastest Section Time (Section) | 0:08.82 (Overall) |
| Top Speed [km/h] (Section) | 70.2 (1400m) |
| Race State | Finished |

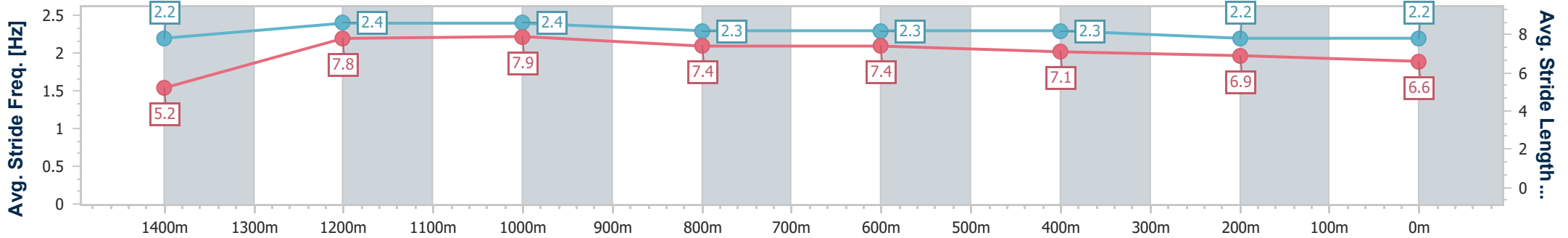
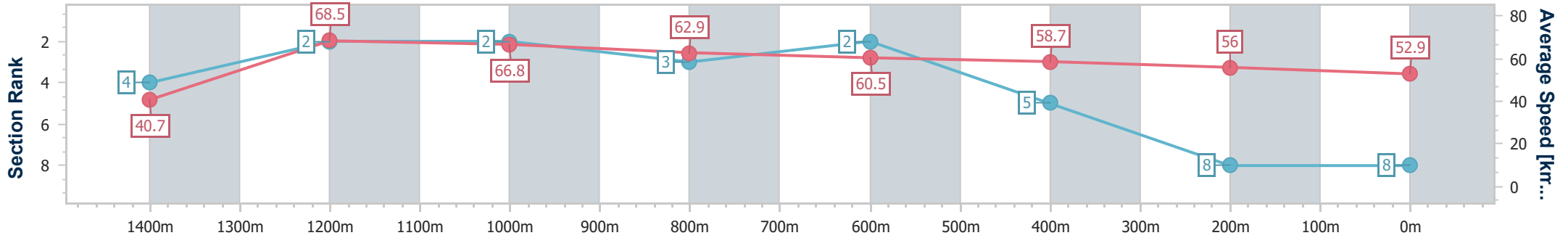


Ladbrokes Cannon Park QLD Professional
 Race 5: HIRE A HUBBY BAYVIEW RATINGS BAND 0 - 58
 Handicap - 1500m
 01 August 2024 - 15:15



Track Rating: Soft 6, Weather: Overcast, Rail Position: +1.5m Entire

| Section | Overall | 1400m | 1200m | 1000m | 800m | 600m | 400m | 200m |
|------------------------|--------------------------|--------------------------|--------------------------|--------------------------|--------------------------|--------------------------|--------------------------|--------------------------|
| Section Times | 1:32.70 [8] (0:08.82) | 1:23.88 [4] (0:10.48) | 1:13.40 [2] (0:10.75) | 1:02.65 [2] (0:11.45) | 0:51.20 [3] (0:11.90) | 0:39.30 [2] (0:12.53) | 0:26.77 [5] (0:13.13) | 0:13.64 [8] (0:13.64) |
| Average Speed [km/h] | 40.7 | 68.5 | 66.8 | 62.9 | 60.5 | 58.7 | 56.0 | 52.9 |
| Top Speed [km/h] | 66.4 | 70.2 | 68.5 | 64.6 | 61.4 | 61.1 | 57.9 | 55.1 |
| Avg. Dist. to Rail [m] | 7.3 | 3.0 | 0.8 | 0.9 | 2.1 | 2.8 | 8.7 | 10.3 |
| Avg. Stride Freq. [Hz] | 2.2 | 2.4 | 2.4 | 2.3 | 2.3 | 2.3 | 2.2 | 2.2 |
| Avg. Stride Length [m] | 5.2 | 7.8 | 7.9 | 7.4 | 7.4 | 7.1 | 6.9 | 6.6 |



- [] Ranking at each section and finish
- .-.- No data available at this section
- NA No data available



| | |
|--------------------------------|-------------------|
| Horse/Jockey Name | How Awesome |
| Final Rank | 9 |
| Fastest Section Time (Section) | 0:08.62 (Overall) |
| Top Speed [km/h] (Section) | 69.3 (1400m) |
| Race State | Finished |



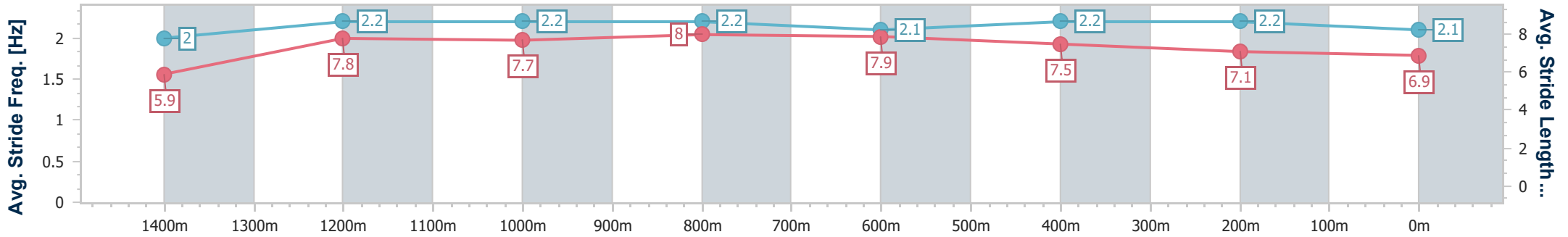
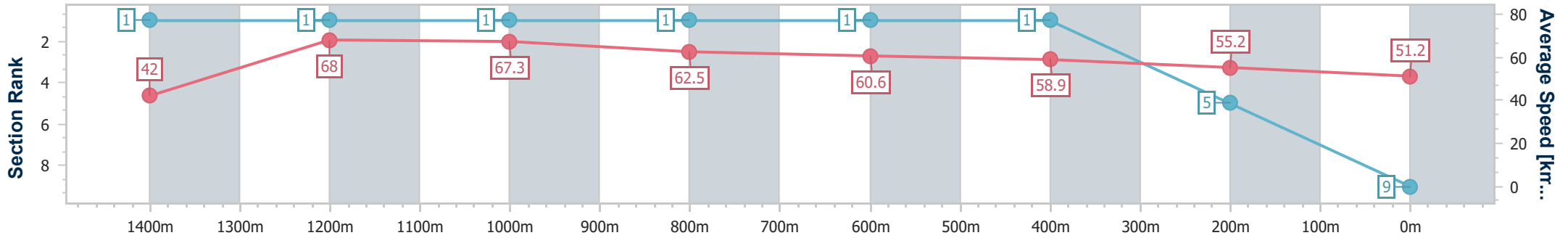
Ladbroke's Cannon Park QLD Professional
 Race 5: HIRE A HUBBY BAYVIEW RATINGS BAND 0 - 58
 Handicap - 1500m



01 August 2024 - 15:15

Track Rating: Soft 6, Weather: Overcast, Rail Position: +1.5m Entire

| Section | Overall | 1400m | 1200m | 1000m | 800m | 600m | 400m | 200m |
|------------------------|--------------------------|--------------------------|--------------------------|--------------------------|--------------------------|--------------------------|--------------------------|--------------------------|
| Section Times | 1:32.70 [9] (0:08.62) | 1:24.08 [1] (0:10.57) | 1:13.51 [1] (0:10.48) | 1:03.03 [1] (0:11.40) | 0:51.63 [1] (0:11.89) | 0:39.74 [1] (0:12.40) | 0:27.34 [1] (0:13.31) | 0:14.03 [5] (0:14.03) |
| Average Speed [km/h] | 42.0 | 68.0 | 67.3 | 62.5 | 60.6 | 58.9 | 55.2 | 51.2 |
| Top Speed [km/h] | 63.8 | 69.3 | 69.1 | 65.3 | 61.1 | 61.5 | 56.2 | 53.6 |
| Avg. Dist. to Rail [m] | 2.0 | 3.2 | 5.0 | 2.4 | 2.4 | 2.4 | 5.8 | 6.2 |
| Avg. Stride Freq. [Hz] | 2.0 | 2.2 | 2.2 | 2.2 | 2.1 | 2.2 | 2.2 | 2.1 |
| Avg. Stride Length [m] | 5.9 | 7.8 | 7.7 | 8.0 | 7.9 | 7.5 | 7.1 | 6.9 |



- [] Ranking at each section and finish
- .-.- No data available at this section
- NA No data available