



Ladbrokes Cannon Park QLD Professional

Race 7: CASHCOR ENGINEERING BENCHMARK 70 Handicap - 1250m

01 August 2024 - 16:29



Track Rating: Soft 6, Weather: Overcast, Rail Position: +1.5m Entire

Section		Overall	1000m	800m	600m	400m	200m	Last 600m					
Field Times		1:15.55 (0:16.66)	0:58.89 (0:11.56)	0:47.33 (0:11.32)	0:36.01 (0:11.87)	0:24.14 (0:12.07)	0:12.07 (0:12.07)	0:36.01					
Rank	TAB Horse/Jockey	Barrier	Top Speed [km/h]	Fastest Section								Margin	Distance Travelled [m]
1	4 CROWNING MOMENT Lacey Morrison	5	66.6 800m	0:11.25 800m	1:15.55 [1] (0:16.96)	0:58.59 [4] (0:11.53)	0:47.06 [6] (0:11.25)	0:35.81 [4] (0:11.91)	0:23.90 [3] (0:11.89)	0:12.01 [2] (0:12.01)	1:15.55	0:35.81	
2	1 CALL ME MO Justin Huxtable	11	66.2 1000m	0:11.33 800m	1:15.74 [2] (0:17.42)	0:58.32 [8] (0:11.44)	0:46.88 [8] (0:11.33)	0:35.55 [8] (0:11.77)	0:23.78 [8] (0:11.64)	0:12.14 [4] (0:12.14)	1.1L	0:35.55	-3
3	5 TYCOON BEAU Masayuki Abe	3	64.7 Overall	0:11.33 800m	1:16.06 [3] (0:16.97)	0:59.09 [5] (0:11.47)	0:47.62 [4] (0:11.33)	0:36.29 [5] (0:11.91)	0:24.38 [4] (0:12.04)	0:12.34 [5] (0:12.34)	2.96L	0:36.29	-4
4	6 ROUGH CUT JEWEL Nathan Day	7	67.5 Overall	0:11.32 800m	1:16.06 [4] (0:16.77)	0:59.29 [2] (0:11.45)	0:47.84 [1] (0:11.32)	0:36.52 [1] (0:11.87)	0:24.65 [1] (0:12.07)	0:12.58 [1] (0:12.58)	2.99L	0:36.52	+1
5	11 BONYTHON Corey Sutherland	10	64.0 1000m	0:11.42 1000m	1:16.22 [5] (0:16.87)	0:59.35 [3] (0:11.42)	0:47.93 [3] (0:11.44)	0:36.49 [3] (0:12.03)	0:24.46 [6] (0:12.05)	0:12.41 [6] (0:12.41)	3.94L	0:36.49	+1
6	7 COUNTER COMMAND Scott Sheargold	6	66.2 Overall	0:11.34 800m	1:16.31 [6] (0:16.66)	0:59.65 [1] (0:11.57)	0:48.08 [2] (0:11.34)	0:36.74 [2] (0:11.95)	0:24.79 [2] (0:12.07)	0:12.72 [3] (0:12.72)	4.46L	0:36.74	+3
7	10 LADY OF FORTUNE Tyler Leslight	8	66.8 Overall	0:11.39 1000m	1:16.65 [7] (0:17.07)	0:59.58 [6] (0:11.39)	0:48.19 [5] (0:11.40)	0:36.79 [6] (0:11.88)	0:24.91 [5] (0:12.18)	0:12.73 [7] (0:12.73)	6.44L	0:36.79	+8
8	8 MODERNISM Zac Sprie	2	65.1 800m	0:11.24 800m	1:17.35 [8] (0:17.88)	0:59.47 [9] (0:11.42)	0:48.05 [9] (0:11.24)	0:36.81 [9] (0:11.92)	0:24.89 [9] (0:12.23)	0:12.66 [9] (0:12.66)	10.58L	0:36.81	-5
9	9 BATTLE ROYALE Jackson Murphy	9	67.6 Overall	0:11.34 800m	1:17.99 [9] (0:17.13)	1:00.86 [7] (0:11.43)	0:49.43 [7] (0:11.34)	0:38.09 [7] (0:12.02)	0:26.07 [7] (0:12.57)	0:13.50 [8] (0:13.50)	14.33L	0:38.09	+3

Scratched: Ventura Ocean (#3), Stats (#2)

[] Ranking at each section and finish
 -:-:- No data available at this section
 NA No data available

SCN Saddle cloth number
 DNF Did not finish
 DNT Did not track



Horse/Jockey Name	Crowning Moment
Final Rank	1
Fastest Section Time (Section)	0:11.25 (800m)
Top Speed [km/h] (Section)	66.6 (800m)
Race State	Finished



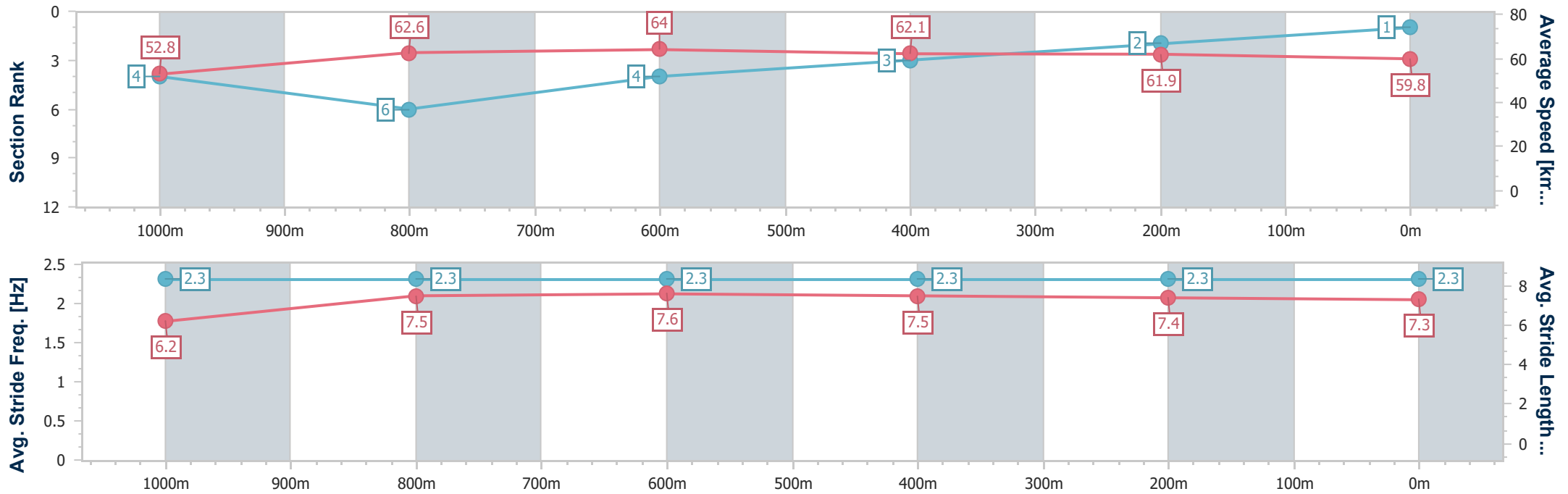
Ladbrokes Cannon Park QLD Professional
 Race 7: CASHCOR ENGINEERING BENCHMARK 70 Handicap - 1250m



01 August 2024 - 16:29

Track Rating: Soft 6, Weather: Overcast, Rail Position: +1.5m Entire

Section	Overall	1000m	800m	600m	400m	200m
Section Times	1:15.55 [1] (0:16.96)	0:58.59 [4] (0:11.53)	0:47.06 [6] (0:11.25)	0:35.81 [4] (0:11.91)	0:23.90 [3] (0:11.89)	0:12.01 [2] (0:12.01)
Average Speed [km/h]	52.8	62.6	64.0	62.1	61.9	59.8
Top Speed [km/h]	65.4	64.3	66.6	64.0	62.8	62.5
Avg. Dist. to Rail [m]	1.8	0.8	2.9	4.1	9.0	11.1
Avg. Stride Freq. [Hz]	2.3	2.3	2.3	2.3	2.3	2.3
Avg. Stride Length [m]	6.2	7.5	7.6	7.5	7.4	7.3



- [] Ranking at each section and finish
- .-.- No data available at this section
- NA No data available



Horse/Jockey Name	Call Me Mo
Final Rank	2
Fastest Section Time (Section)	0:11.33 (800m)
Top Speed [km/h] (Section)	66.2 (1000m)
Race State	Finished



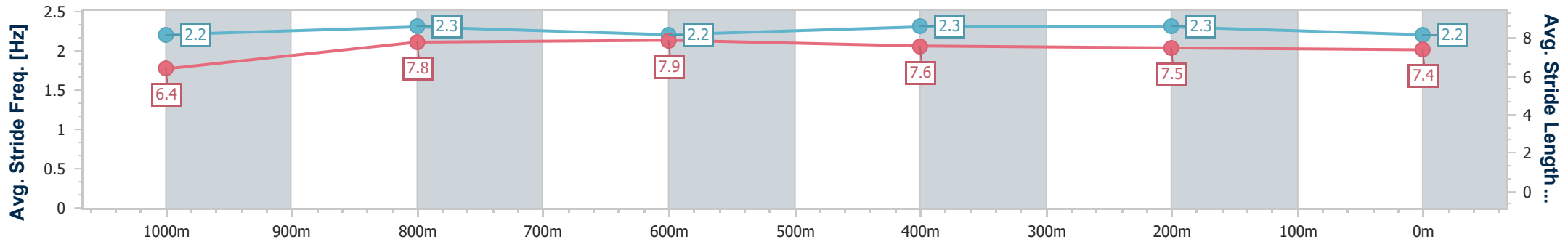
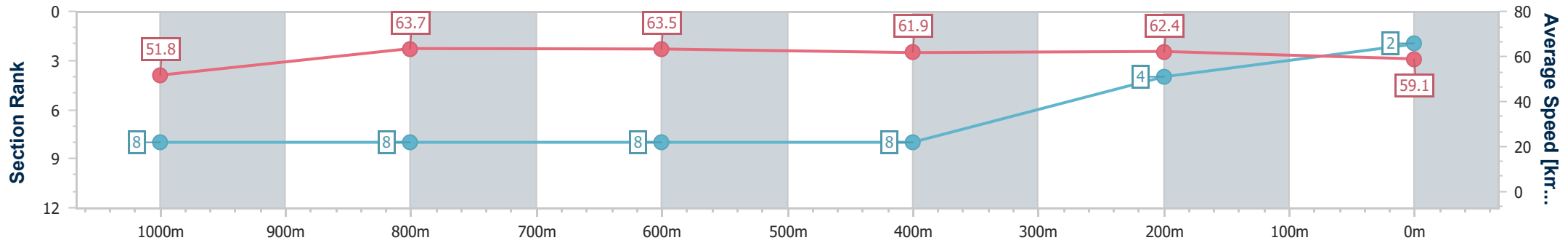
Ladbrokes Cannon Park QLD Professional
 Race 7: CASHCOR ENGINEERING BENCHMARK 70 Handicap - 1250m



01 August 2024 - 16:29

Track Rating: Soft 6, Weather: Overcast, Rail Position: +1.5m Entire

Section	Overall	1000m	800m	600m	400m	200m
Section Times	1:15.74 [2] (0:17.42)	0:58.32 [8] (0:11.44)	0:46.88 [8] (0:11.33)	0:35.55 [8] (0:11.77)	0:23.78 [8] (0:11.64)	0:12.14 [4] (0:12.14)
Average Speed [km/h]	51.8	63.7	63.5	61.9	62.4	59.1
Top Speed [km/h]	64.7	66.2	64.6	64.3	63.3	62.7
Avg. Dist. to Rail [m]	3.9	2.4	4.1	1.8	5.0	6.3
Avg. Stride Freq. [Hz]	2.2	2.3	2.2	2.3	2.3	2.2
Avg. Stride Length [m]	6.4	7.8	7.9	7.6	7.5	7.4



- [] Ranking at each section and finish
- .-.- No data available at this section
- NA No data available



Horse/Jockey Name	Tycoon Beau
Final Rank	3
Fastest Section Time (Section)	0:11.33 (800m)
Top Speed [km/h] (Section)	64.7 (Overall)
Race State	Finished



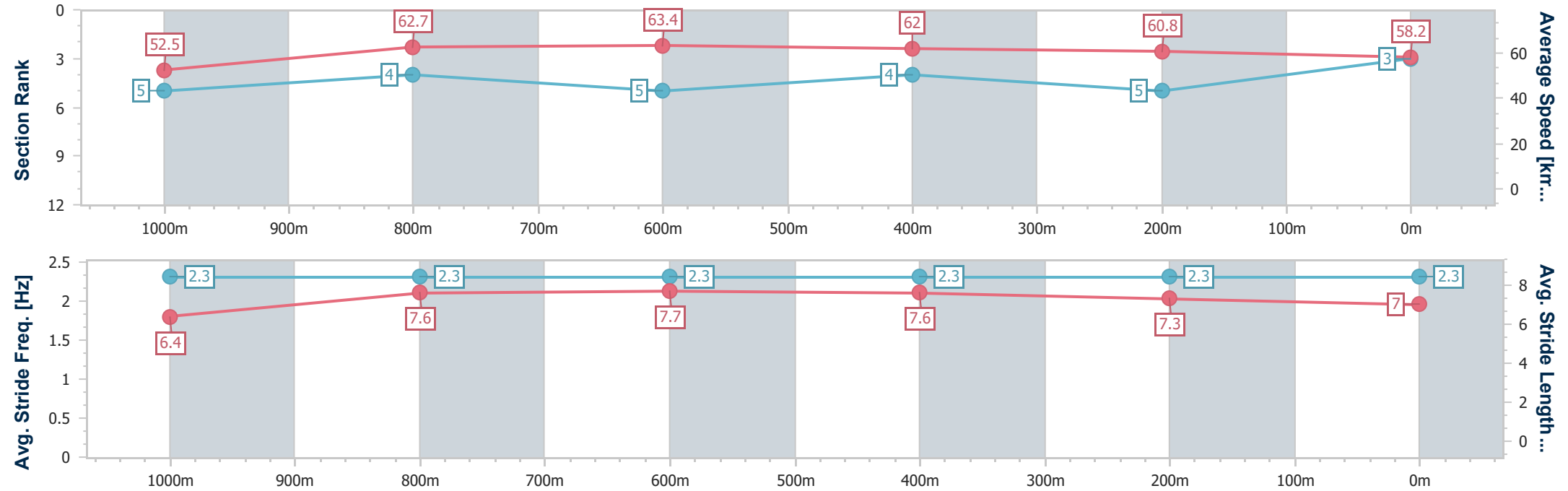
Ladbrokes Cannon Park QLD Professional
Race 7: CASHCOR ENGINEERING BENCHMARK 70 Handicap - 1250m

01 August 2024 - 16:29

Track Rating: Soft 6, Weather: Overcast, Rail Position: +1.5m Entire



Section	Overall	1000m	800m	600m	400m	200m
Section Times	1:16.06 [3] (0:16.97)	0:59.09 [5] (0:11.47)	0:47.62 [4] (0:11.33)	0:36.29 [5] (0:11.91)	0:24.38 [4] (0:12.04)	0:12.34 [5] (0:12.34)
Average Speed [km/h]	52.5	62.7	63.4	62.0	60.8	58.2
Top Speed [km/h]	64.7	63.7	64.3	62.9	61.8	61.0
Avg. Dist. to Rail [m]	2.9	1.4	3.4	4.0	7.2	7.8
Avg. Stride Freq. [Hz]	2.3	2.3	2.3	2.3	2.3	2.3
Avg. Stride Length [m]	6.4	7.6	7.7	7.6	7.3	7.0



- [] Ranking at each section and finish
- .-.- No data available at this section
- NA No data available



Horse/Jockey Name	Rough Cut Jewel
Final Rank	4
Fastest Section Time (Section)	0:11.32 (800m)
Top Speed [km/h] (Section)	67.5 (Overall)
Race State	Finished



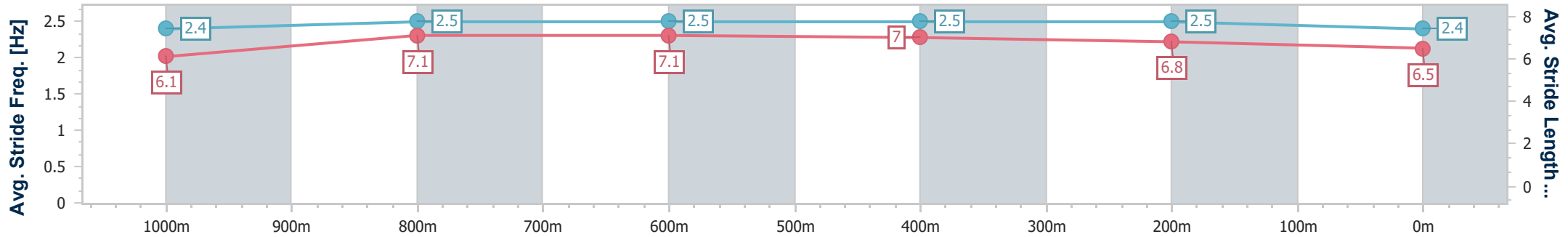
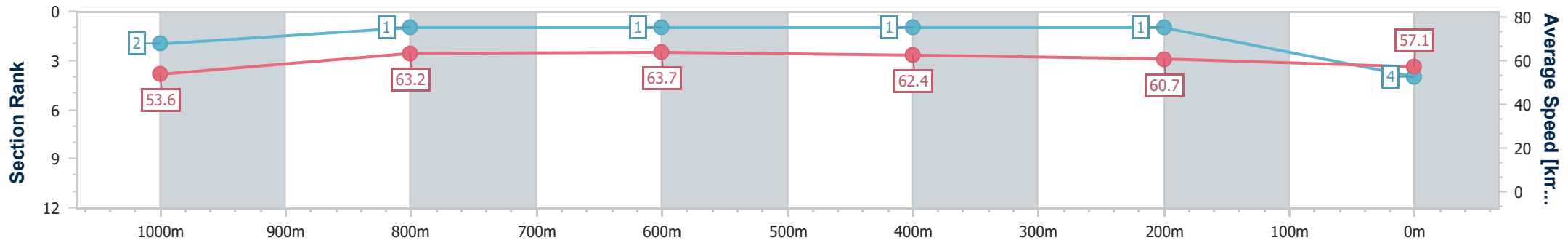
Ladbrokes Cannon Park QLD Professional
 Race 7: CASHCOR ENGINEERING BENCHMARK 70 Handicap - 1250m



01 August 2024 - 16:29

Track Rating: Soft 6, Weather: Overcast, Rail Position: +1.5m Entire

Section	Overall	1000m	800m	600m	400m	200m
Section Times	1:16.06 [4] (0:16.77)	0:59.29 [2] (0:11.45)	0:47.84 [1] (0:11.32)	0:36.52 [1] (0:11.87)	0:24.65 [1] (0:12.07)	0:12.58 [1] (0:12.58)
Average Speed [km/h]	53.6	63.2	63.7	62.4	60.7	57.1
Top Speed [km/h]	67.5	64.1	64.0	62.9	62.3	58.5
Avg. Dist. to Rail [m]	3.5	1.3	4.2	4.1	8.5	10.8
Avg. Stride Freq. [Hz]	2.4	2.5	2.5	2.5	2.5	2.4
Avg. Stride Length [m]	6.1	7.1	7.1	7.0	6.8	6.5



- [] Ranking at each section and finish
- .-.- No data available at this section
- NA No data available



Horse/Jockey Name	Bonython
Final Rank	5
Fastest Section Time (Section)	0:11.42 (1000m)
Top Speed [km/h] (Section)	64.0 (1000m)
Race State	Finished



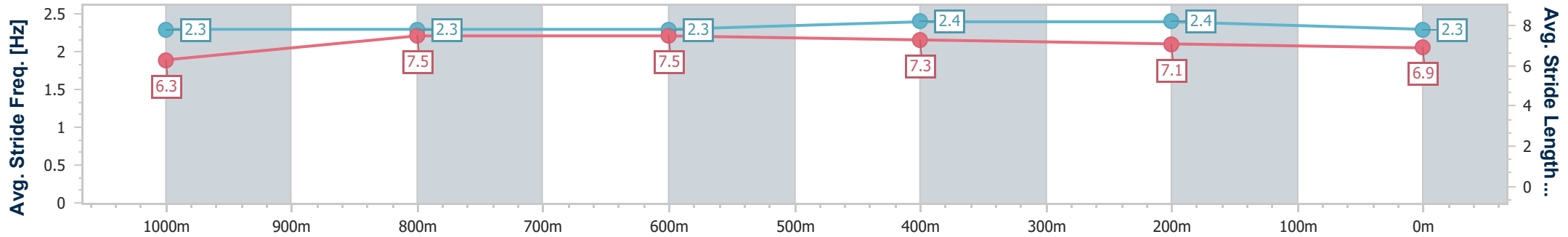
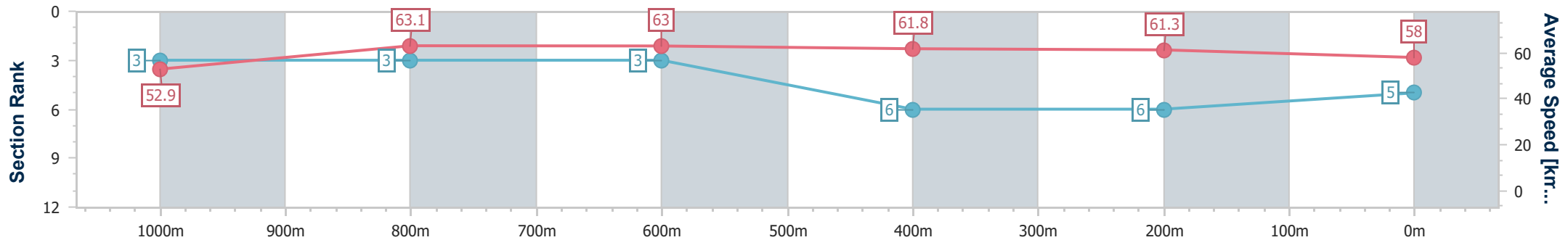
Ladbrokes Cannon Park QLD Professional
Race 7: CASHCOR ENGINEERING BENCHMARK 70 Handicap - 1250m

01 August 2024 - 16:29

Track Rating: Soft 6, Weather: Overcast, Rail Position: +1.5m Entire



Section	Overall	1000m	800m	600m	400m	200m
Section Times	1:16.22 [5] (0:16.87)	0:59.35 [3] (0:11.42)	0:47.93 [3] (0:11.44)	0:36.49 [3] (0:12.03)	0:24.46 [6] (0:12.05)	0:12.41 [6] (0:12.41)
Average Speed [km/h]	52.9	63.1	63.0	61.8	61.3	58.0
Top Speed [km/h]	62.3	64.0	63.7	63.7	62.1	60.6
Avg. Dist. to Rail [m]	3.1	1.6	4.8	5.5	9.9	11.4
Avg. Stride Freq. [Hz]	2.3	2.3	2.3	2.4	2.4	2.3
Avg. Stride Length [m]	6.3	7.5	7.5	7.3	7.1	6.9



- [] Ranking at each section and finish
- .-.- No data available at this section
- NA No data available



Horse/Jockey Name	Counter Command
Final Rank	6
Fastest Section Time (Section)	0:11.34 (800m)
Top Speed [km/h] (Section)	66.2 (Overall)
Race State	Finished



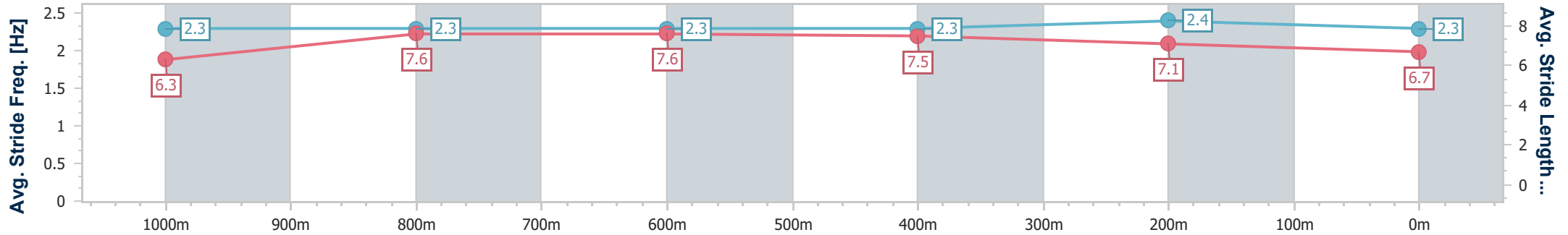
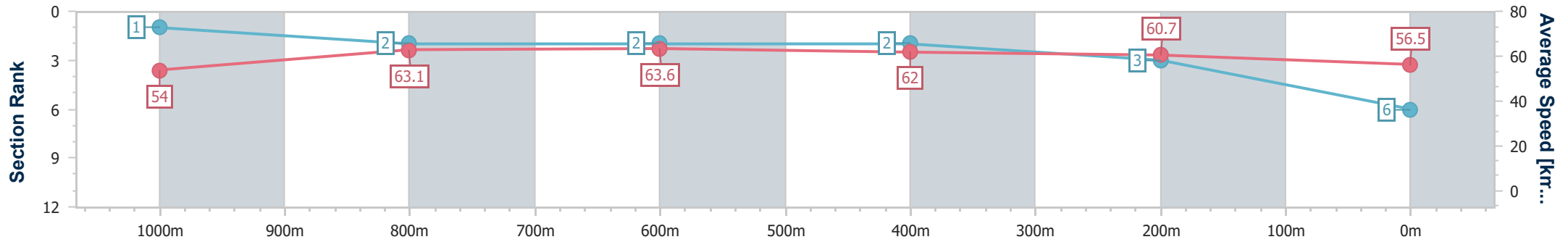
Ladbrokes Cannon Park QLD Professional
Race 7: CASHCOR ENGINEERING BENCHMARK 70 Handicap - 1250m

01 August 2024 - 16:29

Track Rating: Soft 6, Weather: Overcast, Rail Position: +1.5m Entire



Section	Overall	1000m	800m	600m	400m	200m
Section Times	1:16.31 [6] (0:16.66)	0:59.65 [1] (0:11.57)	0:48.08 [2] (0:11.34)	0:36.74 [2] (0:11.95)	0:24.79 [2] (0:12.07)	0:12.72 [3] (0:12.72)
Average Speed [km/h]	54.0	63.1	63.6	62.0	60.7	56.5
Top Speed [km/h]	66.2	65.1	63.9	63.0	61.6	59.0
Avg. Dist. to Rail [m]	1.1	2.9	4.5	4.8	6.1	7.0
Avg. Stride Freq. [Hz]	2.3	2.3	2.3	2.3	2.4	2.3
Avg. Stride Length [m]	6.3	7.6	7.6	7.5	7.1	6.7



- [] Ranking at each section and finish
- .-.-.- No data available at this section
- NA No data available



Horse/Jockey Name	Lady Of Fortune
Final Rank	7
Fastest Section Time (Section)	0:11.39 (1000m)
Top Speed [km/h] (Section)	66.8 (Overall)
Race State	Finished



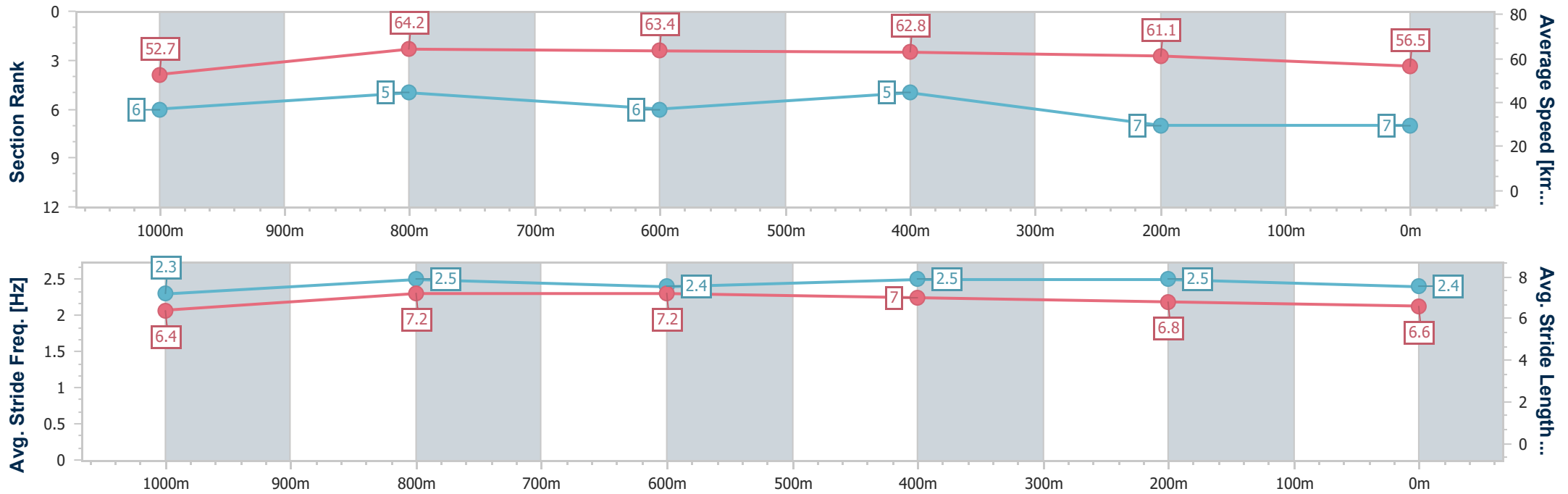
Ladbrokes Cannon Park QLD Professional
 Race 7: CASHCOR ENGINEERING BENCHMARK 70 Handicap - 1250m

01 August 2024 - 16:29

Track Rating: Soft 6, Weather: Overcast, Rail Position: +1.5m Entire



Section	Overall	1000m	800m	600m	400m	200m
Section Times	1:16.65 [7] (0:17.07)	0:59.58 [6] (0:11.39)	0:48.19 [5] (0:11.40)	0:36.79 [6] (0:11.88)	0:24.91 [5] (0:12.18)	0:12.73 [7] (0:12.73)
Average Speed [km/h]	52.7	64.2	63.4	62.8	61.1	56.5
Top Speed [km/h]	66.8	65.9	64.8	64.7	61.8	59.8
Avg. Dist. to Rail [m]	2.7	3.2	4.9	6.2	11.9	13.6
Avg. Stride Freq. [Hz]	2.3	2.5	2.4	2.5	2.5	2.4
Avg. Stride Length [m]	6.4	7.2	7.2	7.0	6.8	6.6



- [] Ranking at each section and finish
- .-.- No data available at this section
- NA No data available



Horse/Jockey Name	Modernism
Final Rank	8
Fastest Section Time (Section)	0:11.24 (800m)
Top Speed [km/h] (Section)	65.1 (800m)
Race State	Finished



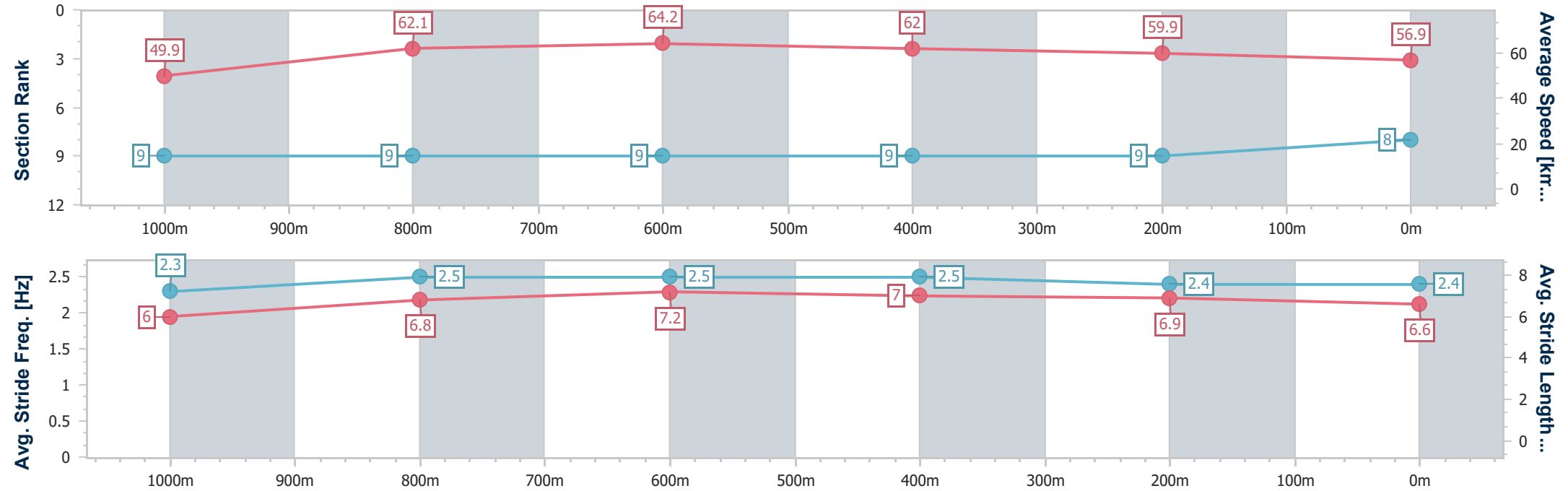
Ladbrokes Cannon Park QLD Professional
Race 7: CASHCOR ENGINEERING BENCHMARK 70 Handicap - 1250m

01 August 2024 - 16:29

Track Rating: Soft 6, Weather: Overcast, Rail Position: +1.5m Entire



Section	Overall	1000m	800m	600m	400m	200m
Section Times	1:17.35 [8] (0:17.88)	0:59.47 [9] (0:11.42)	0:48.05 [9] (0:11.24)	0:36.81 [9] (0:11.92)	0:24.89 [9] (0:12.23)	0:12.66 [9] (0:12.66)
Average Speed [km/h]	49.9	62.1	64.2	62.0	59.9	56.9
Top Speed [km/h]	61.6	63.9	65.1	63.5	61.4	58.9
Avg. Dist. to Rail [m]	4.0	2.3	4.3	4.4	7.6	7.6
Avg. Stride Freq. [Hz]	2.3	2.5	2.5	2.5	2.4	2.4
Avg. Stride Length [m]	6.0	6.8	7.2	7.0	6.9	6.6



- [] Ranking at each section and finish
- .-.- No data available at this section
- NA No data available



Horse/Jockey Name	Battle Royale
Final Rank	9
Fastest Section Time (Section)	0:11.34 (800m)
Top Speed [km/h] (Section)	67.6 (Overall)
Race State	Finished



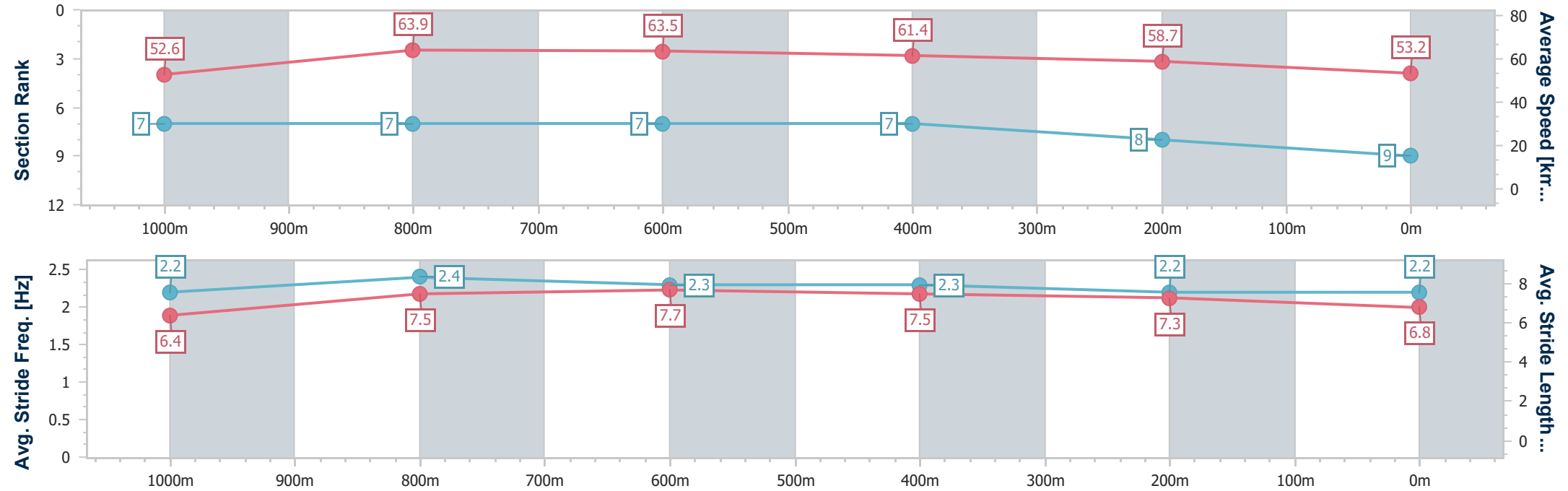
Ladbrokes Cannon Park QLD Professional
Race 7: CASHCOR ENGINEERING BENCHMARK 70 Handicap - 1250m

01 August 2024 - 16:29

Track Rating: Soft 6, Weather: Overcast, Rail Position: +1.5m Entire



Section	Overall	1000m	800m	600m	400m	200m
Section Times	1:17.99 [9] (0:17.13)	1:00.86 [7] (0:11.43)	0:49.43 [7] (0:11.34)	0:38.09 [7] (0:12.02)	0:26.07 [7] (0:12.57)	0:13.50 [8] (0:13.50)
Average Speed [km/h]	52.6	63.9	63.5	61.4	58.7	53.2
Top Speed [km/h]	67.6	64.6	64.7	63.2	60.0	56.5
Avg. Dist. to Rail [m]	3.0	2.5	5.4	4.5	8.1	7.0
Avg. Stride Freq. [Hz]	2.2	2.4	2.3	2.3	2.2	2.2
Avg. Stride Length [m]	6.4	7.5	7.7	7.5	7.3	6.8



- [] Ranking at each section and finish
- .-.- No data available at this section
- NA No data available