



Ipswich QLD Professional

Race 4: FOLLOWMONT TRANSPORT BENCHMARK 65 Handicap - 1350m

02 August 2024 - 14:22



Track Rating: Good 4, Weather: Fine, Rail Position: +3m Entire

Section												Last 600m	
Field Times												0:35.49	
	Overall	1200m	1000m	800m	600m	400m							
	1:20.97 (0:11.18)	1:09.79 (0:11.10)	0:58.69 (0:11.34)	0:47.35 (0:11.86)	0:35.49 (0:12.01)	0:23.48 (0:11.81)							
Rank	TAB	Horse/Jockey	Barrier	Top Speed [km/h]	Fastest Section							Distance Travelled [m]	
1	12	SHADOW POWER Nathan Fazackerley	6	65.6 200m	0:11.23 1200m	1:20.97 [1] (0:11.75)	1:09.22 [9] (0:11.23)	0:57.99 [9] (0:11.44)	0:46.55 [9] (0:11.85)	0:34.70 [8] (0:11.84)	0:22.86 [7] (0:11.61)	0:34.70	
2	3	COOL ENCOUNTER James Orman	1	65.0 1000m	0:11.30 Overall	1:21.03 [2] (0:11.30)	1:09.73 [4] (0:11.33)	0:58.40 [6] (0:11.37)	0:47.03 [4] (0:11.89)	0:35.14 [3] (0:11.92)	0:23.22 [5] (0:11.67)	0:35.14	-2
3	9	GOOD LIEUTENANT Angela Jones	2	65.7 1200m	0:11.10 1200m	1:21.18 [3] (0:11.18)	1:10.00 [1] (0:11.10)	0:58.90 [1] (0:11.34)	0:47.56 [1] (0:11.86)	0:35.70 [1] (0:12.01)	0:23.69 [1] (0:11.81)	0:35.70	-2
4	6	DRAGON PINS Justin Huxtable	3	65.2 Overall	0:11.35 1200m	1:21.45 [4] (0:11.43)	1:10.02 [7] (0:11.35)	0:58.67 [7] (0:11.50)	0:47.17 [7] (0:11.71)	0:35.46 [6] (0:11.93)	0:23.53 [6] (0:11.63)	0:35.46	-2
5	11	LA PITTRICE Ryan Wiggins	8	65.5 1200m	0:11.22 1200m	1:21.46 [5] (0:11.35)	1:10.11 [5] (0:11.22)	0:58.89 [5] (0:11.55)	0:47.34 [5] (0:11.83)	0:35.51 [5] (0:11.82)	0:23.69 [4] (0:11.73)	0:35.51	+4
6	1	BANDIT Corey Sutherland	7	66.4 1200m	0:11.30 1200m	1:21.52 [6] (0:11.58)	1:09.94 [8] (0:11.30)	0:58.64 [8] (0:11.49)	0:47.15 [8] (0:12.05)	0:35.10 [10] (0:11.98)	0:23.12 [10] (0:11.68)	0:35.10	+4
7	2	CRAZY BRAVE Cody Collis	12	66.2 1000m	0:11.15 1000m	1:21.56 [7] (0:11.93)	1:09.63 [11] (0:11.36)	0:58.27 [11] (0:11.15)	0:47.12 [10] (0:11.91)	0:35.21 [9] (0:11.79)	0:23.42 [8] (0:11.60)	0:35.21	+6
8	7	SLEIGH QUEEN Dan McGillivray	11	65.3 1000m	0:11.28 1000m	1:21.71 [8] (0:11.82)	1:09.89 [10] (0:11.34)	0:58.55 [10] (0:11.28)	0:47.27 [11] (0:12.14)	0:35.13 [11] (0:11.85)	0:23.28 [11] (0:11.62)	0:35.13	+6
9	8	AFFINITY FLYER Jag Guthmann-Chester	5	66.5 1200m	0:11.18 1200m	1:21.74 [9] (0:11.21)	1:10.53 [3] (0:11.18)	0:59.35 [3] (0:11.58)	0:47.77 [3] (0:11.93)	0:35.84 [4] (0:11.76)	0:24.08 [2] (0:11.84)	0:35.84	+10
10	4	LIGHTFAST Les Tilley	4	66.2 1200m	0:11.10 1200m	1:21.78 [10] (0:11.40)	1:10.38 [6] (0:11.10)	0:59.28 [4] (0:11.73)	0:47.55 [6] (0:11.94)	0:35.61 [7] (0:11.99)	0:23.62 [9] (0:11.70)	0:35.61	+5

Scratched: Vonzither (#5)

[] Ranking at each section and finish
 -:-:- No data available at this section
 NA No data available

SCN Saddle cloth number
 DNF Did not finish
 DNT Did not track



Ipswich QLD Professional
Race 4: FOLLOWMONT TRANSPORT BENCHMARK 65 Handicap - 1350m
 02 August 2024 - 14:22



Track Rating: Good 4, Weather: Fine, Rail Position: +3m Entire

Section	Overall	1200m	1000m	800m	600m	400m	Last 600m
Field Times	1:20.97 (0:11.18)	1:09.79 (0:11.10)	0:58.69 (0:11.34)	0:47.35 (0:11.86)	0:35.49 (0:12.01)	0:23.48 (0:11.81)	0:35.49

Rank	TAB	Horse/Jockey	Barrier	Top Speed [km/h]	Fastest Section	Overall	1200m	1000m	800m	600m	400m	Last 600m	Distance Travelled [m]
11	10	I AM MASON Nikita Beriman	10	65.9 1200m	0:11.08 1200m	1:22.08 [11] (0:11.21)	1:10.87 [2] (0:11.08)	0:59.79 [2] (0:11.41)	0:48.38 [2] (0:11.92)	0:36.46 [2] (0:12.05)	0:24.41 [3] (0:11.94)	0:36.46	+1

Scratched: Vonzither (#5)

[] Ranking at each section and finish
 -:-:- No data available at this section
 NA No data available

SCN Saddle cloth number
 DNF Did not finish
 DNT Did not track



Ipswich QLD Professional
Race 4: FOLLOWMONT TRANSPORT BENCHMARK 65 Handicap -
1350m
02 August 2024 - 14:22



Track Rating: Good 4, Weather: Fine, Rail Position: +3m Entire

Section				200m				Last 600m		
Field Times				0:11.67 (0:11.67)				0:35.49		
Rank	TAB	Horse/Jockey	Barrier	Top Speed [km/h]	Fastest Section	Margin			Distance Travelled [m]	
1	12	SHADOW POWER Nathan Fazackerley	6	65.6 200m	0:11.23 1200m	0:11.25 [7] (0:11.25)	1:20.97		0:34.70	
2	3	COOL ENCOUNTER James Orman	1	65.0 1000m	0:11.30 Overall	0:11.55 [2] (0:11.55)	0.36L		0:35.14	-2
3	9	GOOD LIEUTENANT Angela Jones	2	65.7 1200m	0:11.10 1200m	0:11.88 [1] (0:11.88)	1.24L		0:35.70	-2
4	6	DRAGON PINS Justin Huxtable	3	65.2 Overall	0:11.35 1200m	0:11.90 [5] (0:11.90)	2.84L		0:35.46	-2
5	11	LA PITTRICE Ryan Wiggins	8	65.5 1200m	0:11.22 1200m	0:11.96 [3] (0:11.96)	2.86L		0:35.51	+4
6	1	BANDIT Corey Sutherland	7	66.4 1200m	0:11.30 1200m	0:11.44 [11] (0:11.44)	3.22L		0:35.10	+4
7	2	CRAZY BRAVE Cody Collis	12	66.2 1000m	0:11.15 1000m	0:11.82 [8] (0:11.82)	3.45L		0:35.21	+6
8	7	SLEIGH QUEEN Dan McGillivray	11	65.3 1000m	0:11.28 1000m	0:11.66 [10] (0:11.66)	4.37L		0:35.13	+6
9	8	AFFINITY FLYER Jag Guthmann-Chester	5	66.5 1200m	0:11.18 1200m	0:12.24 [4] (0:12.24)	4.51L		0:35.84	+10
10	4	LIGHTFAST Les Tilley	4	66.2 1200m	0:11.10 1200m	0:11.92 [9] (0:11.92)	4.76L		0:35.61	+5

Scratched: Vonzither (#5)

[] Ranking at each section and finish
 -:-:- No data available at this section
 NA No data available

SCN Saddle cloth number
 DNF Did not finish
 DNT Did not track



Ipswich QLD Professional
Race 4: FOLLOWMONT TRANSPORT BENCHMARK 65 Handicap - 1350m
 02 August 2024 - 14:22



Track Rating: Good 4, Weather: Fine, Rail Position: +3m Entire

Section				200m				Last 600m		
Field Times				0:11.67 (0:11.67)				0:35.49		
Rank	TAB	Horse/Jockey	Barrier	Top Speed [km/h]	Fastest Section	Margin			Distance Travelled [m]	
11	10	I AM MASON	10	65.9	0:11.08	0:12.47 [6]	6.51L		0:36.46	+1
		Nikita Beriman		1200m	1200m	(0:12.47)				

Scratched: Vonzither (#5)

[] Ranking at each section and finish
 -:-:- No data available at this section
 NA No data available

SCN Saddle cloth number
 DNF Did not finish
 DNT Did not track



Horse/Jockey Name	Shadow Power
Final Rank	1
Fastest Section Time (Section)	0:11.23 (1200m)
Top Speed [km/h] (Section)	65.6 (200m)
Race State	Finished

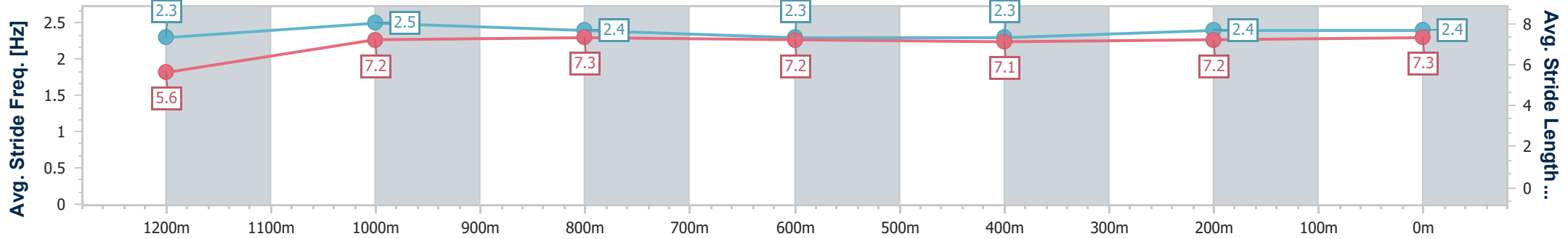
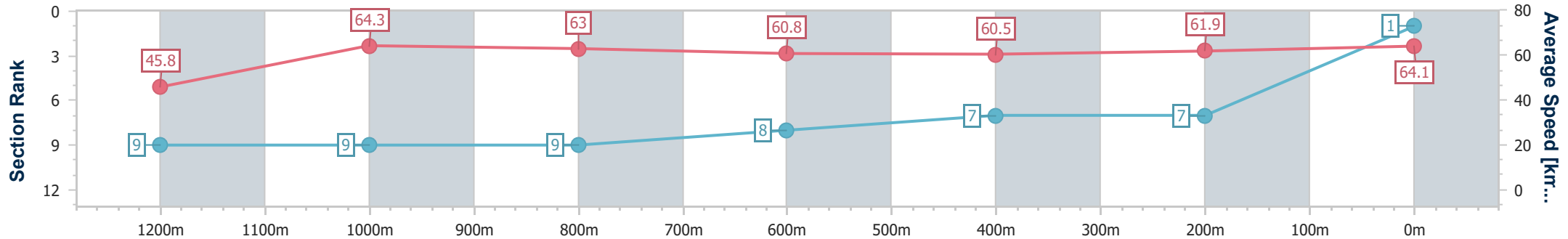


Ipswich QLD Professional
 Race 4: FOLLOWMONT TRANSPORT BENCHMARK 65
 Handicap - 1350m
 02 August 2024 - 14:22



Track Rating: Good 4, Weather: Fine, Rail Position: +3m Entire

Section	Overall	1200m	1000m	800m	600m	400m	200m
Section Times	1:20.97 [1] (0:11.75)	1:09.22 [9] (0:11.23)	0:57.99 [9] (0:11.44)	0:46.55 [9] (0:11.85)	0:34.70 [8] (0:11.84)	0:22.86 [7] (0:11.61)	0:11.25 [7] (0:11.25)
Average Speed [km/h]	45.8	64.3	63.0	60.8	60.5	61.9	64.1
Top Speed [km/h]	64.4	65.6	63.6	63.2	61.9	62.7	65.6
Avg. Dist. to Rail [m]	2.6	0.5	0.5	0.5	1.3	2.0	4.7
Avg. Stride Freq. [Hz]	2.3	2.5	2.4	2.3	2.3	2.4	2.4
Avg. Stride Length [m]	5.6	7.2	7.3	7.2	7.1	7.2	7.3



- [] Ranking at each section and finish
- .-.- No data available at this section
- NA No data available



Horse/Jockey Name	Cool Encounter
Final Rank	2
Fastest Section Time (Section)	0:11.30 (Overall)
Top Speed [km/h] (Section)	65.0 (1000m)
Race State	Finished



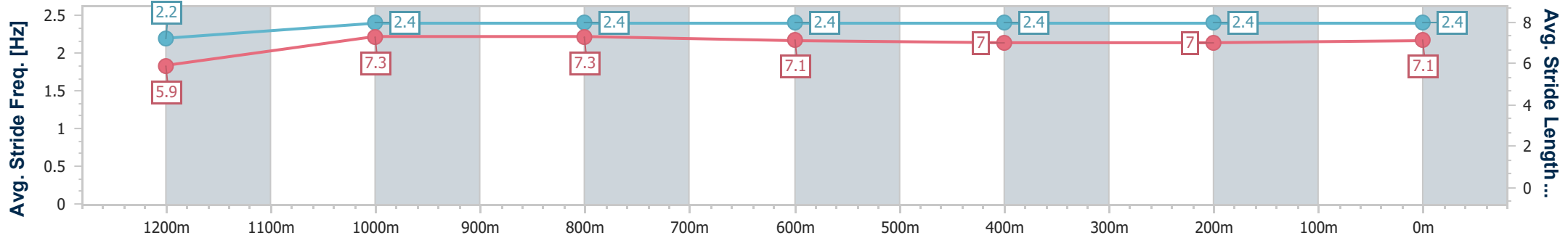
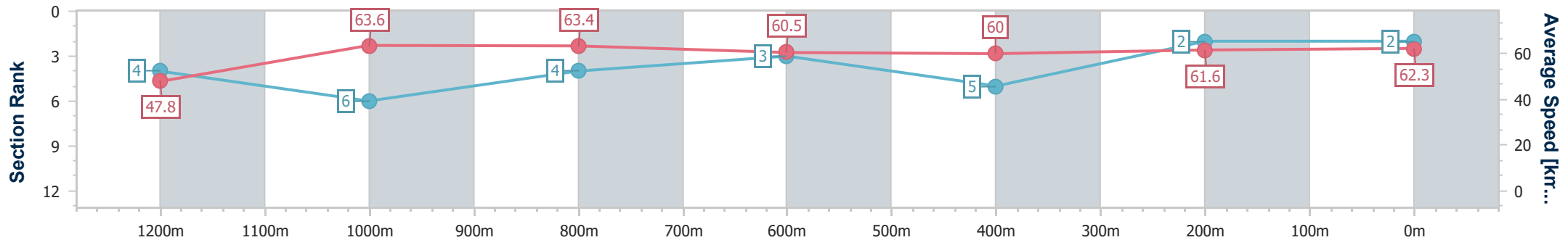
Ipswich QLD Professional
 Race 4: FOLLOWMONT TRANSPORT BENCHMARK 65
 Handicap - 1350m



02 August 2024 - 14:22

Track Rating: Good 4, Weather: Fine, Rail Position: +3m Entire

Section	Overall	1200m	1000m	800m	600m	400m	200m
Section Times	1:21.03 [2] (0:11.30)	1:09.73 [4] (0:11.33)	0:58.40 [6] (0:11.37)	0:47.03 [4] (0:11.89)	0:35.14 [3] (0:11.92)	0:23.22 [5] (0:11.67)	0:11.55 [2] (0:11.55)
Average Speed [km/h]	47.8	63.6	63.4	60.5	60.0	61.6	62.3
Top Speed [km/h]	63.3	64.9	65.0	61.7	61.4	62.7	63.3
Avg. Dist. to Rail [m]	1.7	0.6	0.2	0.6	0.9	0.8	0.2
Avg. Stride Freq. [Hz]	2.2	2.4	2.4	2.4	2.4	2.4	2.4
Avg. Stride Length [m]	5.9	7.3	7.3	7.1	7.0	7.0	7.1



- [] Ranking at each section and finish
- .-.- No data available at this section
- NA No data available



Horse/Jockey Name	Good Lieutenant
Final Rank	3
Fastest Section Time (Section)	0:11.10 (1200m)
Top Speed [km/h] (Section)	65.7 (1200m)
Race State	Finished



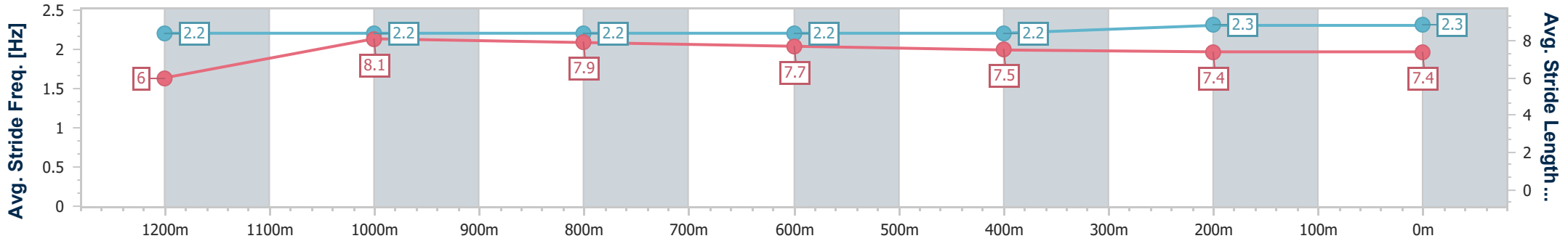
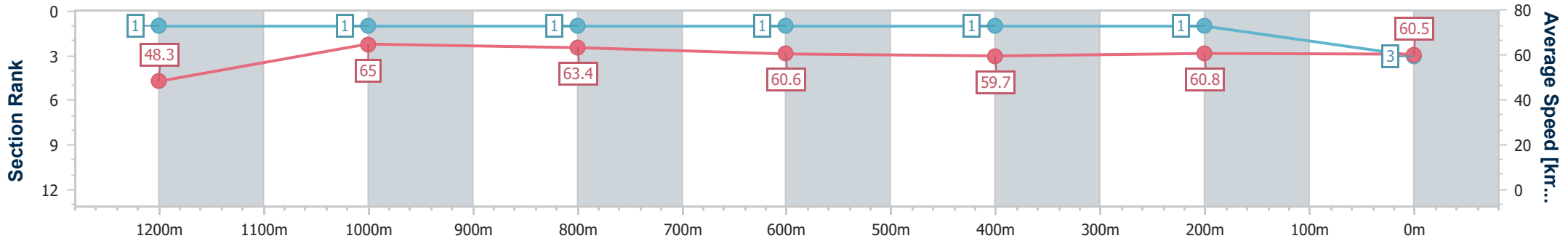
Ipswich QLD Professional
 Race 4: FOLLOWMONT TRANSPORT BENCHMARK 65
 Handicap - 1350m



02 August 2024 - 14:22

Track Rating: Good 4, Weather: Fine, Rail Position: +3m Entire

Section	Overall	1200m	1000m	800m	600m	400m	200m
Section Times	1:21.18 [3] (0:11.18)	1:10.00 [1] (0:11.10)	0:58.90 [1] (0:11.34)	0:47.56 [1] (0:11.86)	0:35.70 [1] (0:12.01)	0:23.69 [1] (0:11.81)	0:11.88 [1] (0:11.88)
Average Speed [km/h]	48.3	65.0	63.4	60.6	59.7	60.8	60.5
Top Speed [km/h]	65.3	65.7	64.7	62.4	61.5	62.0	62.0
Avg. Dist. to Rail [m]	0.5	0.7	0.4	0.7	0.9	0.6	0.9
Avg. Stride Freq. [Hz]	2.2	2.2	2.2	2.2	2.2	2.3	2.3
Avg. Stride Length [m]	6.0	8.1	7.9	7.7	7.5	7.4	7.4



- [] Ranking at each section and finish
- .-.- No data available at this section
- NA No data available



Horse/Jockey Name	Dragon Pins
Final Rank	4
Fastest Section Time (Section)	0:11.35 (1200m)
Top Speed [km/h] (Section)	65.2 (Overall)
Race State	Finished

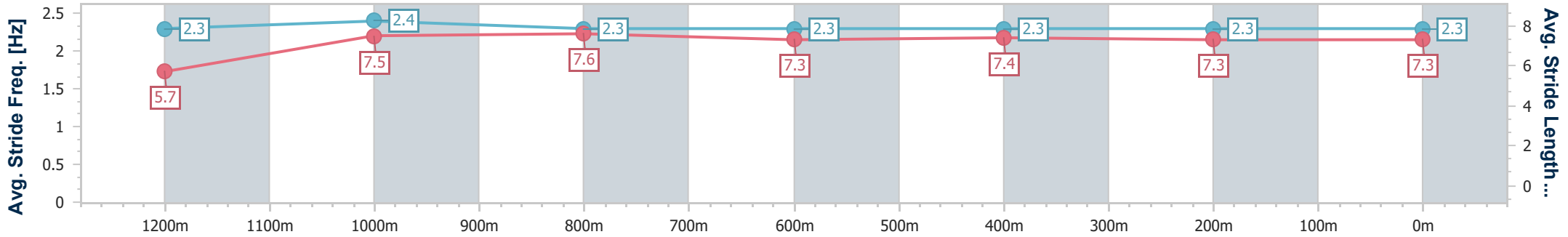
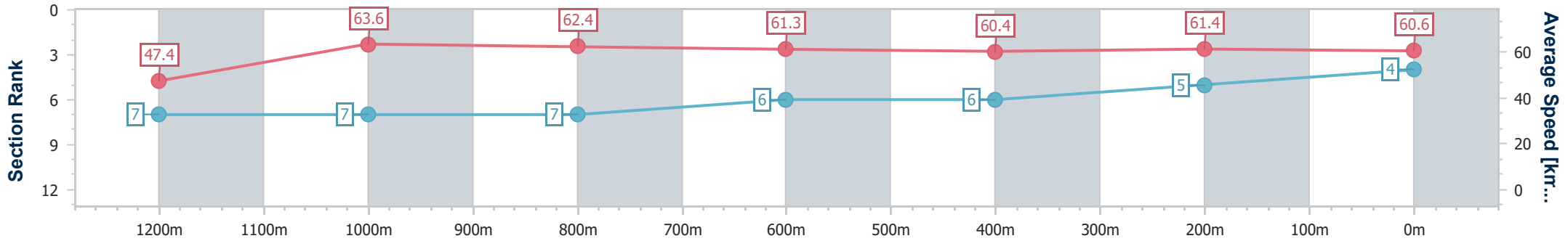


Ipswich QLD Professional
 Race 4: FOLLOWMONT TRANSPORT BENCHMARK 65
 Handicap - 1350m
 02 August 2024 - 14:22



Track Rating: Good 4, Weather: Fine, Rail Position: +3m Entire

Section	Overall	1200m	1000m	800m	600m	400m	200m
Section Times	1:21.45 [4] (0:11.43)	1:10.02 [7] (0:11.35)	0:58.67 [7] (0:11.50)	0:47.17 [7] (0:11.71)	0:35.46 [6] (0:11.93)	0:23.53 [6] (0:11.63)	0:11.90 [5] (0:11.90)
Average Speed [km/h]	47.4	63.6	62.4	61.3	60.4	61.4	60.6
Top Speed [km/h]	65.2	65.2	63.6	62.3	62.1	62.5	62.1
Avg. Dist. to Rail [m]	1.2	0.8	0.6	0.7	0.8	1.2	0.9
Avg. Stride Freq. [Hz]	2.3	2.4	2.3	2.3	2.3	2.3	2.3
Avg. Stride Length [m]	5.7	7.5	7.6	7.3	7.4	7.3	7.3



- [] Ranking at each section and finish
- .-.- No data available at this section
- NA No data available



Horse/Jockey Name	La Pittrice
Final Rank	5
Fastest Section Time (Section)	0:11.22 (1200m)
Top Speed [km/h] (Section)	65.5 (1200m)
Race State	Finished

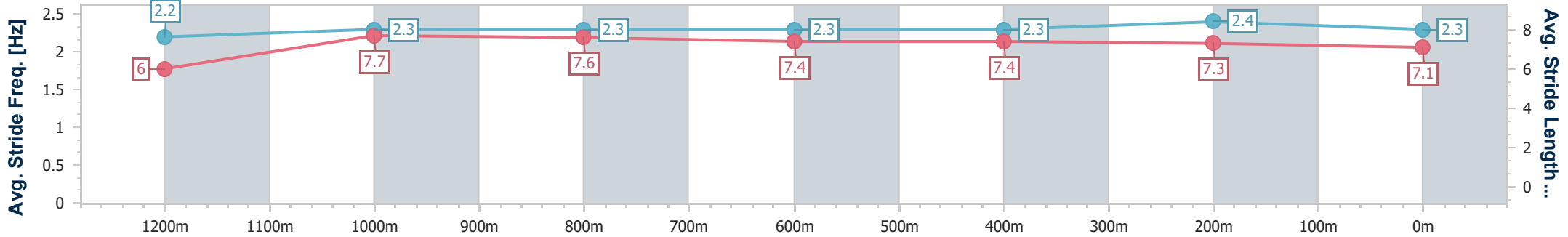
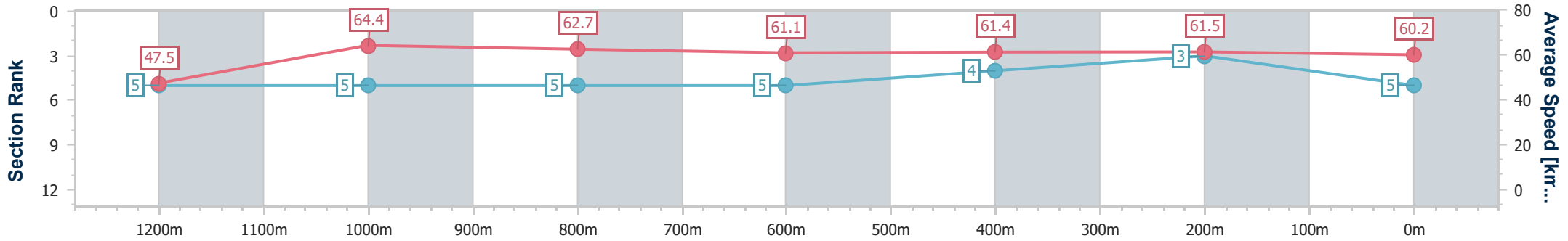


Ipswich QLD Professional
 Race 4: FOLLOWMONT TRANSPORT BENCHMARK 65
 Handicap - 1350m
 02 August 2024 - 14:22



Track Rating: Good 4, Weather: Fine, Rail Position: +3m Entire

Section	Overall	1200m	1000m	800m	600m	400m	200m
Section Times	1:21.46 [5] (0:11.35)	1:10.11 [5] (0:11.22)	0:58.89 [5] (0:11.55)	0:47.34 [5] (0:11.83)	0:35.51 [5] (0:11.82)	0:23.69 [4] (0:11.73)	0:11.96 [3] (0:11.96)
Average Speed [km/h]	47.5	64.4	62.7	61.1	61.4	61.5	60.2
Top Speed [km/h]	64.0	65.5	64.3	62.7	62.3	62.8	62.1
Avg. Dist. to Rail [m]	4.5	2.7	2.4	1.2	1.1	1.5	2.5
Avg. Stride Freq. [Hz]	2.2	2.3	2.3	2.3	2.3	2.4	2.3
Avg. Stride Length [m]	6.0	7.7	7.6	7.4	7.4	7.3	7.1



- [] Ranking at each section and finish
- .-.- No data available at this section
- NA No data available



Horse/Jockey Name	Bandit
Final Rank	6
Fastest Section Time (Section)	0:11.30 (1200m)
Top Speed [km/h] (Section)	66.4 (1200m)
Race State	Finished

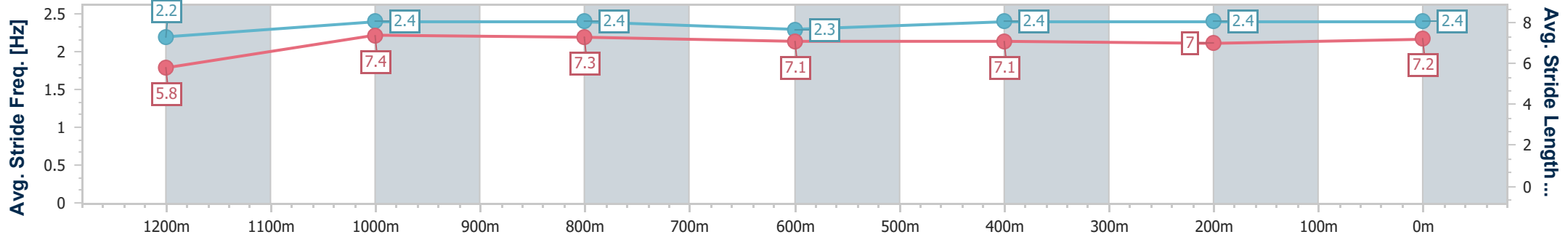
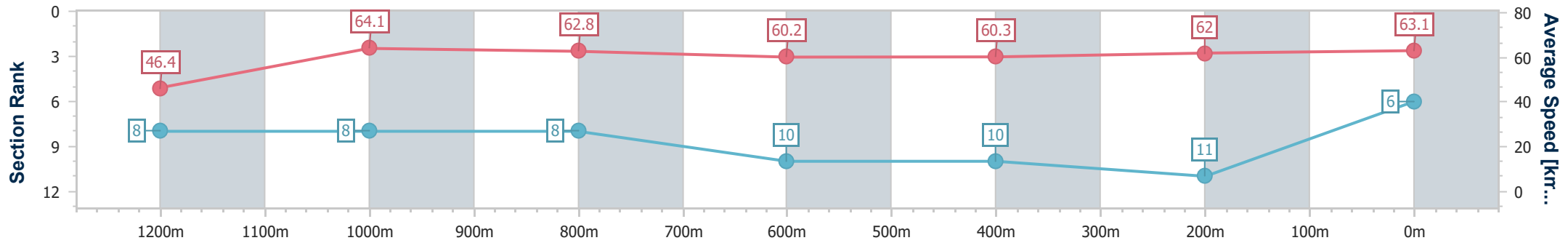


Ipswich QLD Professional
 Race 4: FOLLOWMONT TRANSPORT BENCHMARK 65
 Handicap - 1350m
 02 August 2024 - 14:22



Track Rating: Good 4, Weather: Fine, Rail Position: +3m Entire

Section	Overall	1200m	1000m	800m	600m	400m	200m
Section Times	1:21.52 [6] (0:11.58)	1:09.94 [8] (0:11.30)	0:58.64 [8] (0:11.49)	0:47.15 [8] (0:12.05)	0:35.10 [10] (0:11.98)	0:23.12 [10] (0:11.68)	0:11.44 [11] (0:11.44)
Average Speed [km/h]	46.4	64.1	62.8	60.2	60.3	62.0	63.1
Top Speed [km/h]	61.8	66.4	64.4	61.7	61.2	64.2	64.4
Avg. Dist. to Rail [m]	3.5	1.9	1.6	1.2	0.7	3.9	7.3
Avg. Stride Freq. [Hz]	2.2	2.4	2.4	2.3	2.4	2.4	2.4
Avg. Stride Length [m]	5.8	7.4	7.3	7.1	7.1	7.0	7.2



- [] Ranking at each section and finish
- .-.- No data available at this section
- NA No data available



Horse/Jockey Name	Crazy Brave
Final Rank	7
Fastest Section Time (Section)	0:11.15 (1000m)
Top Speed [km/h] (Section)	66.2 (1000m)
Race State	Finished

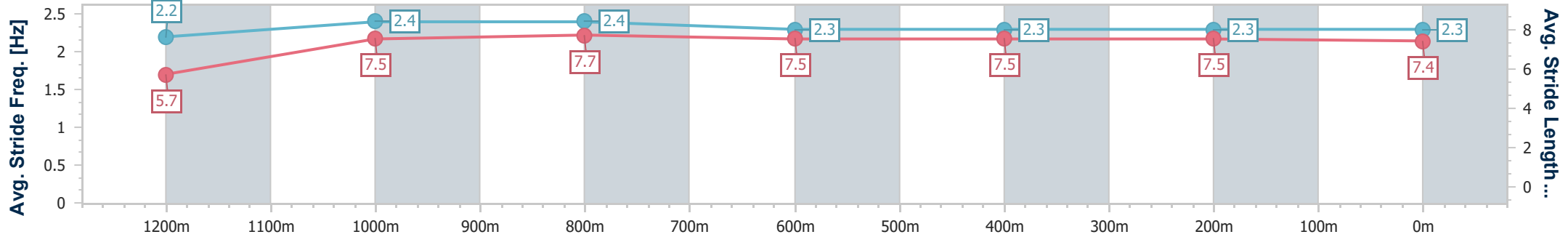
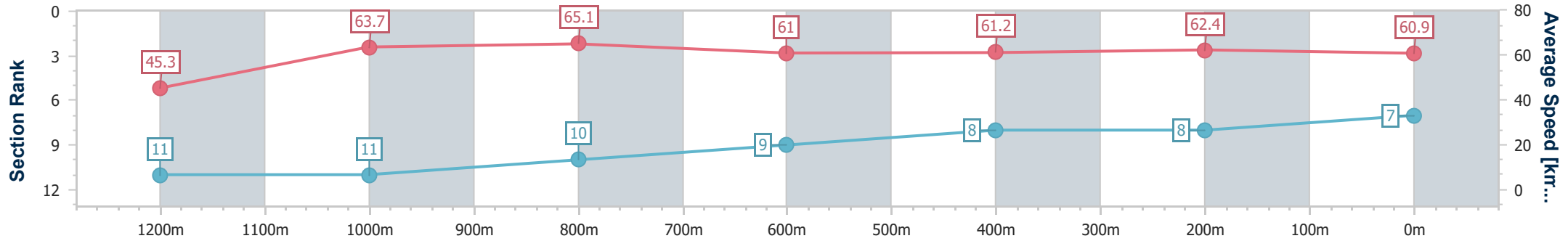


Ipswich QLD Professional
 Race 4: FOLLOWMONT TRANSPORT BENCHMARK 65
 Handicap - 1350m
 02 August 2024 - 14:22



Track Rating: Good 4, Weather: Fine, Rail Position: +3m Entire

Section	Overall	1200m	1000m	800m	600m	400m	200m
Section Times	1:21.56 [7] (0:11.93)	1:09.63 [11] (0:11.36)	0:58.27 [11] (0:11.15)	0:47.12 [10] (0:11.91)	0:35.21 [9] (0:11.79)	0:23.42 [8] (0:11.60)	0:11.82 [8] (0:11.82)
Average Speed [km/h]	45.3	63.7	65.1	61.0	61.2	62.4	60.9
Top Speed [km/h]	61.8	65.7	66.2	63.4	62.5	63.4	62.9
Avg. Dist. to Rail [m]	6.4	1.9	2.6	2.0	1.1	2.4	4.5
Avg. Stride Freq. [Hz]	2.2	2.4	2.4	2.3	2.3	2.3	2.3
Avg. Stride Length [m]	5.7	7.5	7.7	7.5	7.5	7.5	7.4



- [] Ranking at each section and finish
- .-.- No data available at this section
- NA No data available



Horse/Jockey Name	Sleigh Queen
Final Rank	8
Fastest Section Time (Section)	0:11.28 (1000m)
Top Speed [km/h] (Section)	65.3 (1000m)
Race State	Finished

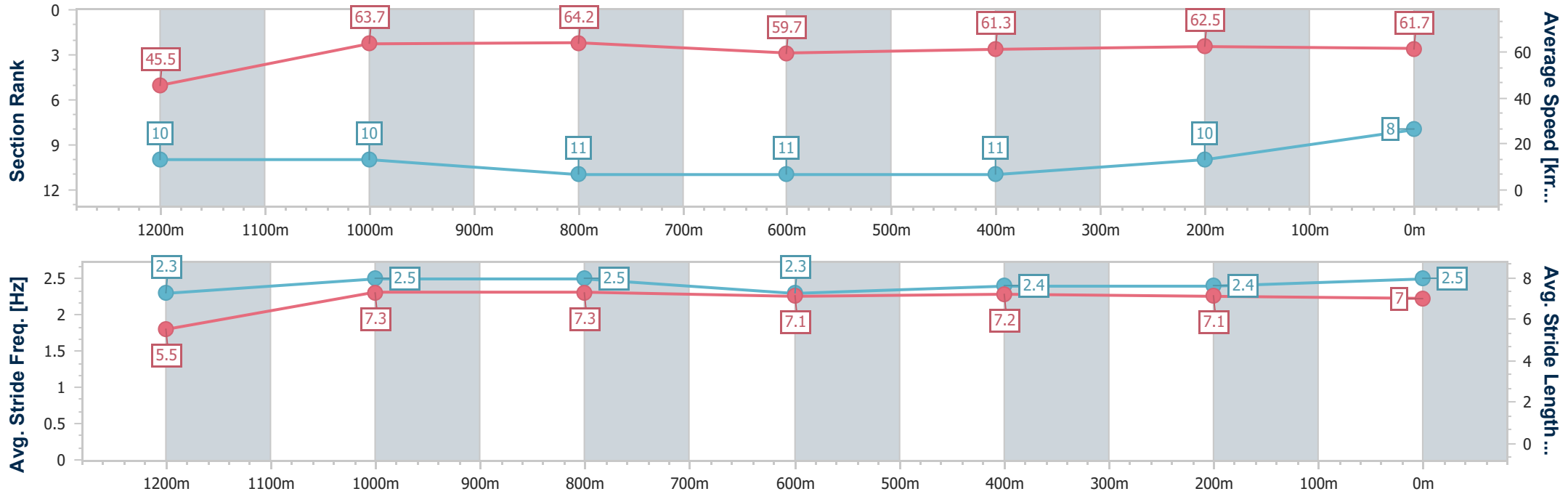


Ipswich QLD Professional
 Race 4: FOLLOWMONT TRANSPORT BENCHMARK 65
 Handicap - 1350m
 02 August 2024 - 14:22



Track Rating: Good 4, Weather: Fine, Rail Position: +3m Entire

Section	Overall	1200m	1000m	800m	600m	400m	200m
Section Times	1:21.71 [8] (0:11.82)	1:09.89 [10] (0:11.34)	0:58.55 [10] (0:11.28)	0:47.27 [11] (0:12.14)	0:35.13 [11] (0:11.85)	0:23.28 [11] (0:11.62)	0:11.66 [10] (0:11.66)
Average Speed [km/h]	45.5	63.7	64.2	59.7	61.3	62.5	61.7
Top Speed [km/h]	62.9	64.1	65.3	61.2	62.1	64.2	64.1
Avg. Dist. to Rail [m]	4.5	0.8	1.7	2.0	2.2	4.0	7.2
Avg. Stride Freq. [Hz]	2.3	2.5	2.5	2.3	2.4	2.4	2.5
Avg. Stride Length [m]	5.5	7.3	7.3	7.1	7.2	7.1	7.0



- [] Ranking at each section and finish
- .-.- No data available at this section
- NA No data available



Horse/Jockey Name	Affinity Flyer
Final Rank	9
Fastest Section Time (Section)	0:11.18 (1200m)
Top Speed [km/h] (Section)	66.5 (1200m)
Race State	Finished



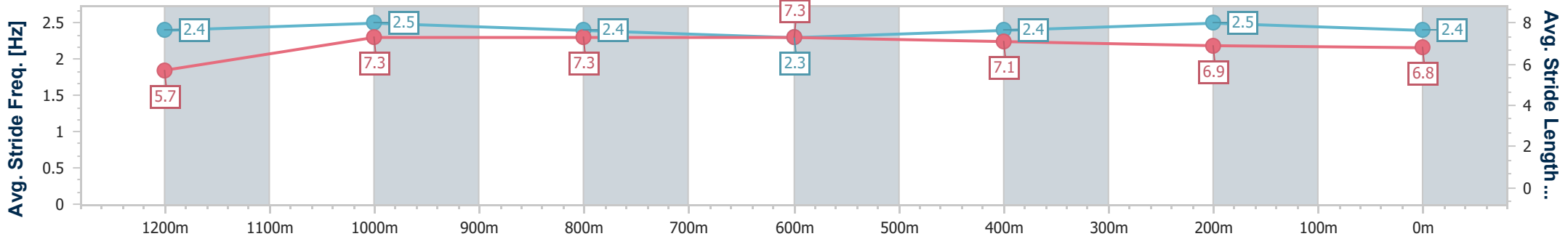
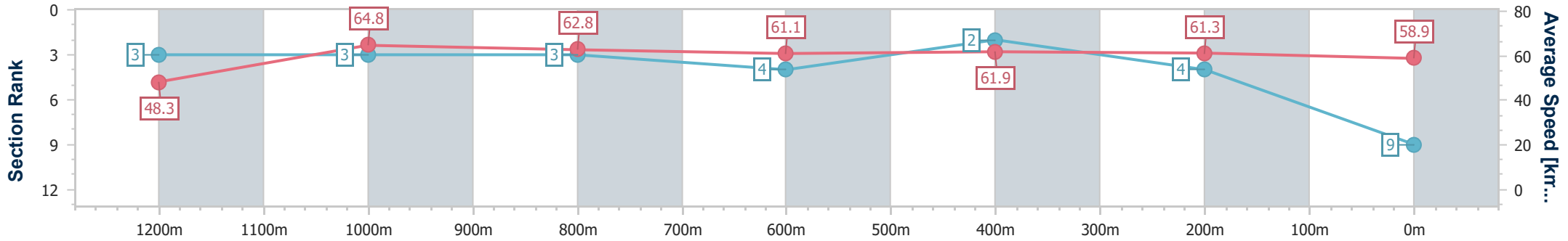
Ipswich QLD Professional
 Race 4: FOLLOWMONT TRANSPORT BENCHMARK 65
 Handicap - 1350m



02 August 2024 - 14:22

Track Rating: Good 4, Weather: Fine, Rail Position: +3m Entire

Section	Overall	1200m	1000m	800m	600m	400m	200m
Section Times	1:21.74 [9] (0:11.21)	1:10.53 [3] (0:11.18)	0:59.35 [3] (0:11.58)	0:47.77 [3] (0:11.93)	0:35.84 [4] (0:11.76)	0:24.08 [2] (0:11.84)	0:12.24 [4] (0:12.24)
Average Speed [km/h]	48.3	64.8	62.8	61.1	61.9	61.3	58.9
Top Speed [km/h]	64.2	66.5	64.6	62.8	62.6	62.9	60.9
Avg. Dist. to Rail [m]	3.6	3.9	4.6	3.2	2.6	2.6	2.1
Avg. Stride Freq. [Hz]	2.4	2.5	2.4	2.3	2.4	2.5	2.4
Avg. Stride Length [m]	5.7	7.3	7.3	7.3	7.1	6.9	6.8



- [] Ranking at each section and finish
- .-.- No data available at this section
- NA No data available



Horse/Jockey Name	Lightfast
Final Rank	10
Fastest Section Time (Section)	0:11.10 (1200m)
Top Speed [km/h] (Section)	66.2 (1200m)
Race State	Finished

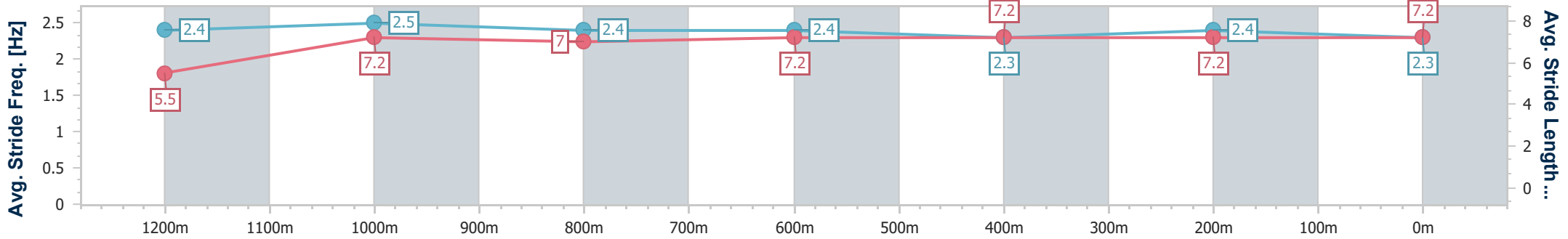
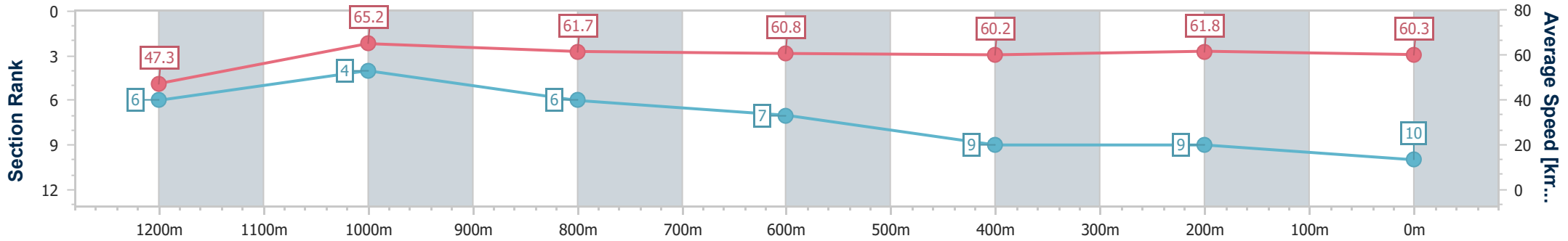


Ipswich QLD Professional
 Race 4: FOLLOWMONT TRANSPORT BENCHMARK 65
 Handicap - 1350m
 02 August 2024 - 14:22



Track Rating: Good 4, Weather: Fine, Rail Position: +3m Entire

Section	Overall	1200m	1000m	800m	600m	400m	200m
Section Times	1:21.78 [10] (0:11.40)	1:10.38 [6] (0:11.10)	0:59.28 [4] (0:11.73)	0:47.55 [6] (0:11.94)	0:35.61 [7] (0:11.99)	0:23.62 [9] (0:11.70)	0:11.92 [9] (0:11.92)
Average Speed [km/h]	47.3	65.2	61.7	60.8	60.2	61.8	60.3
Top Speed [km/h]	64.6	66.2	64.4	63.3	61.4	63.4	62.1
Avg. Dist. to Rail [m]	1.7	2.1	3.1	1.8	1.3	1.9	4.5
Avg. Stride Freq. [Hz]	2.4	2.5	2.4	2.4	2.3	2.4	2.3
Avg. Stride Length [m]	5.5	7.2	7.0	7.2	7.2	7.2	7.2



- [] Ranking at each section and finish
- .-.- No data available at this section
- NA No data available



Horse/Jockey Name	I Am Mason
Final Rank	11
Fastest Section Time (Section)	0:11.08 (1200m)
Top Speed [km/h] (Section)	65.9 (1200m)
Race State	Finished

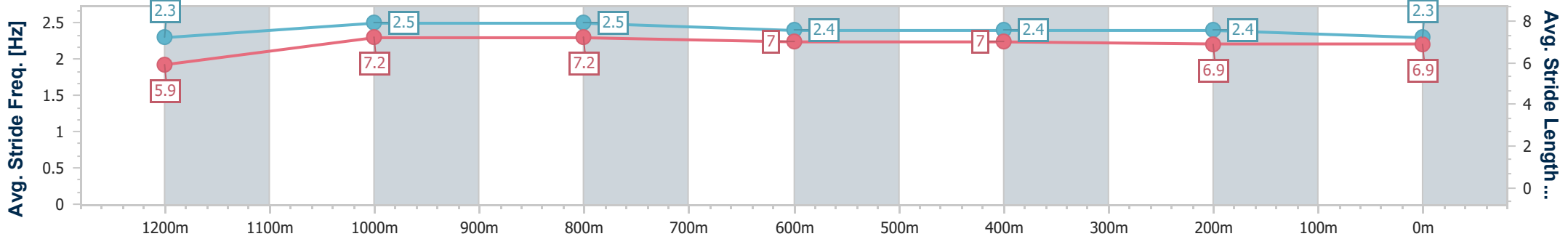
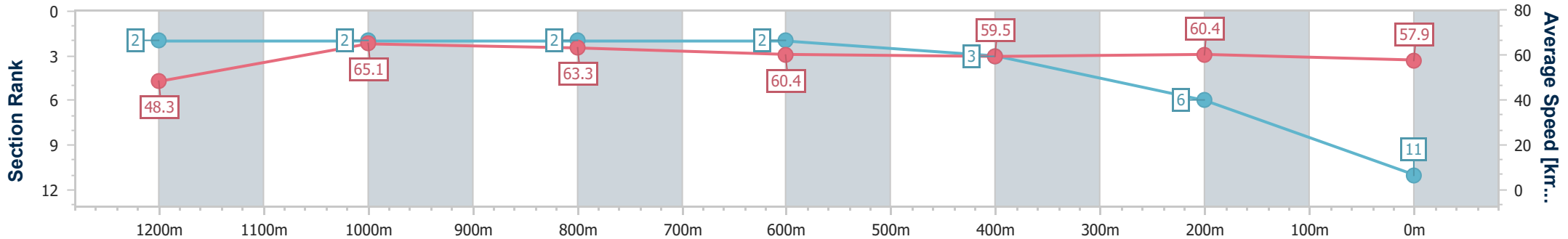


Ipswich QLD Professional
 Race 4: FOLLOWMONT TRANSPORT BENCHMARK 65
 Handicap - 1350m
 02 August 2024 - 14:22



Track Rating: Good 4, Weather: Fine, Rail Position: +3m Entire

Section	Overall	1200m	1000m	800m	600m	400m	200m
Section Times	1:22.08 [11] (0:11.21)	1:10.87 [2] (0:11.08)	0:59.79 [2] (0:11.41)	0:48.38 [2] (0:11.92)	0:36.46 [2] (0:12.05)	0:24.41 [3] (0:11.94)	0:12.47 [6] (0:12.47)
Average Speed [km/h]	48.3	65.1	63.3	60.4	59.5	60.4	57.9
Top Speed [km/h]	64.2	65.9	65.1	61.7	60.4	60.6	59.8
Avg. Dist. to Rail [m]	5.4	2.5	1.0	0.2	0.3	0.4	0.5
Avg. Stride Freq. [Hz]	2.3	2.5	2.5	2.4	2.4	2.4	2.3
Avg. Stride Length [m]	5.9	7.2	7.2	7.0	7.0	6.9	6.9



- [] Ranking at each section and finish
- .-.- No data available at this section
- NA No data available