

Track Rating: Good 4, Weather: Fine, Rail Position: +3m Entire

Section		Field Times											Last 600m	
		Overall	1000m	800m	600m	400m	200m						0:33.95	
		1:03.78 (0:08.36)	0:55.42 (0:10.70)	0:44.72 (0:10.77)	0:33.95 (0:11.09)	0:22.86 (0:11.26)	0:11.60 (0:11.60)							
Rank	TAB	Horse/Jockey	Barrier	Top Speed [km/h]	Fastest Section								Margin	Distance Travelled [m]
1	2	<b>MAJORELLE</b>	7	69.7	0:08.50	1:03.78 [1]	0:55.28 [2]	0:44.72 [1]	0:33.95 [1]	0:22.86 [1]	0:11.60 [1]	1:03.78	0:33.95	
		Cody Collis		1000m	Overall	(0:08.50)	(0:10.56)	(0:10.77)	(0:11.09)	(0:11.26)	(0:11.60)			
2	8	<b>TOKYO SINS</b>	3	67.6	0:08.36	1:03.95 [2]	0:55.59 [1]	0:44.70 [3]	0:33.88 [3]	0:22.79 [3]	0:11.62 [2]	0.99L	0:33.88	-3
		Karl Zechner		800m	Overall	(0:08.36)	(0:10.89)	(0:10.82)	(0:11.09)	(0:11.17)	(0:11.62)			
3	5	<b>JOHNNY DASH</b>	2	68.3	0:08.61	1:04.11 [3]	0:55.50 [5]	0:44.66 [4]	0:33.95 [4]	0:22.87 [4]	0:11.56 [4]	1.9L	0:33.95	-3
		Jag Guthmann-Chester		800m	Overall	(0:08.61)	(0:10.84)	(0:10.71)	(0:11.08)	(0:11.31)	(0:11.56)			
4	9	<b>ORIGINAL GLAZE</b>	10	68.5	0:08.93	1:04.39 [4]	0:55.46 [6]	0:44.56 [7]	0:33.93 [7]	0:22.77 [7]	0:11.48 [7]	3.59L	0:33.93	-1
		Georgina Cartwright		800m	Overall	(0:08.93)	(0:10.90)	(0:10.63)	(0:11.16)	(0:11.29)	(0:11.48)			
5	1	<b>HEROIC MISS</b>	1	69.3	0:08.51	1:04.46 [5]	0:55.95 [3]	0:45.28 [2]	0:34.60 [2]	0:23.52 [2]	0:12.10 [3]	3.99L	0:34.60	-5
		Tahlia Fenlon		1000m	Overall	(0:08.51)	(0:10.67)	(0:10.68)	(0:11.08)	(0:11.42)	(0:12.10)			
6	11	<b>LUCKY SHAM</b>	9	68.2	0:08.96	1:04.76 [6]	0:55.80 [7]	0:44.93 [6]	0:34.32 [6]	0:23.27 [6]	0:11.86 [6]	5.75L	0:34.32	-4
		Shania Willis		800m	Overall	(0:08.96)	(0:10.87)	(0:10.61)	(0:11.05)	(0:11.41)	(0:11.86)			
7	7	<b>UNCLE RUSS</b>	6	68.1	0:08.58	1:04.79 [7]	0:56.21 [4]	0:45.26 [5]	0:34.52 [5]	0:23.35 [5]	0:11.98 [5]	5.9L	0:34.52	-1
		Angela Jones		800m	Overall	(0:08.58)	(0:10.95)	(0:10.74)	(0:11.17)	(0:11.37)	(0:11.98)			

Scratched: Xerri (#10), Matilly (#3), Miss Middle Park (#4), Sammy (#6)



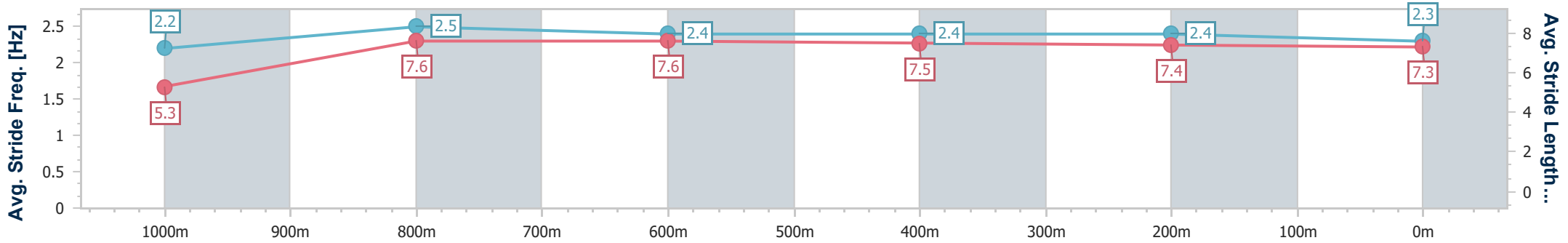
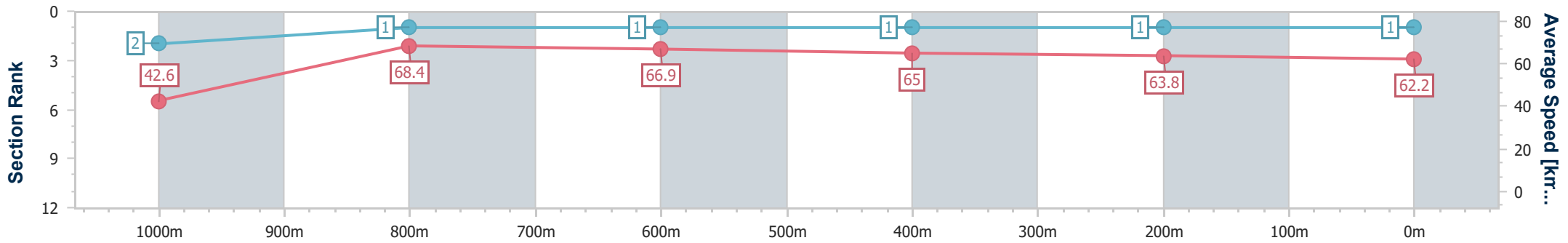
Horse/Jockey Name	Majorelle
Final Rank	1
Fastest Section Time (Section)	0:08.50 (Overall)
Top Speed [km/h] (Section)	69.7 (1000m)
Race State	Finished



Ipswich QLD Professional  
 Race 5: MARK TOBIN TRANSPORT Class 5 Handicap - 1100m  
 02 August 2024 - 14:56  
 Track Rating: Good 4, Weather: Fine, Rail Position: +3m Entire



Section	Overall	1000m	800m	600m	400m	200m
Section Times	1:03.78 [1] (0:08.50)	0:55.28 [2] (0:10.56)	0:44.72 [1] (0:10.77)	0:33.95 [1] (0:11.09)	0:22.86 [1] (0:11.26)	0:11.60 [1]
Average Speed [km/h]	42.6	68.4	66.9	65.0	63.8	62.2
Top Speed [km/h]	65.1	69.7	68.5	65.5	65.1	63.9
Avg. Dist. to Rail [m]	5.9	2.1	0.6	0.4	0.6	0.5
Avg. Stride Freq. [Hz]	2.2	2.5	2.4	2.4	2.4	2.3
Avg. Stride Length [m]	5.3	7.6	7.6	7.5	7.4	7.3



- [ ] Ranking at each section and finish
- .-.- No data available at this section
- NA No data available



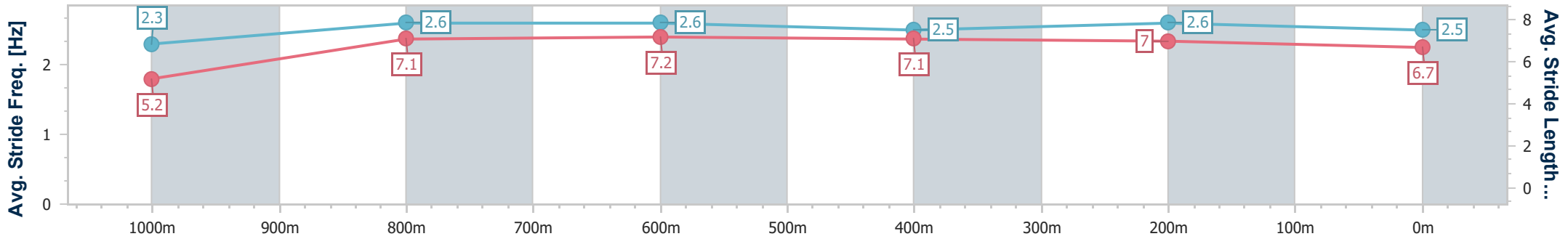
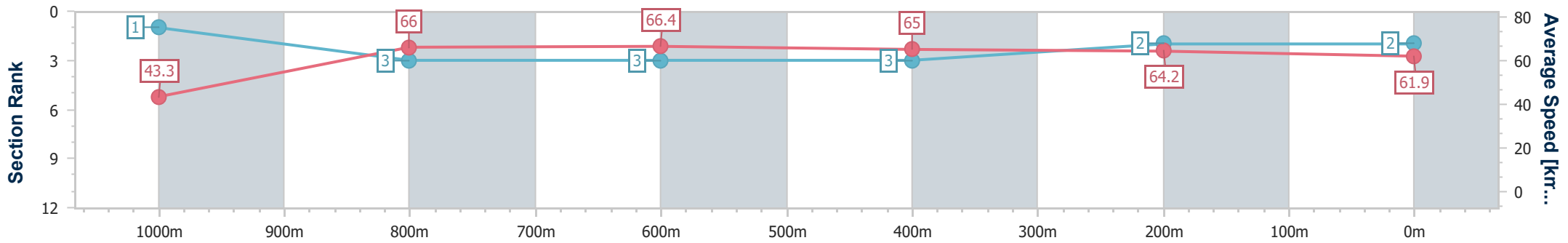
Horse/Jockey Name	Tokyo Sins
Final Rank	2
Fastest Section Time (Section)	0:08.36 (Overall)
Top Speed [km/h] (Section)	67.6 (800m)
Race State	Finished



Ipswich QLD Professional  
 Race 5: MARK TOBIN TRANSPORT Class 5 Handicap - 1100m  
 02 August 2024 - 14:56  
 Track Rating: Good 4, Weather: Fine, Rail Position: +3m Entire



Section	Overall	1000m	800m	600m	400m	200m
Section Times	1:03.95 [2] (0:08.36)	0:55.59 [1] (0:10.89)	0:44.70 [3] (0:10.82)	0:33.88 [3] (0:11.09)	0:22.79 [3] (0:11.17)	0:11.62 [2] (0:11.62)
Average Speed [km/h]	43.3	66.0	66.4	65.0	64.2	61.9
Top Speed [km/h]	64.4	67.3	67.6	66.3	64.9	64.0
Avg. Dist. to Rail [m]	2.7	0.2	0.3	0.5	0.8	1.4
Avg. Stride Freq. [Hz]	2.3	2.6	2.6	2.5	2.6	2.5
Avg. Stride Length [m]	5.2	7.1	7.2	7.1	7.0	6.7



- [ ] Ranking at each section and finish
- .-.- No data available at this section
- NA No data available



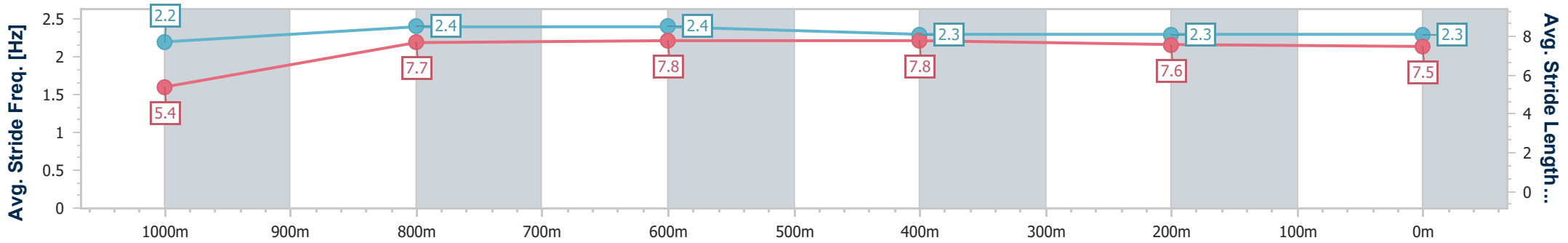
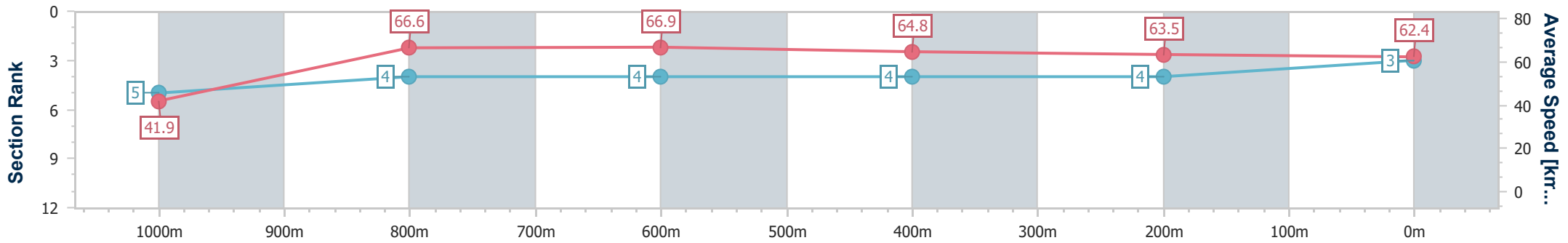
Horse/Jockey Name	Johnny Dash
Final Rank	3
Fastest Section Time (Section)	0:08.61 (Overall)
Top Speed [km/h] (Section)	68.3 (800m)
Race State	Finished



Ipswich QLD Professional  
 Race 5: MARK TOBIN TRANSPORT Class 5 Handicap - 1100m  
 02 August 2024 - 14:56  
 Track Rating: Good 4, Weather: Fine, Rail Position: +3m Entire



Section	Overall	1000m	800m	600m	400m	200m
Section Times	1:04.11 [3] (0:08.61)	0:55.50 [5] (0:10.84)	0:44.66 [4] (0:10.71)	0:33.95 [4] (0:11.08)	0:22.87 [4] (0:11.31)	0:11.56 [4]
Average Speed [km/h]	41.9	66.6	66.9	64.8	63.5	62.4
Top Speed [km/h]	64.1	67.9	68.3	66.2	64.5	64.2
Avg. Dist. to Rail [m]	2.5	0.3	0.5	0.6	0.6	0.5
Avg. Stride Freq. [Hz]	2.2	2.4	2.4	2.3	2.3	2.3
Avg. Stride Length [m]	5.4	7.7	7.8	7.8	7.6	7.5



- [ ] Ranking at each section and finish
- .-.- No data available at this section
- NA No data available



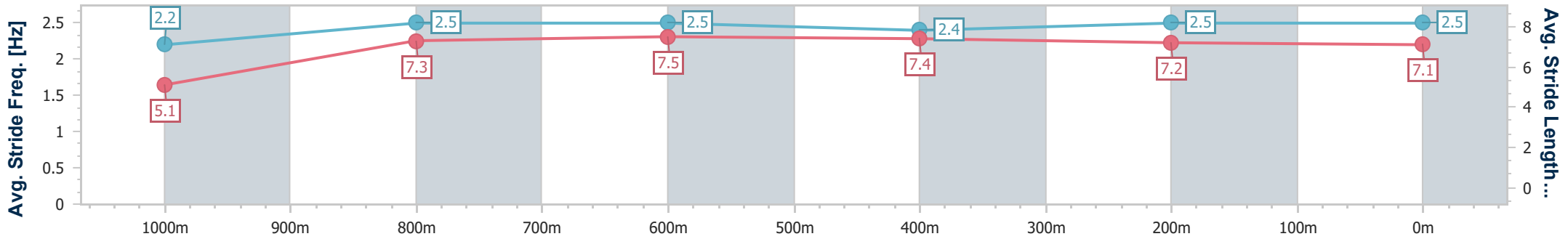
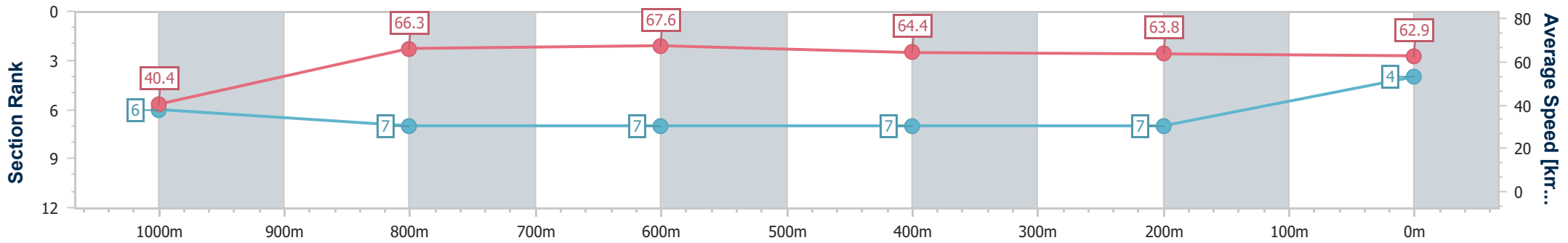
Horse/Jockey Name	Original Glaze
Final Rank	4
Fastest Section Time (Section)	0:08.93 (Overall)
Top Speed [km/h] (Section)	68.5 (800m)
Race State	Finished



Ipswich QLD Professional  
 Race 5: MARK TOBIN TRANSPORT Class 5 Handicap - 1100m  
 02 August 2024 - 14:56  
 Track Rating: Good 4, Weather: Fine, Rail Position: +3m Entire



Section	Overall	1000m	800m	600m	400m	200m
Section Times	1:04.39 [4] (0:08.93)	0:55.46 [6] (0:10.90)	0:44.56 [7] (0:10.63)	0:33.93 [7] (0:11.16)	0:22.77 [7] (0:11.29)	0:11.48 [7] (0:11.48)
Average Speed [km/h]	40.4	66.3	67.6	64.4	63.8	62.9
Top Speed [km/h]	63.3	67.9	68.5	66.4	64.2	64.0
Avg. Dist. to Rail [m]	8.5	1.8	0.4	0.5	1.2	2.2
Avg. Stride Freq. [Hz]	2.2	2.5	2.5	2.4	2.5	2.5
Avg. Stride Length [m]	5.1	7.3	7.5	7.4	7.2	7.1



- [ ] Ranking at each section and finish
- .-.- No data available at this section
- NA No data available



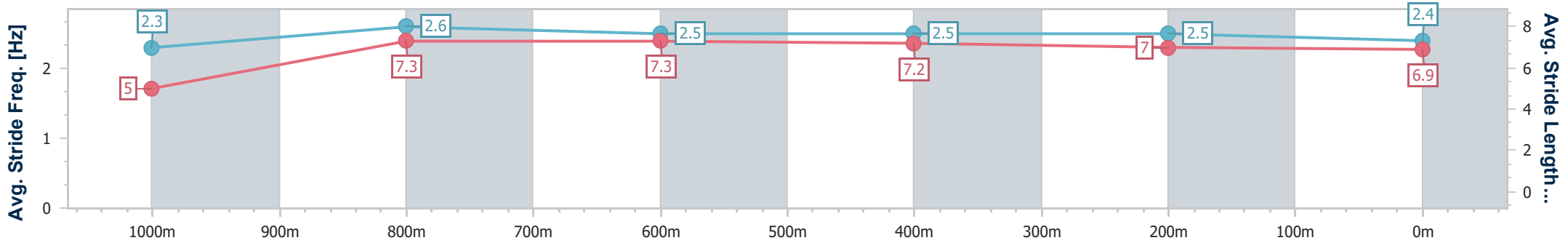
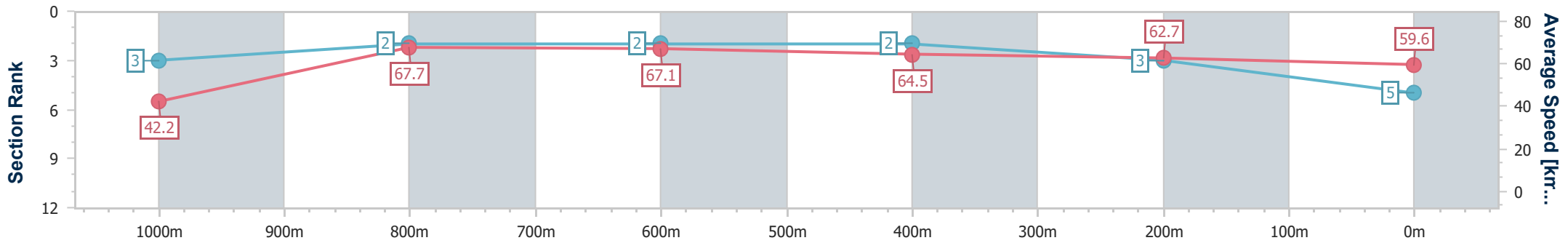
Horse/Jockey Name	Heroic Miss
Final Rank	5
Fastest Section Time (Section)	0:08.51 (Overall)
Top Speed [km/h] (Section)	69.3 (1000m)
Race State	Finished



Ipswich QLD Professional  
 Race 5: MARK TOBIN TRANSPORT Class 5 Handicap - 1100m  
 02 August 2024 - 14:56  
 Track Rating: Good 4, Weather: Fine, Rail Position: +3m Entire



Section	Overall	1000m	800m	600m	400m	200m
Section Times	1:04.46 [5] (0:08.51)	0:55.95 [3] (0:10.67)	0:45.28 [2] (0:10.68)	0:34.60 [2] (0:11.08)	0:23.52 [2] (0:11.42)	0:12.10 [3] (0:12.10)
Average Speed [km/h]	42.2	67.7	67.1	64.5	62.7	59.6
Top Speed [km/h]	64.2	69.3	68.9	65.7	63.9	62.1
Avg. Dist. to Rail [m]	1.4	0.6	0.9	1.4	0.8	1.1
Avg. Stride Freq. [Hz]	2.3	2.6	2.5	2.5	2.5	2.4
Avg. Stride Length [m]	5.0	7.3	7.3	7.2	7.0	6.9



- [ ] Ranking at each section and finish
- .-.- No data available at this section
- NA No data available



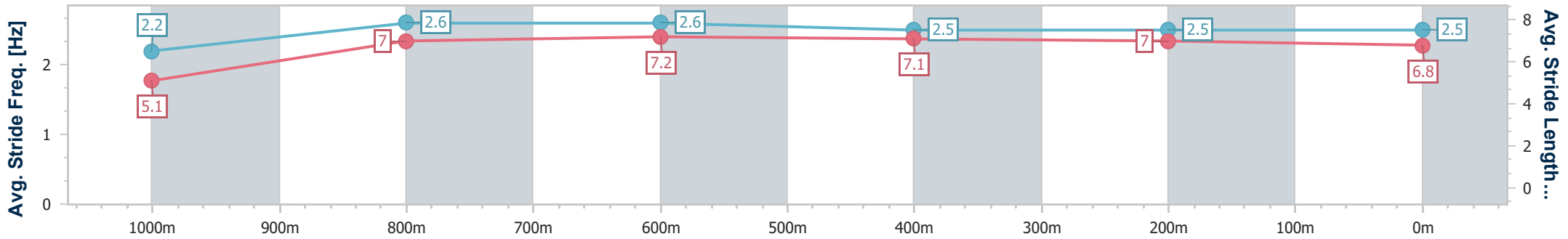
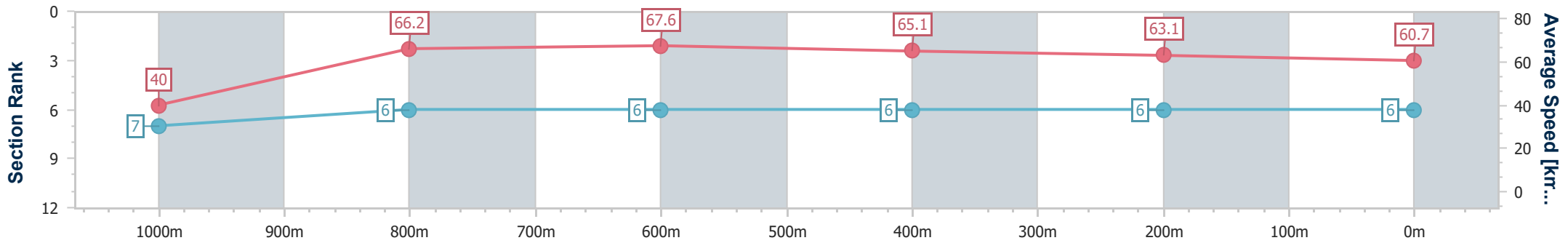
Horse/Jockey Name	Lucky Sham
Final Rank	6
Fastest Section Time (Section)	0:08.96 (Overall)
Top Speed [km/h] (Section)	68.2 (800m)
Race State	Finished



Ipswich QLD Professional  
 Race 5: MARK TOBIN TRANSPORT Class 5 Handicap - 1100m  
 02 August 2024 - 14:56  
 Track Rating: Good 4, Weather: Fine, Rail Position: +3m Entire



Section	Overall	1000m	800m	600m	400m	200m
Section Times	1:04.76 [6] (0:08.96)	0:55.80 [7] (0:10.87)	0:44.93 [6] (0:10.61)	0:34.32 [6] (0:11.05)	0:23.27 [6] (0:11.41)	0:11.86 [6] (0:11.86)
Average Speed [km/h]	40.0	66.2	67.6	65.1	63.1	60.7
Top Speed [km/h]	61.9	68.2	68.2	66.5	63.6	62.9
Avg. Dist. to Rail [m]	6.5	1.0	1.0	0.6	0.9	1.3
Avg. Stride Freq. [Hz]	2.2	2.6	2.6	2.5	2.5	2.5
Avg. Stride Length [m]	5.1	7.0	7.2	7.1	7.0	6.8



- [ ] Ranking at each section and finish
- .-.- No data available at this section
- NA No data available



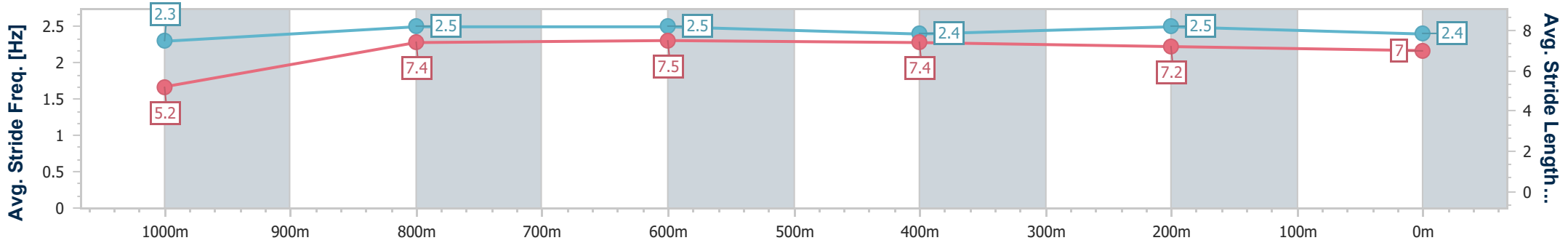
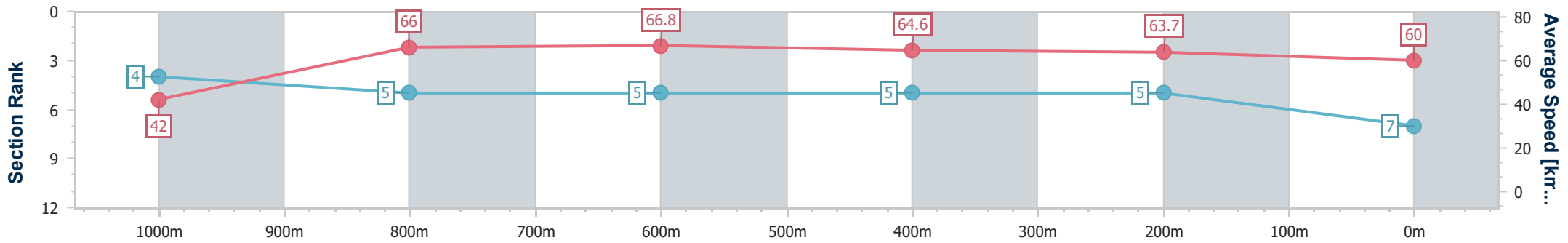
Horse/Jockey Name	Uncle Russ
Final Rank	7
Fastest Section Time (Section)	0:08.58 (Overall)
Top Speed [km/h] (Section)	68.1 (800m)
Race State	Finished



Ipswich QLD Professional  
 Race 5: MARK TOBIN TRANSPORT Class 5 Handicap - 1100m  
 02 August 2024 - 14:56  
 Track Rating: Good 4, Weather: Fine, Rail Position: +3m Entire



Section	Overall	1000m	800m	600m	400m	200m
Section Times	1:04.79 [7] (0:08.58)	0:56.21 [4] (0:10.95)	0:45.26 [5] (0:10.74)	0:34.52 [5] (0:11.17)	0:23.35 [5] (0:11.37)	0:11.98 [5]
Average Speed [km/h]	42.0	66.0	66.8	64.6	63.7	60.0
Top Speed [km/h]	62.8	68.0	68.1	66.6	65.0	62.4
Avg. Dist. to Rail [m]	4.9	1.1	0.3	0.5	1.6	3.4
Avg. Stride Freq. [Hz]	2.3	2.5	2.5	2.4	2.5	2.4
Avg. Stride Length [m]	5.2	7.4	7.5	7.4	7.2	7.0



- [ ] Ranking at each section and finish
- .-.- No data available at this section
- NA No data available