

Track Rating: Good 4, Weather: Fine, Rail Position: +3m Entire

Section		Overall	1000m	800m	600m	400m	200m	Last 600m					
Field Times		1:04.57 (0:08.48)	0:56.09 (0:10.65)	0:45.44 (0:10.90)	0:34.54 (0:11.43)	0:23.11 (0:11.52)	0:11.59 (0:11.59)	0:34.54					
Rank	TAB Horse/Jockey	Barrier	Top Speed [km/h]	Fastest Section							Margin	Distance Travelled [m]	
1	13 HELIKEDEMPRETTY Cejay Graham	4	68.1 800m	0:08.48 Overall	1:04.57 [1] (0:08.48)	0:56.09 [1] (0:10.92)	0:45.17 [5] (0:10.91)	0:34.26 [5] (0:11.44)	0:22.82 [5] (0:11.31)	0:11.51 [2] (0:11.51)	1:04.57	0:34.26	
2	11 CRYMENOTEARS Samantha Collett	1	68.5 1000m	0:08.48 Overall	1:04.60 [2] (0:08.48)	0:56.12 [2] (0:10.65)	0:45.47 [1] (0:10.90)	0:34.57 [1] (0:11.43)	0:23.14 [1] (0:11.52)	0:11.62 [1] (0:11.62)	0.18L	0:34.57	+1
3	5 TREASURER Cody Collis	12	67.5 800m	0:09.11 Overall	1:04.67 [3] (0:09.11)	0:55.56 [11] (0:11.01)	0:44.55 [10] (0:10.77)	0:33.78 [10] (0:11.18)	0:22.60 [8] (0:11.22)	0:11.38 [3] (0:11.38)	0.6L	0:33.78	+0
4	4 PERIGEAN James Orman	11	68.5 1000m	0:08.54 Overall	1:04.87 [4] (0:08.54)	0:56.33 [4] (0:10.87)	0:45.46 [6] (0:10.94)	0:34.52 [6] (0:11.53)	0:22.99 [6] (0:11.52)	0:11.47 [4] (0:11.47)	1.75L	0:34.52	+4
5	17 DREAM LANTERN Justin Huxtable	16	68.2 800m	0:08.87 Overall	1:04.88 [5] (0:08.87)	0:56.01 [8] (0:10.85)	0:45.16 [7] (0:10.92)	0:34.24 [7] (0:11.27)	0:22.97 [7] (0:11.66)	0:11.31 [8] (0:11.31)	1.8L	0:34.24	+5
6	2 OSTERBERG Corey Sutherland	7	67.9 800m	0:08.74 Overall	1:05.09 [6] (0:08.74)	0:56.35 [7] (0:11.01)	0:45.34 [8] (0:10.93)	0:34.41 [8] (0:11.42)	0:22.99 [9] (0:11.32)	0:11.67 [5] (0:11.67)	3.04L	0:34.41	+5
7	20 KERNEL BOOM Les Tilley	14	67.7 800m	0:09.05 Overall	1:05.12 [7] (0:09.05)	0:56.07 [10] (0:11.09)	0:44.98 [11] (0:10.87)	0:34.11 [11] (0:11.25)	0:22.86 [11] (0:11.53)	0:11.33 [13] (0:11.33)	3.23L	0:34.11	+6
8	15 FIRST PEOPLES Wayne O'Connell	13	66.8 800m	0:09.32 Overall	1:05.14 [8] (0:09.32)	0:55.82 [13] (0:11.10)	0:44.72 [12] (0:10.87)	0:33.85 [12] (0:11.07)	0:22.78 [12] (0:11.41)	0:11.37 [12] (0:11.37)	3.35L	0:33.85	+2
9	9 SHE'S JESSIE Dylan Bennett	8	67.4 800m	0:08.91 Overall	1:05.24 [9] (0:08.91)	0:56.33 [9] (0:11.05)	0:45.28 [9] (0:10.85)	0:34.43 [9] (0:11.34)	0:23.09 [10] (0:11.56)	0:11.53 [10] (0:11.53)	3.94L	0:34.43	+9
10	21 BOLD RANSOM Sean Cormack	20	67.3 800m	0:09.30 Overall	1:05.37 [10] (0:09.30)	0:56.07 [12] (0:11.16)	0:44.91 [13] (0:10.88)	0:34.03 [13] (0:11.14)	0:22.89 [13] (0:11.20)	0:11.69 [9] (0:11.69)	4.67L	0:34.03	+5

Scratched: Artemas (#8), Jenni Inda Jungle (#10), Everlasting Stars (#12), Affinity Flyer (#3), Icy Isea (#22), Lucky Sham (#18), Mr Polar (#7), Rich Minx (#14), Gerety (#16)



Ipswich QLD Professional
Race 7: ROCKLEA TRUCK ELECTRICAL BENCHMARK 60 Handicap - 1100m
02 August 2024 - 16:17



Track Rating: Good 4, Weather: Fine, Rail Position: +3m Entire

Section		Overall	1000m	800m	600m	400m	200m	Last 600m					
Field Times		1:04.57 (0:08.48)	0:56.09 (0:10.65)	0:45.44 (0:10.90)	0:34.54 (0:11.43)	0:23.11 (0:11.52)	0:11.59 (0:11.59)	0:34.54					
Rank	TAB Horse/Jockey	Barrier	Top Speed [km/h]	Fastest Section	Margin							Distance Travelled [m]	
11	19 MINA'S LEGACY Michael Cahill	9	69.2 1000m	0:08.52 Overall	1:05.45 [11] (0:08.52)	0:56.93 [3] (0:10.66)	0:46.27 [2] (0:11.02)	0:35.25 [3] (0:11.46)	0:23.79 [2] (0:11.79)	0:12.00 [7] (0:12.00)	5.15L	0:35.25	+9
12	6 VOULAIT Darren Evans	6	69.5 1000m	0:08.61 Overall	1:05.63 [12] (0:08.61)	0:57.02 [5] (0:10.63)	0:46.39 [4] (0:10.97)	0:35.42 [4] (0:11.46)	0:23.96 [3] (0:11.76)	0:12.20 [6] (0:12.20)	6.25L	0:35.42	+6
13	1 KEETA Paul Hamblin	5	70.7 1000m	0:08.64 Overall	1:08.05 [13] (0:08.64)	0:59.41 [6] (0:10.59)	0:48.82 [3] (0:10.95)	0:37.87 [2] (0:11.49)	0:26.38 [4] (0:12.06)	0:14.32 [11] (0:14.32)	20.44L	0:37.87	+3

Scratched: Artemas (#8), Jenni Inda Jungle (#10), Everlasting Stars (#12), Affinity Flyer (#3), Icy Isea (#22), Lucky Sham (#18), Mr Polar (#7), Rich Minx (#14), Gerety (#16)

[] Ranking at each section and finish
 -:-:- No data available at this section
 NA No data available

SCN Saddle cloth number
 DNF Did not finish
 DNT Did not track



Horse/Jockey Name	Helikedempretty
Final Rank	1
Fastest Section Time (Section)	0:08.48 (Overall)
Top Speed [km/h] (Section)	68.1 (800m)
Race State	Finished



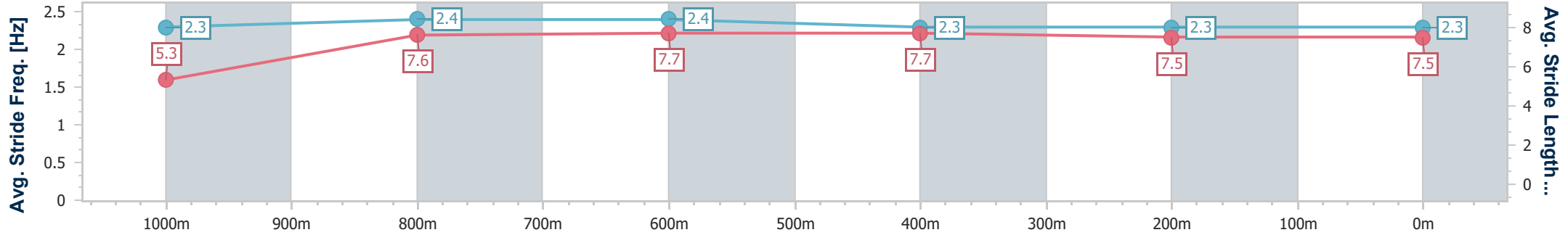
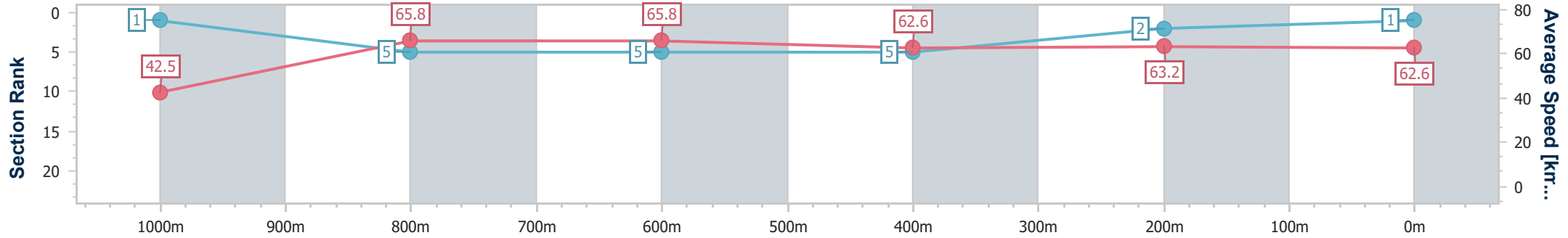
Ipswich QLD Professional
 Race 7: ROCKLEA TRUCK ELECTRICAL BENCHMARK 60
 Handicap - 1100m



02 August 2024 - 16:17

Track Rating: Good 4, Weather: Fine, Rail Position: +3m Entire

Section	Overall	1000m	800m	600m	400m	200m
Section Times	1:04.57 [1] (0:08.48)	0:56.09 [1] (0:10.92)	0:45.17 [5] (0:10.91)	0:34.26 [5] (0:11.44)	0:22.82 [5] (0:11.31)	0:11.51 [2] (0:11.51)
Average Speed [km/h]	42.5	65.8	65.8	62.6	63.2	62.6
Top Speed [km/h]	61.7	67.4	68.1	63.2	64.1	63.8
Avg. Dist. to Rail [m]	3.0	0.5	0.7	1.2	1.2	0.4
Avg. Stride Freq. [Hz]	2.3	2.4	2.4	2.3	2.3	2.3
Avg. Stride Length [m]	5.3	7.6	7.7	7.7	7.5	7.5



- [] Ranking at each section and finish
- .-.- No data available at this section
- NA No data available



Horse/Jockey Name	Crymenotears
Final Rank	2
Fastest Section Time (Section)	0:08.48 (Overall)
Top Speed [km/h] (Section)	68.5 (1000m)
Race State	Finished



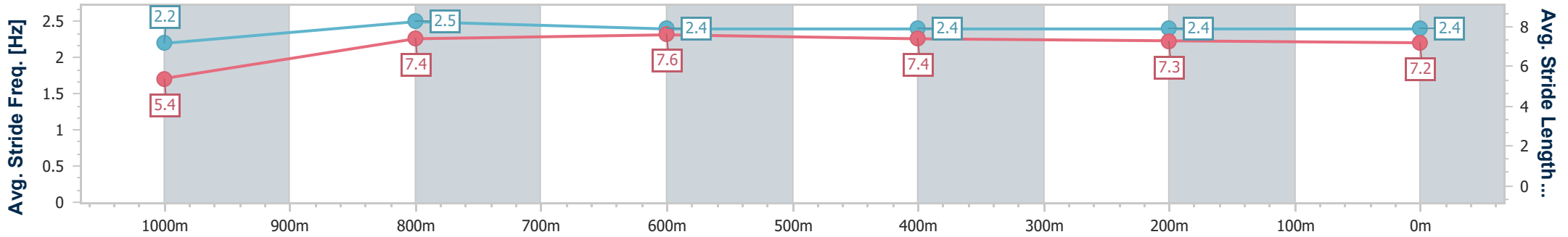
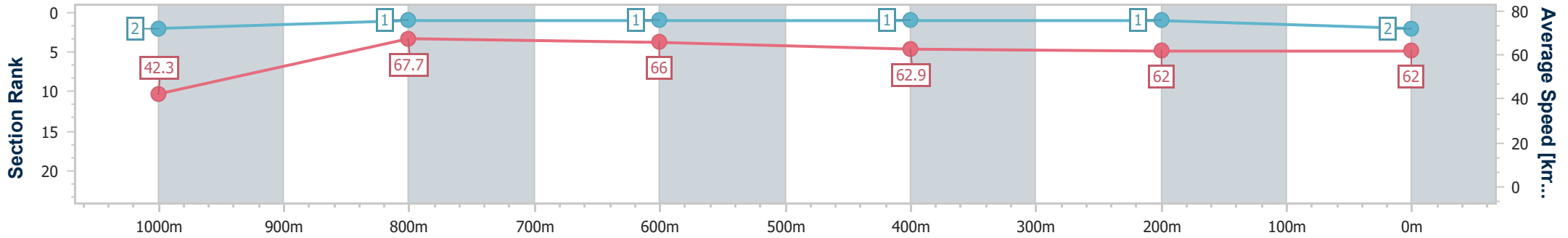
Ipswich QLD Professional
 Race 7: ROCKLEA TRUCK ELECTRICAL BENCHMARK 60
 Handicap - 1100m



02 August 2024 - 16:17

Track Rating: Good 4, Weather: Fine, Rail Position: +3m Entire

Section	Overall	1000m	800m	600m	400m	200m
Section Times	1:04.60 [2] (0:08.48)	0:56.12 [2] (0:10.65)	0:45.47 [1] (0:10.90)	0:34.57 [1] (0:11.43)	0:23.14 [1] (0:11.52)	0:11.62 [1] (0:11.62)
Average Speed [km/h]	42.3	67.7	66.0	62.9	62.0	62.0
Top Speed [km/h]	64.7	68.5	68.4	64.0	63.1	62.8
Avg. Dist. to Rail [m]	2.2	0.3	0.4	0.8	1.5	1.6
Avg. Stride Freq. [Hz]	2.2	2.5	2.4	2.4	2.4	2.4
Avg. Stride Length [m]	5.4	7.4	7.6	7.4	7.3	7.2



- [] Ranking at each section and finish
- .-.- No data available at this section
- NA No data available



Horse/Jockey Name	Treasurer
Final Rank	3
Fastest Section Time (Section)	0:09.11 (Overall)
Top Speed [km/h] (Section)	67.5 (800m)
Race State	Finished



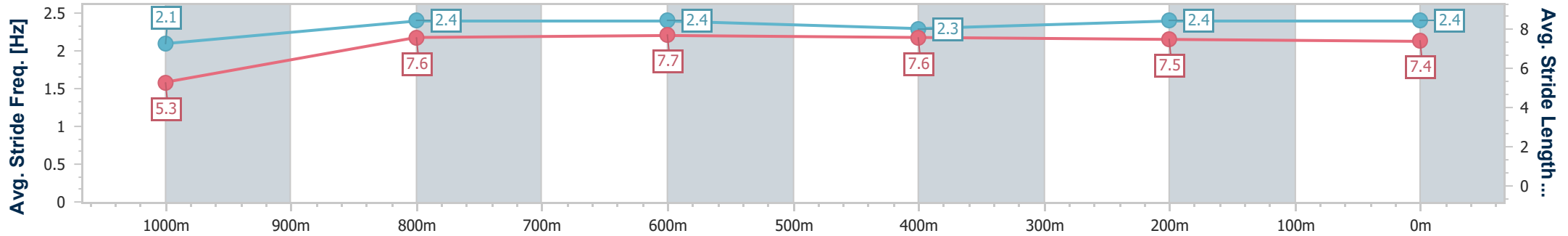
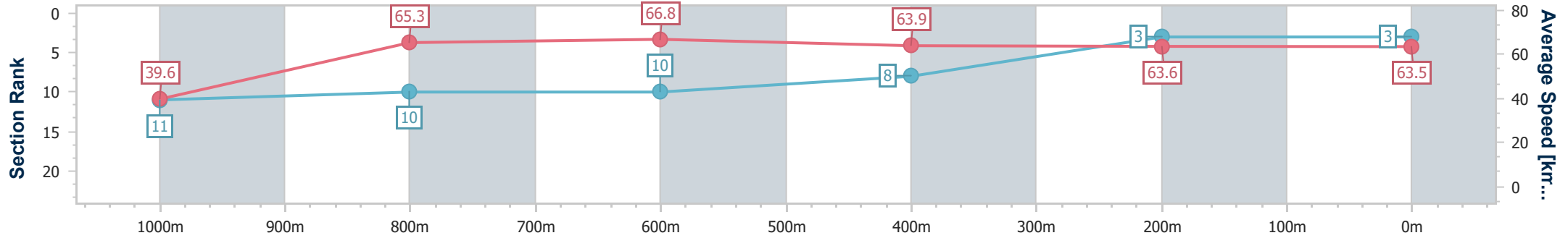
Ipswich QLD Professional
 Race 7: ROCKLEA TRUCK ELECTRICAL BENCHMARK 60
 Handicap - 1100m



02 August 2024 - 16:17

Track Rating: Good 4, Weather: Fine, Rail Position: +3m Entire

Section	Overall	1000m	800m	600m	400m	200m
Section Times	1:04.67 [3] (0:09.11)	0:55.56 [11] (0:11.01)	0:44.55 [10] (0:10.77)	0:33.78 [10] (0:11.18)	0:22.60 [8] (0:11.22)	0:11.38 [3] (0:11.38)
Average Speed [km/h]	39.6	65.3	66.8	63.9	63.6	63.5
Top Speed [km/h]	62.5	66.1	67.5	65.4	65.1	64.6
Avg. Dist. to Rail [m]	7.9	0.6	1.0	1.2	1.7	1.1
Avg. Stride Freq. [Hz]	2.1	2.4	2.4	2.3	2.4	2.4
Avg. Stride Length [m]	5.3	7.6	7.7	7.6	7.5	7.4



- [] Ranking at each section and finish
- .-.- No data available at this section
- NA No data available



Horse/Jockey Name	Perigean
Final Rank	4
Fastest Section Time (Section)	0:08.54 (Overall)
Top Speed [km/h] (Section)	68.5 (1000m)
Race State	Finished



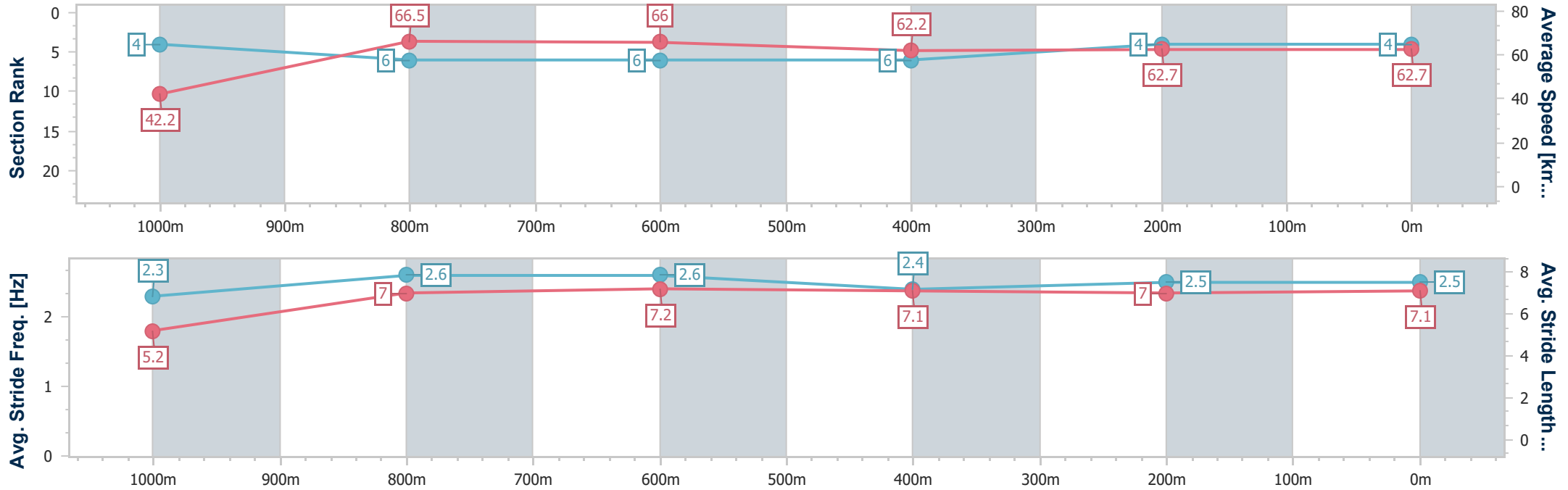
Ipswich QLD Professional
 Race 7: ROCKLEA TRUCK ELECTRICAL BENCHMARK 60
 Handicap - 1100m



02 August 2024 - 16:17

Track Rating: Good 4, Weather: Fine, Rail Position: +3m Entire

Section	Overall	1000m	800m	600m	400m	200m
Section Times	1:04.87 [4] (0:08.54)	0:56.33 [4] (0:10.87)	0:45.46 [6] (0:10.94)	0:34.52 [6] (0:11.53)	0:22.99 [6] (0:11.52)	0:11.47 [4] (0:11.47)
Average Speed [km/h]	42.2	66.5	66.0	62.2	62.7	62.7
Top Speed [km/h]	64.6	68.5	68.4	63.8	65.1	64.7
Avg. Dist. to Rail [m]	9.9	3.6	0.5	0.4	0.6	2.6
Avg. Stride Freq. [Hz]	2.3	2.6	2.6	2.4	2.5	2.5
Avg. Stride Length [m]	5.2	7.0	7.2	7.1	7.0	7.1



- [] Ranking at each section and finish
- .-.- No data available at this section
- NA No data available



Horse/Jockey Name	Dream Lantern
Final Rank	5
Fastest Section Time (Section)	0:08.87 (Overall)
Top Speed [km/h] (Section)	68.2 (800m)
Race State	Finished



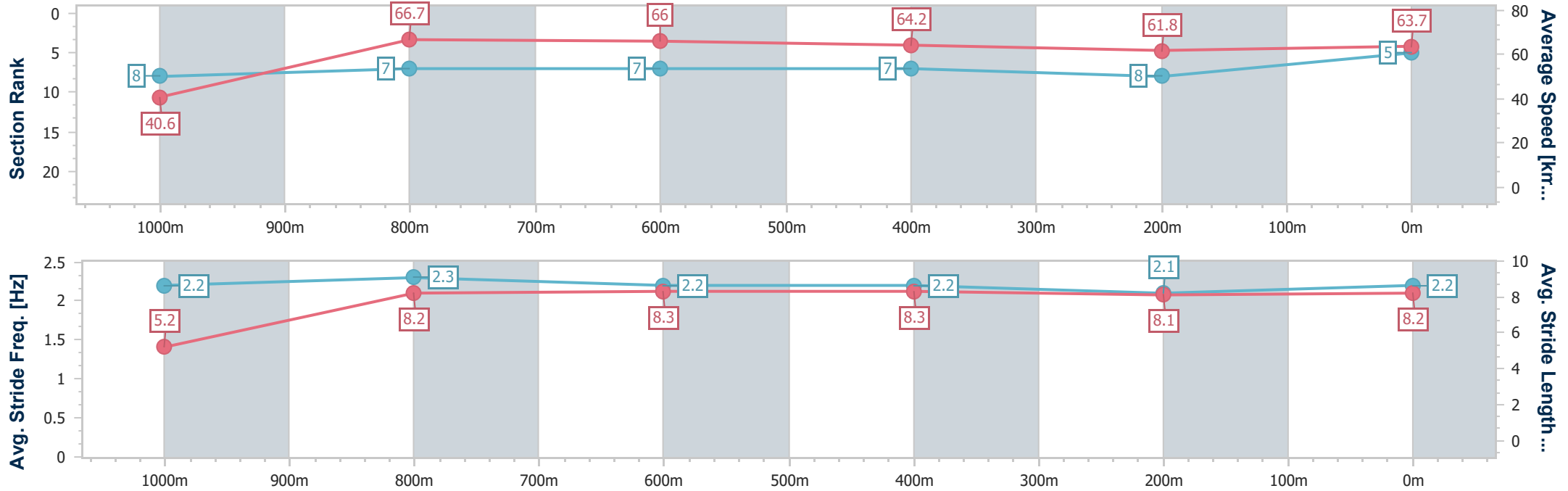
Ipswich QLD Professional
 Race 7: ROCKLEA TRUCK ELECTRICAL BENCHMARK 60
 Handicap - 1100m



02 August 2024 - 16:17

Track Rating: Good 4, Weather: Fine, Rail Position: +3m Entire

Section	Overall	1000m	800m	600m	400m	200m
Section Times	1:04.88 [5] (0:08.87)	0:56.01 [8] (0:10.85)	0:45.16 [7] (0:10.92)	0:34.24 [7] (0:11.27)	0:22.97 [7] (0:11.66)	0:11.31 [8]
Average Speed [km/h]	40.6	66.7	66.0	64.2	61.8	63.7
Top Speed [km/h]	65.1	67.6	68.2	65.1	63.7	65.5
Avg. Dist. to Rail [m]	11.4	2.9	0.5	0.6	0.8	3.6
Avg. Stride Freq. [Hz]	2.2	2.3	2.2	2.2	2.1	2.2
Avg. Stride Length [m]	5.2	8.2	8.3	8.3	8.1	8.2



- [] Ranking at each section and finish
- .-.- No data available at this section
- NA No data available



Horse/Jockey Name	Osterberg
Final Rank	6
Fastest Section Time (Section)	0:08.74 (Overall)
Top Speed [km/h] (Section)	67.9 (800m)
Race State	Finished



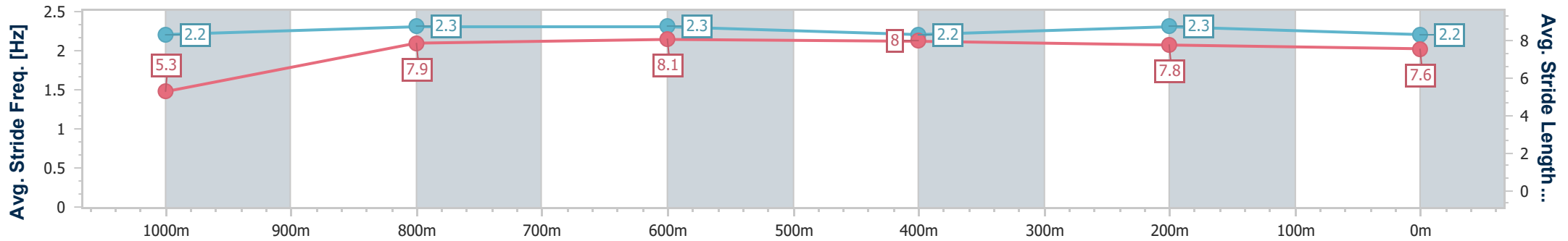
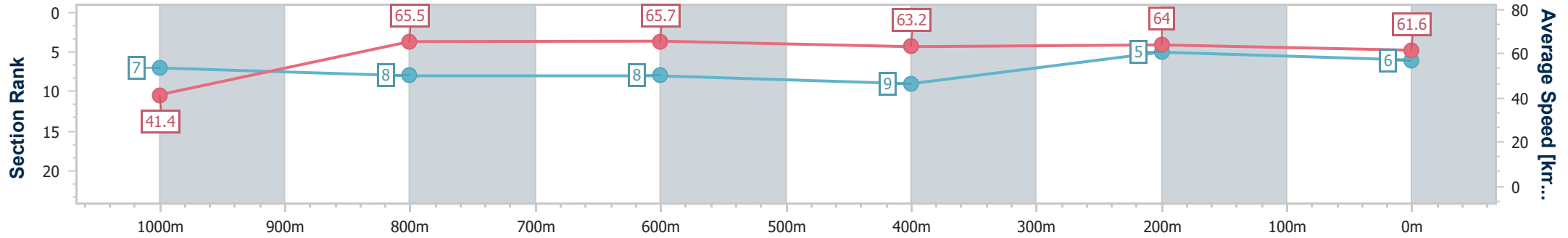
Ipswich QLD Professional
 Race 7: ROCKLEA TRUCK ELECTRICAL BENCHMARK 60
 Handicap - 1100m



02 August 2024 - 16:17

Track Rating: Good 4, Weather: Fine, Rail Position: +3m Entire

Section	Overall	1000m	800m	600m	400m	200m
Section Times	1:05.09 [6] (0:08.74)	0:56.35 [7] (0:11.01)	0:45.34 [8] (0:10.93)	0:34.41 [8] (0:11.42)	0:22.99 [9] (0:11.32)	0:11.67 [5] (0:11.67)
Average Speed [km/h]	41.4	65.5	65.7	63.2	64.0	61.6
Top Speed [km/h]	63.3	66.8	67.9	64.3	65.2	64.2
Avg. Dist. to Rail [m]	6.9	1.4	0.4	0.5	2.9	7.2
Avg. Stride Freq. [Hz]	2.2	2.3	2.3	2.2	2.3	2.2
Avg. Stride Length [m]	5.3	7.9	8.1	8.0	7.8	7.6



- [] Ranking at each section and finish
- .-.- No data available at this section
- NA No data available



Horse/Jockey Name	Kernel Boom
Final Rank	7
Fastest Section Time (Section)	0:09.05 (Overall)
Top Speed [km/h] (Section)	67.7 (800m)
Race State	Finished



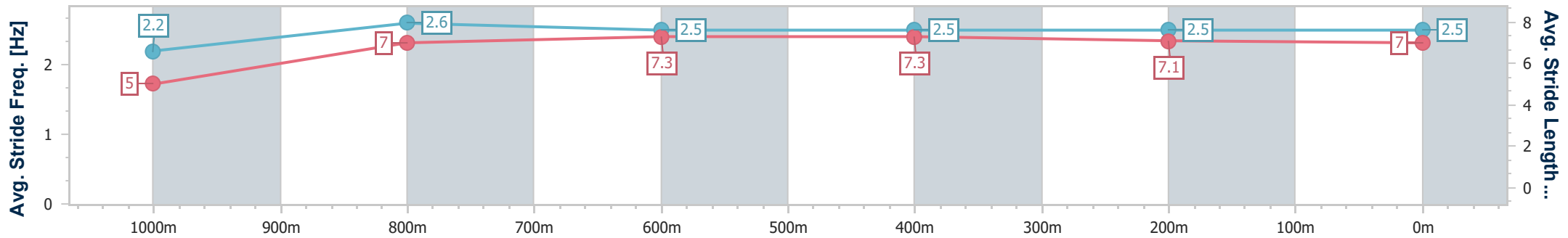
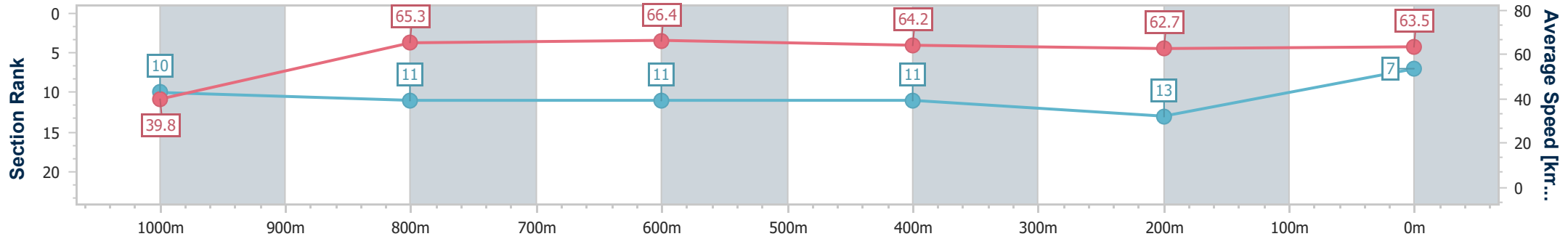
Ipswich QLD Professional
 Race 7: ROCKLEA TRUCK ELECTRICAL BENCHMARK 60
 Handicap - 1100m



02 August 2024 - 16:17

Track Rating: Good 4, Weather: Fine, Rail Position: +3m Entire

Section	Overall	1000m	800m	600m	400m	200m
Section Times	1:05.12 [7] (0:09.05)	0:56.07 [10] (0:11.09)	0:44.98 [11] (0:10.87)	0:34.11 [11] (0:11.25)	0:22.86 [11] (0:11.53)	0:11.33 [13] (0:11.33)
Average Speed [km/h]	39.8	65.3	66.4	64.2	62.7	63.5
Top Speed [km/h]	63.1	66.7	67.7	66.3	65.4	64.4
Avg. Dist. to Rail [m]	10.9	2.3	1.0	0.7	1.8	4.4
Avg. Stride Freq. [Hz]	2.2	2.6	2.5	2.5	2.5	2.5
Avg. Stride Length [m]	5.0	7.0	7.3	7.3	7.1	7.0



- [] Ranking at each section and finish
- .-.- No data available at this section
- NA No data available



Horse/Jockey Name	First Peoples
Final Rank	8
Fastest Section Time (Section)	0:09.32 (Overall)
Top Speed [km/h] (Section)	66.8 (800m)
Race State	Finished



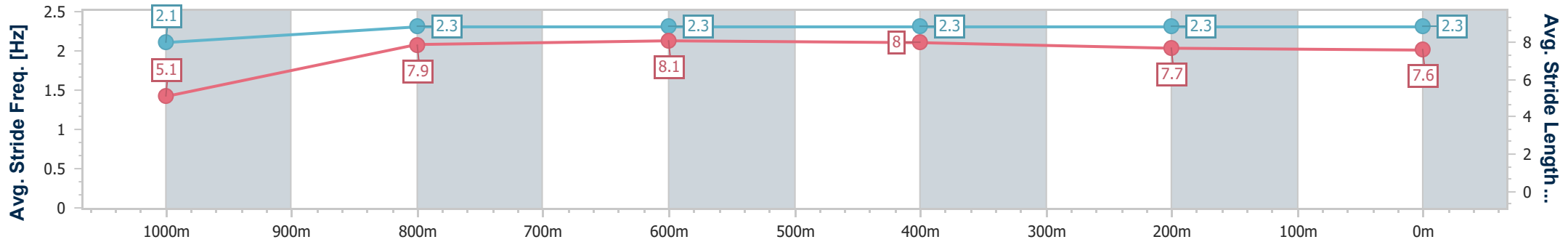
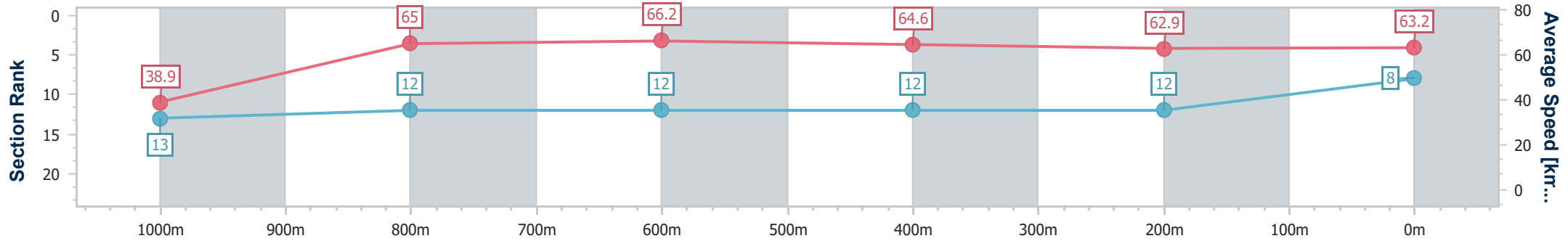
Ipswich QLD Professional
 Race 7: ROCKLEA TRUCK ELECTRICAL BENCHMARK 60
 Handicap - 1100m



02 August 2024 - 16:17

Track Rating: Good 4, Weather: Fine, Rail Position: +3m Entire

Section	Overall	1000m	800m	600m	400m	200m
Section Times	1:05.14 [8] (0:09.32)	0:55.82 [13] (0:11.10)	0:44.72 [12] (0:10.87)	0:33.85 [12] (0:11.07)	0:22.78 [12] (0:11.41)	0:11.37 [12] (0:11.37)
Average Speed [km/h]	38.9	65.0	66.2	64.6	62.9	63.2
Top Speed [km/h]	61.2	66.1	66.8	65.9	66.0	64.6
Avg. Dist. to Rail [m]	9.2	0.9	0.5	1.3	0.7	0.3
Avg. Stride Freq. [Hz]	2.1	2.3	2.3	2.3	2.3	2.3
Avg. Stride Length [m]	5.1	7.9	8.1	8.0	7.7	7.6



- [] Ranking at each section and finish
- .-.- No data available at this section
- NA No data available



Horse/Jockey Name	She's Jessie
Final Rank	9
Fastest Section Time (Section)	0:08.91 (Overall)
Top Speed [km/h] (Section)	67.4 (800m)
Race State	Finished



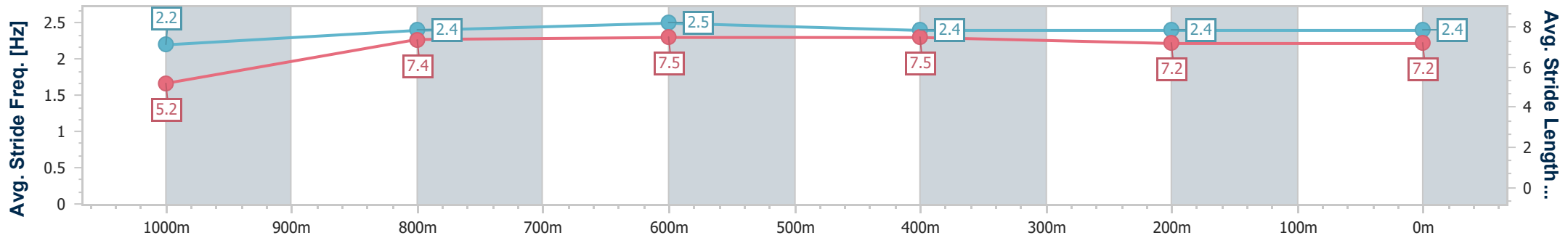
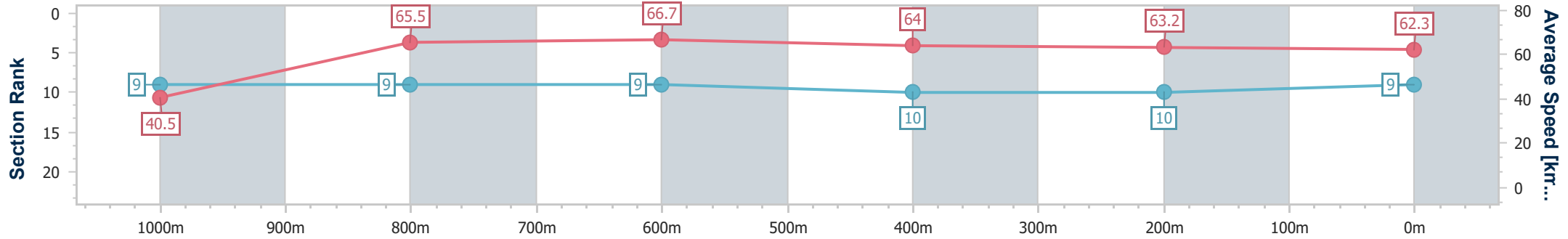
Ipswich QLD Professional
 Race 7: ROCKLEA TRUCK ELECTRICAL BENCHMARK 60
 Handicap - 1100m



02 August 2024 - 16:17

Track Rating: Good 4, Weather: Fine, Rail Position: +3m Entire

Section	Overall	1000m	800m	600m	400m	200m
Section Times	1:05.24 [9] (0:08.91)	0:56.33 [9] (0:11.05)	0:45.28 [9] (0:10.85)	0:34.43 [9] (0:11.34)	0:23.09 [10] (0:11.56)	0:11.53 [10] (0:11.53)
Average Speed [km/h]	40.5	65.5	66.7	64.0	63.2	62.3
Top Speed [km/h]	62.2	67.2	67.4	65.6	63.6	63.5
Avg. Dist. to Rail [m]	7.5	2.3	1.2	1.8	4.8	9.4
Avg. Stride Freq. [Hz]	2.2	2.4	2.5	2.4	2.4	2.4
Avg. Stride Length [m]	5.2	7.4	7.5	7.5	7.2	7.2



- [] Ranking at each section and finish
- .-.- No data available at this section
- NA No data available



Horse/Jockey Name	Bold Ransom
Final Rank	10
Fastest Section Time (Section)	0:09.30 (Overall)
Top Speed [km/h] (Section)	67.3 (800m)
Race State	Finished



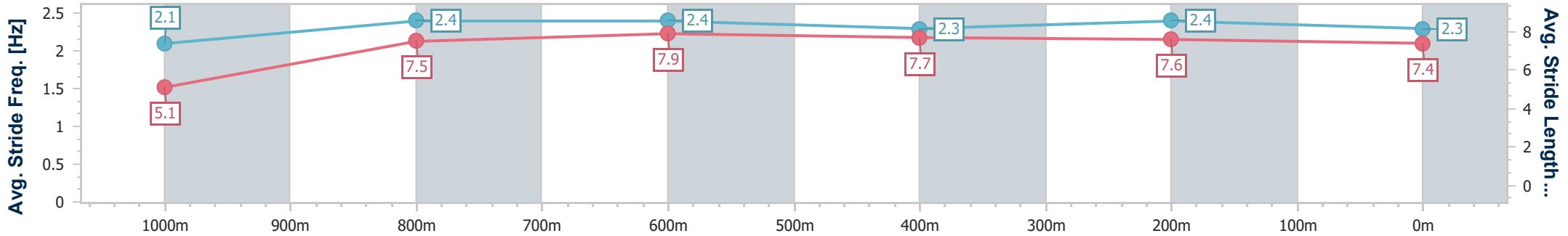
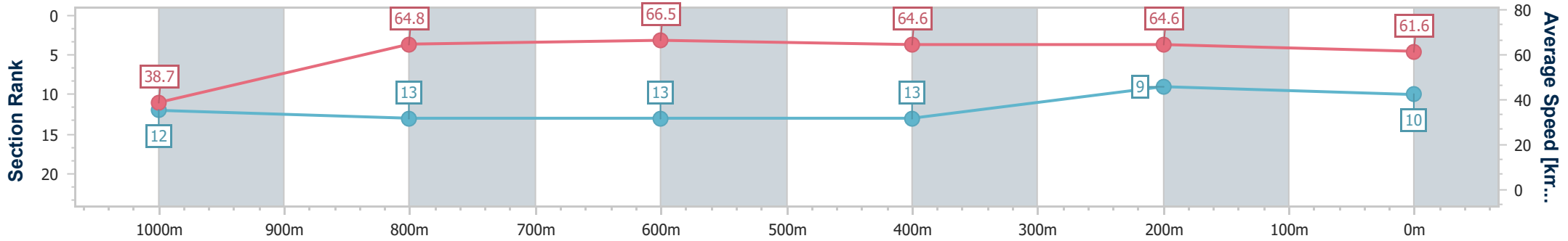
Ipswich QLD Professional
 Race 7: ROCKLEA TRUCK ELECTRICAL BENCHMARK 60
 Handicap - 1100m



02 August 2024 - 16:17

Track Rating: Good 4, Weather: Fine, Rail Position: +3m Entire

Section	Overall	1000m	800m	600m	400m	200m
Section Times	1:05.37 [10] (0:09.30)	0:56.07 [12] (0:11.16)	0:44.91 [13] (0:10.88)	0:34.03 [13] (0:11.14)	0:22.89 [13] (0:11.20)	0:11.69 [9] (0:11.69)
Average Speed [km/h]	38.7	64.8	66.5	64.6	64.6	61.6
Top Speed [km/h]	61.5	66.1	67.3	66.1	65.6	64.0
Avg. Dist. to Rail [m]	12.5	2.2	0.6	0.4	2.4	8.2
Avg. Stride Freq. [Hz]	2.1	2.4	2.4	2.3	2.4	2.3
Avg. Stride Length [m]	5.1	7.5	7.9	7.7	7.6	7.4



- [] Ranking at each section and finish
- .-.- No data available at this section
- NA No data available



Horse/Jockey Name	Mina's Legacy
Final Rank	11
Fastest Section Time (Section)	0:08.52 (Overall)
Top Speed [km/h] (Section)	69.2 (1000m)
Race State	Finished



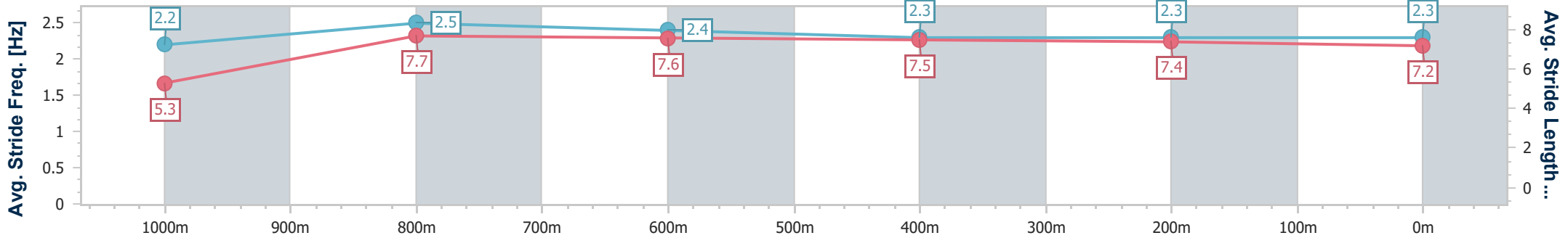
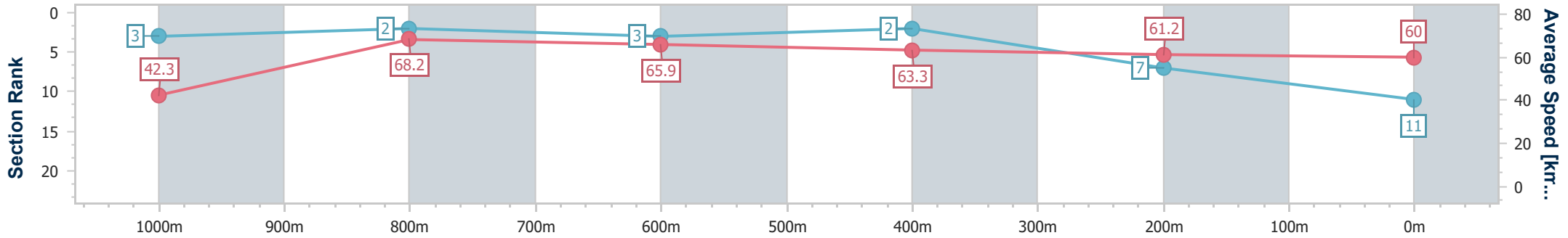
Ipswich QLD Professional
 Race 7: ROCKLEA TRUCK ELECTRICAL BENCHMARK 60
 Handicap - 1100m



02 August 2024 - 16:17

Track Rating: Good 4, Weather: Fine, Rail Position: +3m Entire

Section	Overall	1000m	800m	600m	400m	200m
Section Times	1:05.45 [11] (0:08.52)	0:56.93 [3] (0:10.66)	0:46.27 [2] (0:11.02)	0:35.25 [3] (0:11.46)	0:23.79 [2] (0:11.79)	0:12.00 [7] (0:12.00)
Average Speed [km/h]	42.3	68.2	65.9	63.3	61.2	60.0
Top Speed [km/h]	63.4	69.2	67.7	64.7	62.8	61.4
Avg. Dist. to Rail [m]	8.1	4.1	2.4	1.5	2.2	4.4
Avg. Stride Freq. [Hz]	2.2	2.5	2.4	2.3	2.3	2.3
Avg. Stride Length [m]	5.3	7.7	7.6	7.5	7.4	7.2



- [] Ranking at each section and finish
- .-.- No data available at this section
- NA No data available



Horse/Jockey Name	Voulait
Final Rank	12
Fastest Section Time (Section)	0:08.61 (Overall)
Top Speed [km/h] (Section)	69.5 (1000m)
Race State	Finished



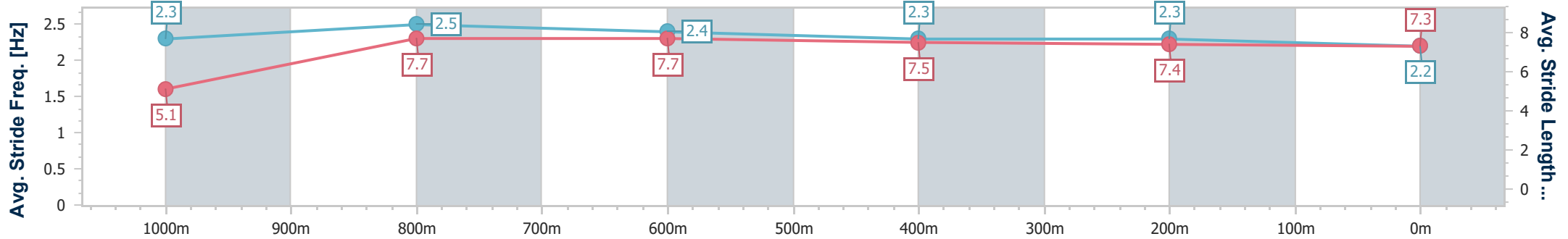
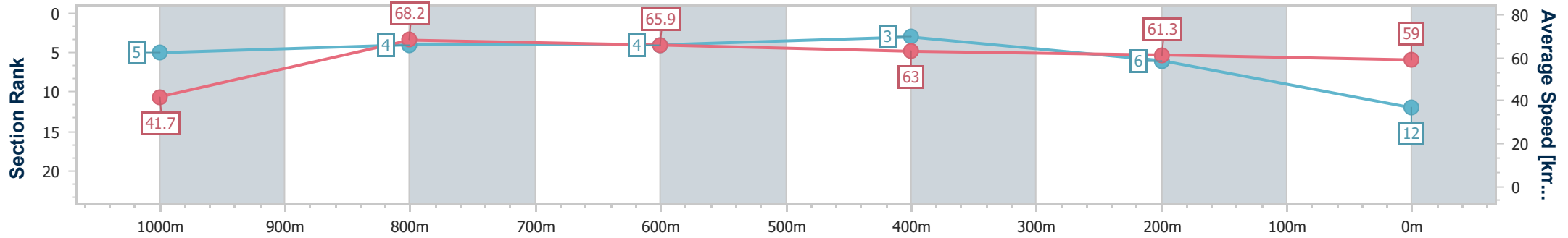
Ipswich QLD Professional
 Race 7: ROCKLEA TRUCK ELECTRICAL BENCHMARK 60
 Handicap - 1100m



02 August 2024 - 16:17

Track Rating: Good 4, Weather: Fine, Rail Position: +3m Entire

Section	Overall	1000m	800m	600m	400m	200m
Section Times	1:05.63 [12] (0:08.61)	0:57.02 [5] (0:10.63)	0:46.39 [4] (0:10.97)	0:35.42 [4] (0:11.46)	0:23.96 [3] (0:11.76)	0:12.20 [6]
Average Speed [km/h]	41.7	68.2	65.9	63.0	61.3	59.0
Top Speed [km/h]	65.3	69.5	67.7	64.7	62.3	61.2
Avg. Dist. to Rail [m]	5.4	2.8	1.5	0.5	1.3	2.0
Avg. Stride Freq. [Hz]	2.3	2.5	2.4	2.3	2.3	2.2
Avg. Stride Length [m]	5.1	7.7	7.7	7.5	7.4	7.3



- [] Ranking at each section and finish
- .-.- No data available at this section
- NA No data available



Horse/Jockey Name	Keeta
Final Rank	13
Fastest Section Time (Section)	0:08.64 (Overall)
Top Speed [km/h] (Section)	70.7 (1000m)
Race State	Finished



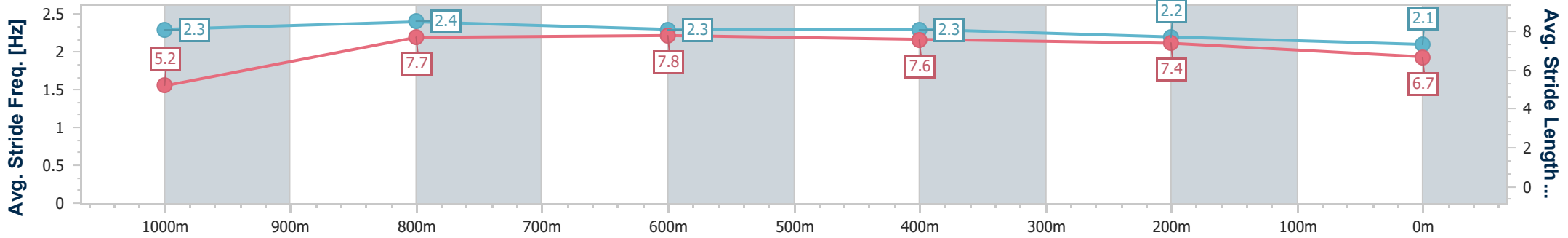
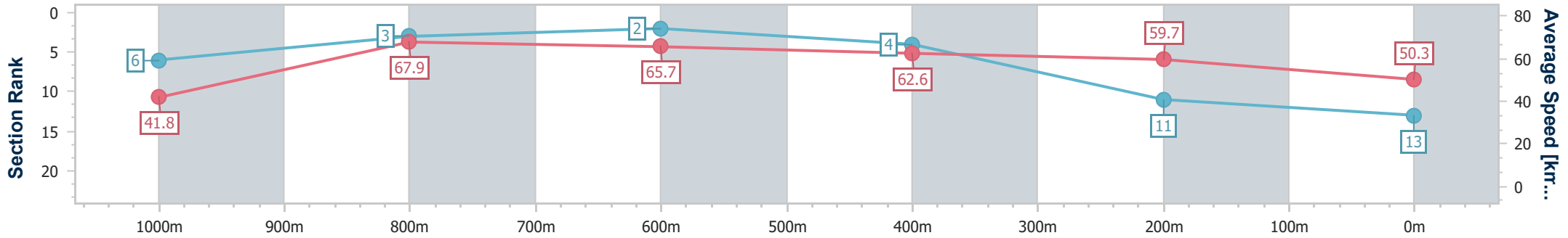
Ipswich QLD Professional
 Race 7: ROCKLEA TRUCK ELECTRICAL BENCHMARK 60
 Handicap - 1100m



02 August 2024 - 16:17

Track Rating: Good 4, Weather: Fine, Rail Position: +3m Entire

Section	Overall	1000m	800m	600m	400m	200m
Section Times	1:08.05 [13] (0:08.64)	0:59.41 [6] (0:10.59)	0:48.82 [3] (0:10.95)	0:37.87 [2] (0:11.49)	0:26.38 [4] (0:12.06)	0:14.32 [11] (0:14.32)
Average Speed [km/h]	41.8	67.9	65.7	62.6	59.7	50.3
Top Speed [km/h]	65.1	70.7	67.4	63.8	62.2	56.7
Avg. Dist. to Rail [m]	3.7	0.7	0.3	0.3	0.4	0.8
Avg. Stride Freq. [Hz]	2.3	2.4	2.3	2.3	2.2	2.1
Avg. Stride Length [m]	5.2	7.7	7.8	7.6	7.4	6.7



- [] Ranking at each section and finish
- .-.- No data available at this section
- NA No data available