

Track Rating: Good 4, Weather: Fine, Rail Position: +3m Entire

Section		Overall	1400m	1200m	1000m	800m	600m	400m	Last 600m				
Field Times		1:42.06 (0:18.22)	1:23.84 (0:11.35)	1:12.49 (0:11.81)	1:00.68 (0:12.30)	0:48.38 (0:12.58)	0:35.80 (0:12.26)	0:23.54 (0:11.74)	0:35.80				
Rank	TAB Horse/Jockey	Barrier	Top Speed [km/h]	Fastest Section									Distance Travelled [m]
1	14 HALLSIDE MARTINI Taylor Marshall	6	65.1 Overall	0:11.44 1400m	1:42.06 [1] (0:19.17)	1:22.89 [9] (0:11.44)	1:11.45 [7] (0:11.82)	0:59.63 [7] (0:12.14)	0:47.49 [7] (0:12.27)	0:35.22 [6] (0:11.91)	0:23.31 [3] (0:11.54)	0:35.22	
2	10 LUTON HOO Micheal Hellyer	2	66.0 Overall	0:11.43 1400m	1:42.16 [2] (0:18.55)	1:23.61 [4] (0:11.43)	1:12.18 [3] (0:11.84)	1:00.34 [3] (0:12.21)	0:48.13 [3] (0:12.43)	0:35.70 [2] (0:12.08)	0:23.62 [2] (0:11.72)	0:35.70	+0
3	4 ENUNCIATION Cejay Graham	9	64.0 400m	0:11.44 1400m	1:42.40 [3] (0:19.52)	1:22.88 [11] (0:11.44)	1:11.44 [11] (0:11.77)	0:59.67 [10] (0:12.09)	0:47.58 [10] (0:12.37)	0:35.21 [11] (0:11.91)	0:23.30 [8] (0:11.58)	0:35.21	-1
4	13 SMART AS SMART Jag Guthmann-Chester	18	64.5 Overall	0:11.45 200m	1:42.44 [4] (0:19.74)	1:22.70 [12] (0:11.46)	1:11.24 [13] (0:11.76)	0:59.48 [13] (0:12.10)	0:47.38 [12] (0:12.31)	0:35.07 [12] (0:11.76)	0:23.31 [9] (0:11.86)	0:35.07	+2
5	15 SHOWSUMGRIT Samantha Collett	13	64.1 1400m	0:11.44 1400m	1:42.77 [5] (0:19.45)	1:23.32 [10] (0:11.44)	1:11.88 [10] (0:11.86)	1:00.02 [11] (0:12.19)	0:47.83 [11] (0:12.11)	0:35.72 [9] (0:11.76)	0:23.96 [4] (0:11.72)	0:35.72	+9
6	9 WANDA'S OUTLAW Ron Stewart	8	64.7 Overall	0:11.49 1400m	1:42.87 [6] (0:19.12)	1:23.75 [8] (0:11.49)	1:12.26 [8] (0:11.92)	1:00.34 [9] (0:12.23)	0:48.11 [9] (0:12.40)	0:35.71 [10] (0:12.12)	0:23.59 [11] (0:11.83)	0:35.71	+10
7	20 FAT FINGERS Karl Zechner	4	63.9 Overall	0:11.45 1400m	1:42.96 [7] (0:18.83)	1:24.13 [5] (0:11.45)	1:12.68 [5] (0:11.99)	1:00.69 [6] (0:12.21)	0:48.48 [6] (0:12.47)	0:36.01 [7] (0:12.37)	0:23.64 [12] (0:11.78)	0:36.01	+10
8	19 BORN TO BE ALIVE Shania Willis	16	66.8 Overall	0:11.35 1400m	1:42.99 [8] (0:18.22)	1:24.77 [1] (0:11.35)	1:13.42 [1] (0:11.81)	1:01.61 [1] (0:12.30)	0:49.31 [1] (0:12.58)	0:36.73 [1] (0:12.26)	0:24.47 [1] (0:11.90)	0:36.73	+1
9	7 EL ASTEROID Michael Cahill	12	63.9 1400m	0:11.54 1400m	1:43.03 [9] (0:19.08)	1:23.95 [7] (0:11.54)	1:12.41 [9] (0:11.82)	1:00.59 [8] (0:12.27)	0:48.32 [8] (0:12.29)	0:36.03 [8] (0:11.99)	0:24.04 [5] (0:11.95)	0:36.03	+10
10	6 CORDOZAR Adin Thompson	1	64.8 Overall	0:11.48 1400m	1:43.47 [10] (0:18.88)	1:24.59 [6] (0:11.48)	1:13.11 [6] (0:11.80)	1:01.31 [5] (0:12.19)	0:49.12 [5] (0:12.36)	0:36.76 [4] (0:12.30)	0:24.46 [6] (0:11.93)	0:36.76	+1

Scratched: Godra (#17), Paienbara (#3), Rocked (#11), Another Dazzler (#21), Brief Sojourn (#23), Helen's Dream (#18), Cygnet River (#22), Perovic (#1), Artzino (#2)

Track Rating: Good 4, Weather: Fine, Rail Position: +3m Entire

Section		Overall	1400m	1200m	1000m	800m	600m	400m	Last 600m
Field Times		1:42.06 (0:18.22)	1:23.84 (0:11.35)	1:12.49 (0:11.81)	1:00.68 (0:12.30)	0:48.38 (0:12.58)	0:35.80 (0:12.26)	0:23.54 (0:11.74)	0:35.80

Rank	TAB	Horse/Jockey	Barrier	Top Speed [km/h]	Fastest Section	Overall	1400m	1200m	1000m	800m	600m	400m	Last 600m	Distance Travelled [m]
11	12	SET ABLAZE Nathan Thomas	21	65.9 1400m	0:11.08 1400m	1:43.54 [11] (0:20.57)	1:22.97 [14] (0:11.08)	1:11.89 [14] (0:11.51)	1:00.38 [14] (0:12.22)	0:48.16 [14] (0:12.04)	0:36.12 [14] (0:12.01)	0:24.11 [13] (0:12.07)	0:36.12	+11
12	16	PARIS ART Emily Lang	7	66.2 Overall	0:11.48 1400m	1:43.60 [12] (0:18.55)	1:25.05 [3] (0:11.48)	1:13.57 [4] (0:11.99)	1:01.58 [4] (0:12.28)	0:49.30 [4] (0:12.49)	0:36.81 [5] (0:12.46)	0:24.35 [10] (0:12.23)	0:36.81	+7
13	8	VISUAL ELEMENT Dylan Bennett	5	65.7 1400m	0:11.26 1400m	1:43.76 [13] (0:19.90)	1:23.86 [13] (0:11.26)	1:12.60 [12] (0:11.79)	1:00.81 [12] (0:12.22)	0:48.59 [13] (0:12.25)	0:36.34 [13] (0:12.15)	0:24.19 [14] (0:12.00)	0:36.34	+7
14	5	BRAVE AGENDA Angela Jones	10	65.4 Overall	0:11.42 1400m	1:45.73 [14] (0:18.53)	1:27.20 [2] (0:11.42)	1:15.78 [2] (0:11.86)	1:03.92 [2] (0:12.20)	0:51.72 [2] (0:12.50)	0:39.22 [3] (0:12.53)	0:26.69 [7] (0:12.83)	0:39.22	+6

Scratched: Godra (#17), Paienbara (#3), Rocked (#11), Another Dazzler (#21), Brief Sojourn (#23), Helen's Dream (#18), Cygnet River (#22), Perovic (#1), Artzino (#2)



Ipswich QLD Professional
 Race 8: TAB Class 2 Handicap - 1680m
 02 August 2024 - 16:56



Track Rating: Good 4, Weather: Fine, Rail Position: +3m Entire

Section							200m			Last 600m
Field Times							0:11.80			0:35.80
Rank	TAB	Horse/Jockey	Barrier	Top Speed [km/h]	Fastest Section	Margin				Distance Travelled [m]
1	14	HALLSIDE MARTINI Taylor Marshall	6	65.1 Overall	0:11.44 1400m	0:11.77 [2] (0:11.77)	1:42.06		0:35.22	
2	10	LUTON HOO Micheal Hellyer	2	66.0 Overall	0:11.43 1400m	0:11.90 [1] (0:11.90)	0.6L		0:35.70	+0
3	4	ENUNCIATION Cejay Graham	9	64.0 400m	0:11.44 1400m	0:11.72 [5] (0:11.72)	2L		0:35.21	-1
4	13	SMART AS SMART Jag Guthmann-Chester	18	64.5 Overall	0:11.45 200m	0:11.45 [8] (0:11.45)	2.22L		0:35.07	+2
5	15	SHOWSUMGRIT Samantha Collett	13	64.1 1400m	0:11.44 1400m	0:12.24 [4] (0:12.24)	4.16L		0:35.72	+9
6	9	WANDA'S OUTLAW Ron Stewart	8	64.7 Overall	0:11.49 1400m	0:11.76 [10] (0:11.76)	4.78L		0:35.71	+10
7	20	FAT FINGERS Karl Zechner	4	63.9 Overall	0:11.45 1400m	0:11.86 [9] (0:11.86)	5.32L		0:36.01	+10
8	19	BORN TO BE ALIVE Shania Willis	16	66.8 Overall	0:11.35 1400m	0:12.57 [3] (0:12.57)	5.45L		0:36.73	+1
9	7	EL ASTEROID Michael Cahill	12	63.9 1400m	0:11.54 1400m	0:12.09 [7] (0:12.09)	5.68L		0:36.03	+10
10	6	CORDOZAR Adin Thompson	1	64.8 Overall	0:11.48 1400m	0:12.53 [6] (0:12.53)	8.3L		0:36.76	+1

Scratched: Godra (#17), Paienbara (#3), Rocked (#11), Another Dazzler (#21), Brief Sojourn (#23), Helen's Dream (#18), Cygnet River (#22), Perovic (#1), Artzino (#2)

[] Ranking at each section and finish
 -:-:- No data available at this section
 NA No data available

SCN Saddle cloth number
 DNF Did not finish
 DNT Did not track



Ipswich QLD Professional
 Race 8: TAB Class 2 Handicap - 1680m
 02 August 2024 - 16:56



Track Rating: Good 4, Weather: Fine, Rail Position: +3m Entire

Section				200m				Last 600m	
Field Times				0:11.80 (0:11.80)				0:35.80	
Rank	TAB	Horse/Jockey	Barrier	Top Speed [km/h]	Fastest Section	Margin			Distance Travelled [m]
11	12	SET ABLAZE Nathan Thomas	21	65.9 1400m	0:11.08 1400m (0:12.04)	0:12.04 [12]	8.72L		0:36.12 +11
12	16	PARIS ART Emily Lang	7	66.2 Overall	0:11.48 1400m (0:12.12)	0:12.12 [11]	9.06L		0:36.81 +7
13	8	VISUAL ELEMENT Dylan Bennett	5	65.7 1400m	0:11.26 1400m (0:12.19)	0:12.19 [13]	9.98L		0:36.34 +7
14	5	BRAVE AGENDA Angela Jones	10	65.4 Overall	0:11.42 1400m (0:13.86)	0:13.86 [14]	21.59L		0:39.22 +6

Scratched: Godra (#17), Paienbara (#3), Rocked (#11), Another Dazzler (#21), Brief Sojourn (#23), Helen's Dream (#18), Cygnet River (#22), Perovic (#1), Artzino (#2)

[] Ranking at each section and finish
 -:-:-:- No data available at this section
 NA No data available

SCN Saddle cloth number
 DNF Did not finish
 DNT Did not track



Horse/Jockey Name	Hallside Martini
Final Rank	1
Fastest Section Time (Section)	0:11.44 (1400m)
Top Speed [km/h] (Section)	65.1 (Overall)
Race State	Finished

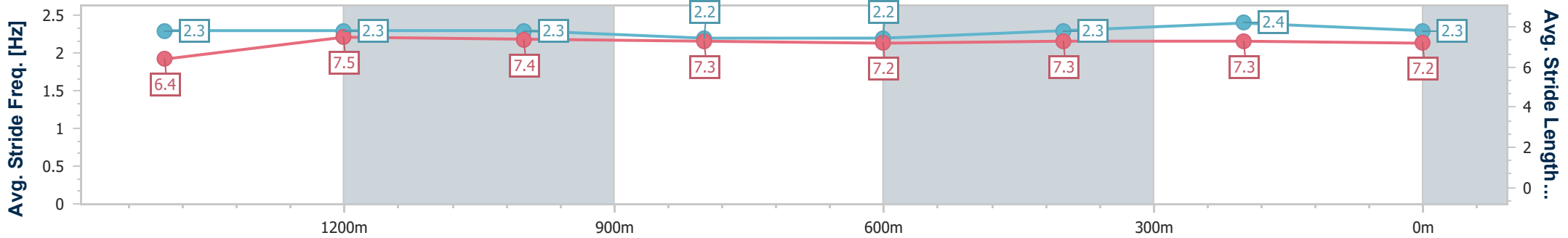
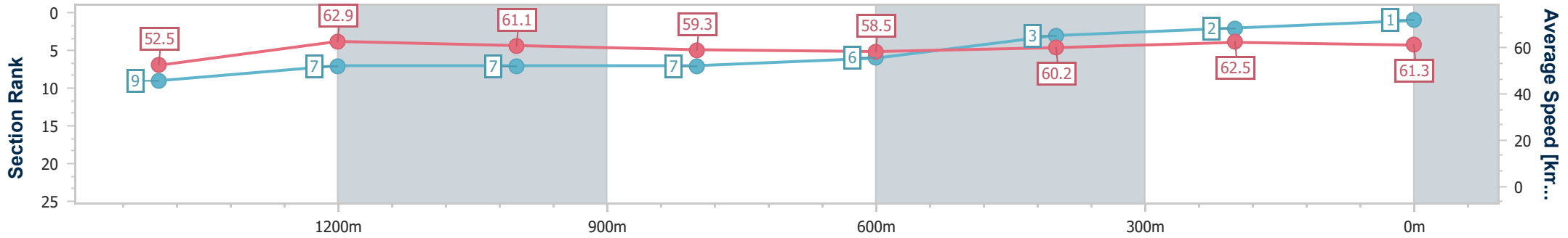


Ipswich QLD Professional
 Race 8: TAB Class 2 Handicap - 1680m
 02 August 2024 - 16:56



Track Rating: Good 4, Weather: Fine, Rail Position: +3m Entire

Section	Overall	1400m	1200m	1000m	800m	600m	400m	200m
Section Times	1:42.06 [1] (0:19.17)	1:22.89 [9] (0:11.44)	1:11.45 [7] (0:11.82)	0:59.63 [7] (0:12.14)	0:47.49 [7] (0:12.27)	0:35.22 [6] (0:11.91)	0:23.31 [3] (0:11.54)	0:11.77 [2] (0:11.77)
Average Speed [km/h]	52.5	62.9	61.1	59.3	58.5	60.2	62.5	61.3
Top Speed [km/h]	65.1	63.6	62.4	60.5	60.4	61.1	63.6	63.4
Avg. Dist. to Rail [m]	2.6	0.1	0.1	0.2	0.5	0.9	1.1	2.6
Avg. Stride Freq. [Hz]	2.3	2.3	2.3	2.2	2.2	2.3	2.4	2.3
Avg. Stride Length [m]	6.4	7.5	7.4	7.3	7.2	7.3	7.3	7.2



- [] Ranking at each section and finish
- .-.- No data available at this section
- NA No data available



Horse/Jockey Name	Luton Hoo
Final Rank	2
Fastest Section Time (Section)	0:11.43 (1400m)
Top Speed [km/h] (Section)	66.0 (Overall)
Race State	Finished

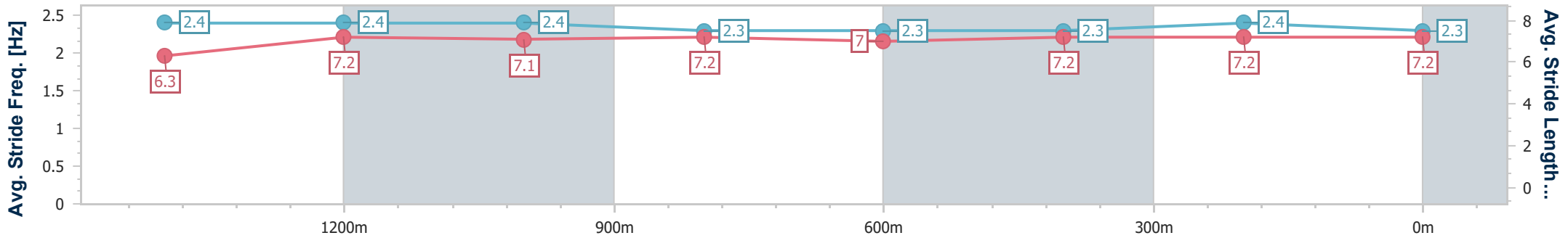
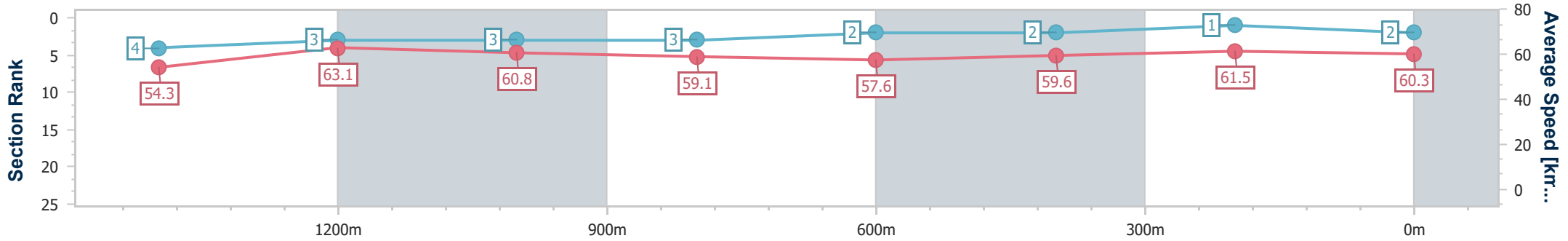


Ipswich QLD Professional
 Race 8: TAB Class 2 Handicap - 1680m
 02 August 2024 - 16:56



Track Rating: Good 4, Weather: Fine, Rail Position: +3m Entire

Section	Overall	1400m	1200m	1000m	800m	600m	400m	200m
Section Times	1:42.16 [2] (0:18.55)	1:23.61 [4] (0:11.43)	1:12.18 [3] (0:11.84)	1:00.34 [3] (0:12.21)	0:48.13 [3] (0:12.43)	0:35.70 [2] (0:12.08)	0:23.62 [2] (0:11.72)	0:11.90 [1] (0:11.90)
Average Speed [km/h]	54.3	63.1	60.8	59.1	57.6	59.6	61.5	60.3
Top Speed [km/h]	66.0	63.9	61.9	60.2	58.2	60.9	62.6	62.1
Avg. Dist. to Rail [m]	1.7	0.2	0.1	0.3	0.6	0.4	0.5	1.2
Avg. Stride Freq. [Hz]	2.4	2.4	2.4	2.3	2.3	2.3	2.4	2.3
Avg. Stride Length [m]	6.3	7.2	7.1	7.2	7.0	7.2	7.2	7.2



- [] Ranking at each section and finish
- .-.- No data available at this section
- NA No data available



Horse/Jockey Name	Enunciation
Final Rank	3
Fastest Section Time (Section)	0:11.44 (1400m)
Top Speed [km/h] (Section)	64.0 (400m)
Race State	Finished



Ipswich QLD Professional

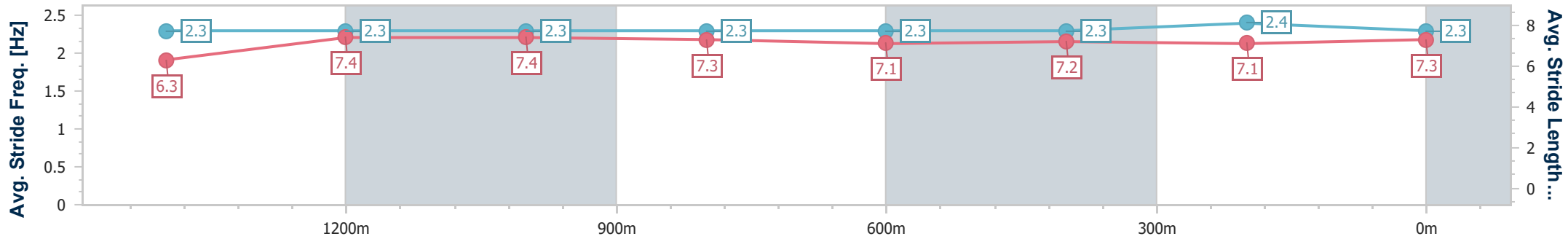
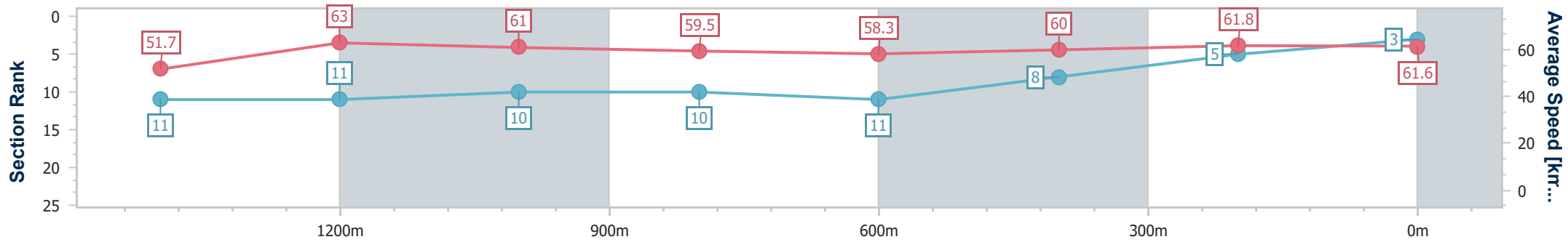
Race 8: TAB Class 2 Handicap - 1680m

02 August 2024 - 16:56



Track Rating: Good 4, Weather: Fine, Rail Position: +3m Entire

Section	Overall	1400m	1200m	1000m	800m	600m	400m	200m
Section Times	1:42.40 [3] (0:19.52)	1:22.88 [11] (0:11.44)	1:11.44 [11] (0:11.77)	0:59.67 [10] (0:12.09)	0:47.58 [10] (0:12.37)	0:35.21 [11] (0:11.91)	0:23.30 [8] (0:11.58)	0:11.72 [5] (0:11.72)
Average Speed [km/h]	51.7	63.0	61.0	59.5	58.3	60.0	61.8	61.6
Top Speed [km/h]	63.4	63.6	62.6	61.0	60.0	60.9	64.0	62.8
Avg. Dist. to Rail [m]	4.4	0.2	0.1	0.2	0.7	1.1	0.8	0.8
Avg. Stride Freq. [Hz]	2.3	2.3	2.3	2.3	2.3	2.3	2.4	2.3
Avg. Stride Length [m]	6.3	7.4	7.4	7.3	7.1	7.2	7.1	7.3



- [] Ranking at each section and finish
- .-.- No data available at this section
- NA No data available



Horse/Jockey Name	Smart As Smart
Final Rank	4
Fastest Section Time (Section)	0:11.45 (200m)
Top Speed [km/h] (Section)	64.5 (Overall)
Race State	Finished



Ipswich QLD Professional

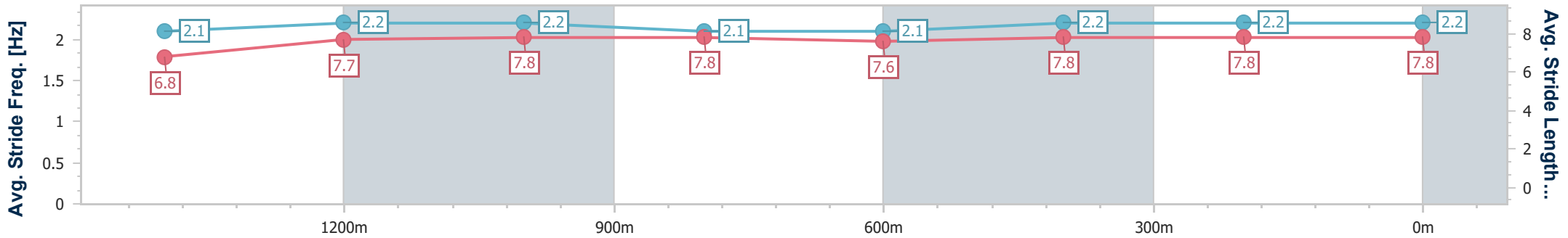
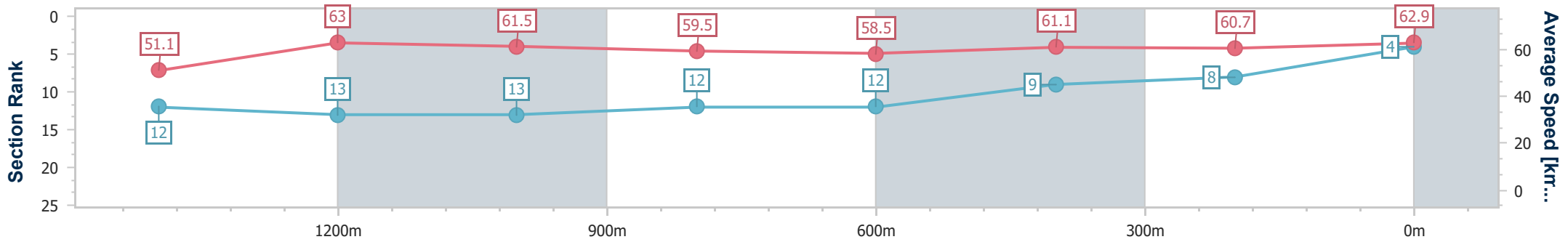
Race 8: TAB Class 2 Handicap - 1680m

02 August 2024 - 16:56



Track Rating: Good 4, Weather: Fine, Rail Position: +3m Entire

Section	Overall	1400m	1200m	1000m	800m	600m	400m	200m
Section Times	1:42.44 [4] (0:19.74)	1:22.70 [12] (0:11.46)	1:11.24 [13] (0:11.76)	0:59.48 [13] (0:12.10)	0:47.38 [12] (0:12.31)	0:35.07 [12] (0:11.76)	0:23.31 [9] (0:11.86)	0:11.45 [8]
Average Speed [km/h]	51.1	63.0	61.5	59.5	58.5	61.1	60.7	62.9
Top Speed [km/h]	64.5	63.8	62.4	60.5	60.3	62.5	62.9	63.7
Avg. Dist. to Rail [m]	5.3	0.7	0.5	0.4	0.1	0.4	1.6	3.2
Avg. Stride Freq. [Hz]	2.1	2.2	2.2	2.1	2.1	2.2	2.2	2.2
Avg. Stride Length [m]	6.8	7.7	7.8	7.8	7.6	7.8	7.8	7.8



- [] Ranking at each section and finish
- .-.- No data available at this section
- NA No data available



Horse/Jockey Name	Showsumgrit
Final Rank	5
Fastest Section Time (Section)	0:11.44 (1400m)
Top Speed [km/h] (Section)	64.1 (1400m)
Race State	Finished

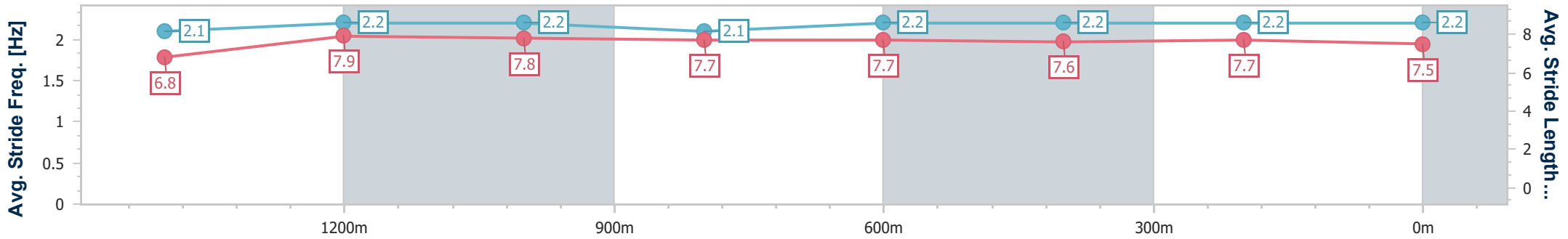
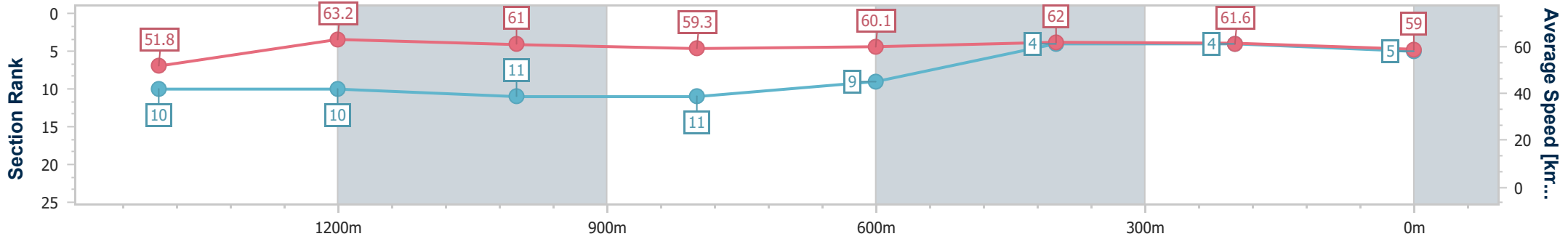


Ipswich QLD Professional
 Race 8: TAB Class 2 Handicap - 1680m
 02 August 2024 - 16:56



Track Rating: Good 4, Weather: Fine, Rail Position: +3m Entire

Section	Overall	1400m	1200m	1000m	800m	600m	400m	200m
Section Times	1:42.77 [5] (0:19.45)	1:23.32 [10] (0:11.44)	1:11.88 [10] (0:11.86)	1:00.02 [11] (0:12.19)	0:47.83 [11] (0:12.11)	0:35.72 [9] (0:11.76)	0:23.96 [4] (0:11.72)	0:12.24 [4] (0:12.24)
Average Speed [km/h]	51.8	63.2	61.0	59.3	60.1	62.0	61.6	59.0
Top Speed [km/h]	62.8	64.1	62.4	60.9	61.9	62.9	62.9	61.2
Avg. Dist. to Rail [m]	7.1	1.2	1.2	1.8	2.4	3.1	2.2	4.6
Avg. Stride Freq. [Hz]	2.1	2.2	2.2	2.1	2.2	2.2	2.2	2.2
Avg. Stride Length [m]	6.8	7.9	7.8	7.7	7.7	7.6	7.7	7.5



- [] Ranking at each section and finish
- .-.- No data available at this section
- NA No data available



Horse/Jockey Name	Wanda's Outlaw
Final Rank	6
Fastest Section Time (Section)	0:11.49 (1400m)
Top Speed [km/h] (Section)	64.7 (Overall)
Race State	Finished

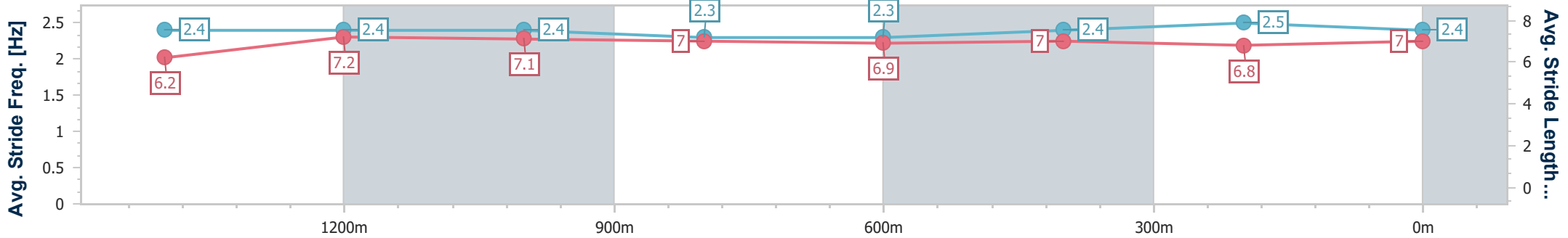
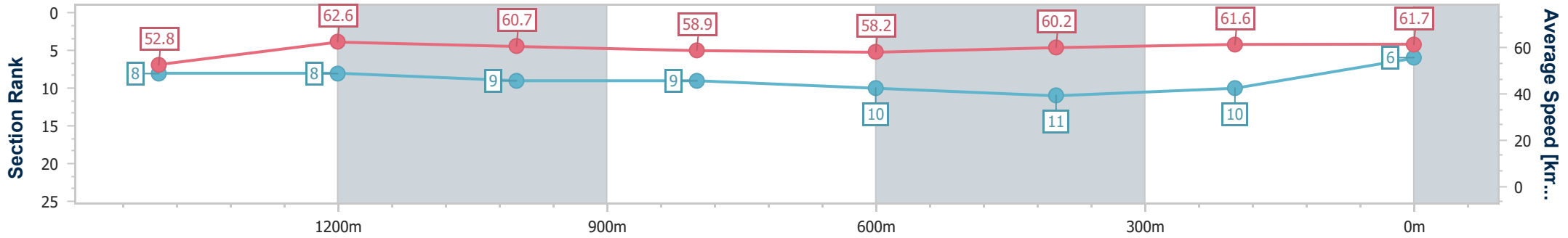


Ipswich QLD Professional
 Race 8: TAB Class 2 Handicap - 1680m
 02 August 2024 - 16:56



Track Rating: Good 4, Weather: Fine, Rail Position: +3m Entire

Section	Overall	1400m	1200m	1000m	800m	600m	400m	200m
Section Times	1:42.87 [6] (0:19.12)	1:23.75 [8] (0:11.49)	1:12.26 [8] (0:11.92)	1:00.34 [9] (0:12.23)	0:48.11 [9] (0:12.40)	0:35.71 [10] (0:12.12)	0:23.59 [11] (0:11.83)	0:11.76 [10] (0:11.76)
Average Speed [km/h]	52.8	62.6	60.7	58.9	58.2	60.2	61.6	61.7
Top Speed [km/h]	64.7	63.5	62.9	61.0	59.5	61.6	62.7	62.8
Avg. Dist. to Rail [m]	3.8	0.8	0.8	1.0	0.6	2.7	4.9	6.5
Avg. Stride Freq. [Hz]	2.4	2.4	2.4	2.3	2.3	2.4	2.5	2.4
Avg. Stride Length [m]	6.2	7.2	7.1	7.0	6.9	7.0	6.8	7.0



- [] Ranking at each section and finish
- .-.- No data available at this section
- NA No data available



Horse/Jockey Name	Fat Fingers
Final Rank	7
Fastest Section Time (Section)	0:11.45 (1400m)
Top Speed [km/h] (Section)	63.9 (Overall)
Race State	Finished



Ipswich QLD Professional

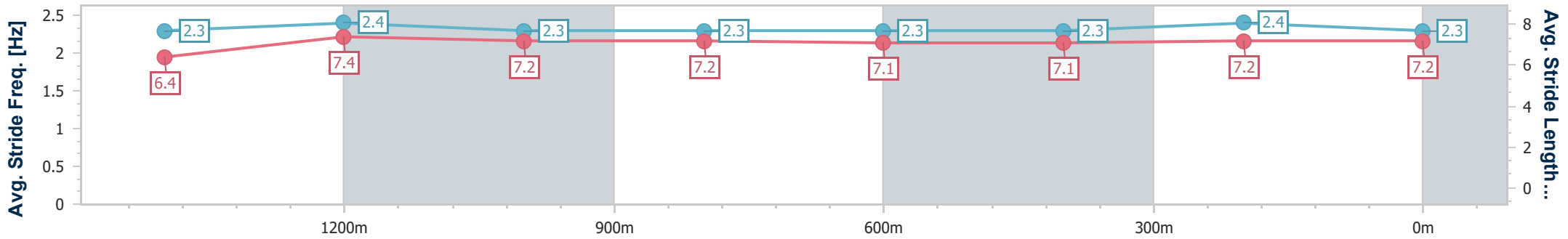
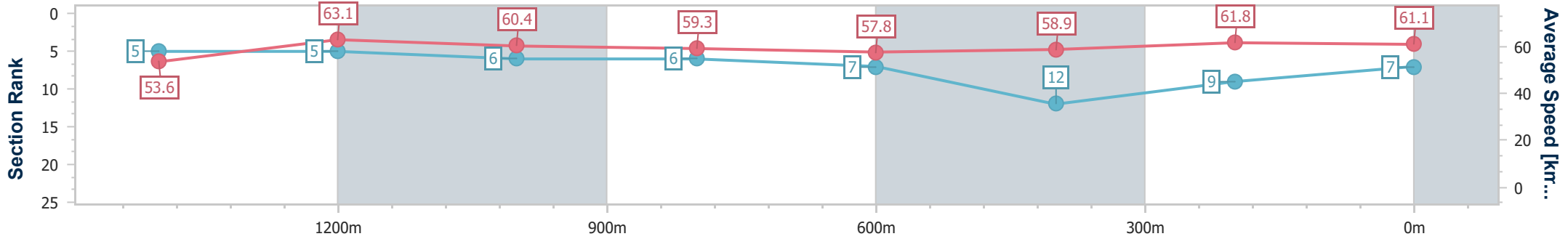
Race 8: TAB Class 2 Handicap - 1680m

02 August 2024 - 16:56



Track Rating: Good 4, Weather: Fine, Rail Position: +3m Entire

Section	Overall	1400m	1200m	1000m	800m	600m	400m	200m
Section Times	1:42.96 [7] (0:18.83)	1:24.13 [5] (0:11.45)	1:12.68 [5] (0:11.99)	1:00.69 [6] (0:12.21)	0:48.48 [6] (0:12.47)	0:36.01 [7] (0:12.37)	0:23.64 [12] (0:11.78)	0:11.86 [9] (0:11.86)
Average Speed [km/h]	53.6	63.1	60.4	59.3	57.8	58.9	61.8	61.1
Top Speed [km/h]	63.9	63.8	62.2	60.8	58.6	60.9	63.5	63.5
Avg. Dist. to Rail [m]	3.1	1.2	1.4	1.3	1.0	2.1	4.4	6.3
Avg. Stride Freq. [Hz]	2.3	2.4	2.3	2.3	2.3	2.3	2.4	2.3
Avg. Stride Length [m]	6.4	7.4	7.2	7.2	7.1	7.1	7.2	7.2



- [] Ranking at each section and finish
- .-.- No data available at this section
- NA No data available



Horse/Jockey Name	Born To Be Alive
Final Rank	8
Fastest Section Time (Section)	0:11.35 (1400m)
Top Speed [km/h] (Section)	66.8 (Overall)
Race State	Finished

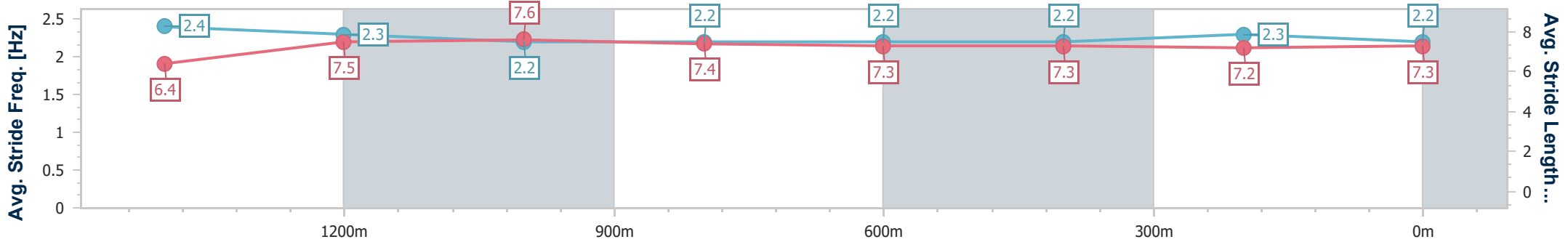
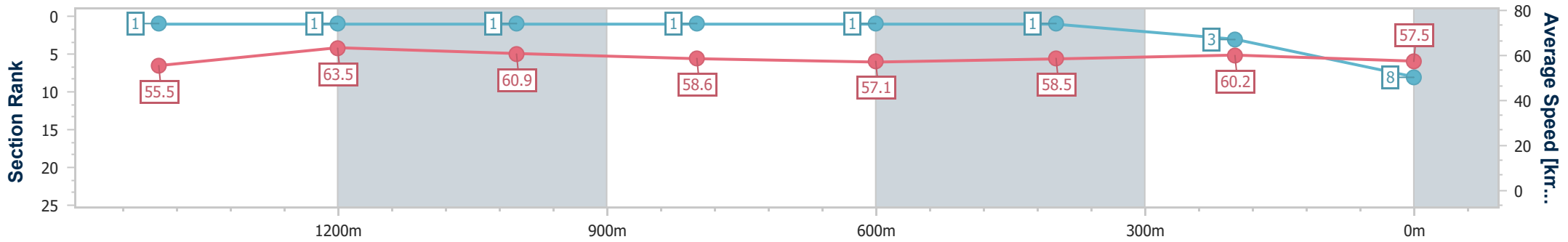


Ipswich QLD Professional
 Race 8: TAB Class 2 Handicap - 1680m
 02 August 2024 - 16:56



Track Rating: Good 4, Weather: Fine, Rail Position: +3m Entire

Section	Overall	1400m	1200m	1000m	800m	600m	400m	200m
Section Times	1:42.99 [8] (0:18.22)	1:24.77 [1] (0:11.35)	1:13.42 [1] (0:11.81)	1:01.61 [1] (0:12.30)	0:49.31 [1] (0:12.58)	0:36.73 [1] (0:12.26)	0:24.47 [1] (0:11.90)	0:12.57 [3] (0:12.57)
Average Speed [km/h]	55.5	63.5	60.9	58.6	57.1	58.5	60.2	57.5
Top Speed [km/h]	66.8	65.9	61.5	60.8	57.6	59.8	60.9	59.6
Avg. Dist. to Rail [m]	7.2	0.3	0.1	0.1	0.5	0.8	0.7	1.0
Avg. Stride Freq. [Hz]	2.4	2.3	2.2	2.2	2.2	2.2	2.3	2.2
Avg. Stride Length [m]	6.4	7.5	7.6	7.4	7.3	7.3	7.2	7.3



- [] Ranking at each section and finish
- .-.-.- No data available at this section
- NA No data available



Horse/Jockey Name	El Asteroid
Final Rank	9
Fastest Section Time (Section)	0:11.54 (1400m)
Top Speed [km/h] (Section)	63.9 (1400m)
Race State	Finished

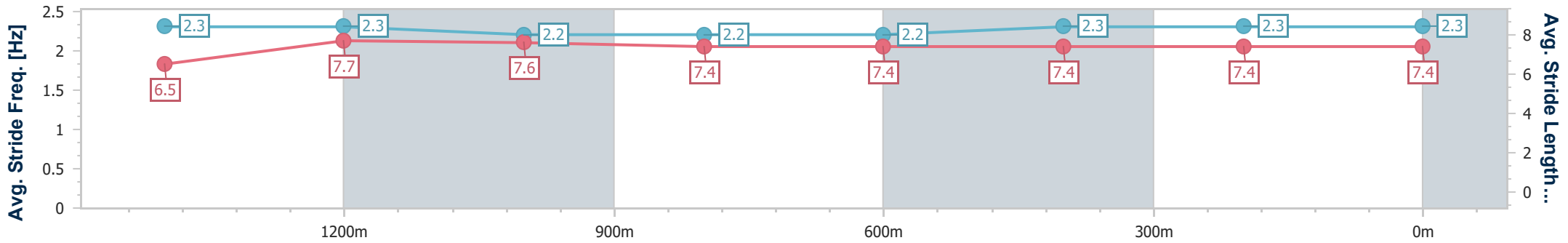
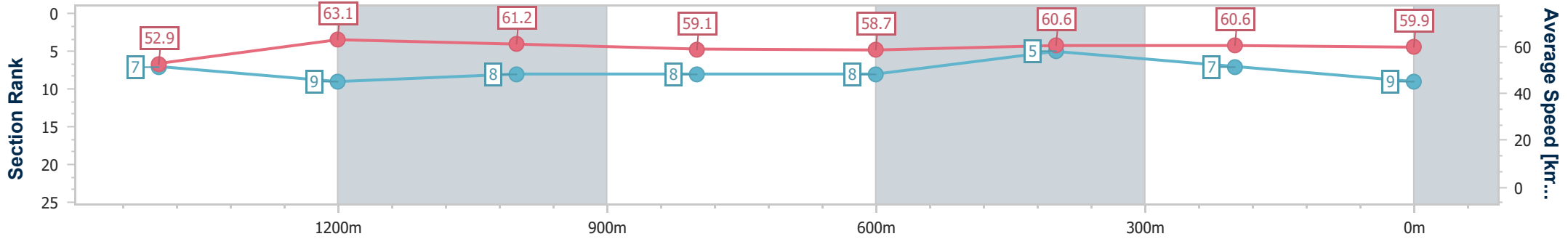


Ipswich QLD Professional
 Race 8: TAB Class 2 Handicap - 1680m
 02 August 2024 - 16:56



Track Rating: Good 4, Weather: Fine, Rail Position: +3m Entire

Section	Overall	1400m	1200m	1000m	800m	600m	400m	200m
Section Times	1:43.03 [9] (0:19.08)	1:23.95 [7] (0:11.54)	1:12.41 [9] (0:11.82)	1:00.59 [8] (0:12.27)	0:48.32 [8] (0:12.29)	0:36.03 [8] (0:11.99)	0:24.04 [5] (0:11.95)	0:12.09 [7] (0:12.09)
Average Speed [km/h]	52.9	63.1	61.2	59.1	58.7	60.6	60.6	59.9
Top Speed [km/h]	63.7	63.9	63.0	59.9	60.1	61.1	61.3	60.9
Avg. Dist. to Rail [m]	6.4	2.0	2.0	1.9	1.2	2.4	1.8	2.2
Avg. Stride Freq. [Hz]	2.3	2.3	2.2	2.2	2.2	2.3	2.3	2.3
Avg. Stride Length [m]	6.5	7.7	7.6	7.4	7.4	7.4	7.4	7.4



- [] Ranking at each section and finish
- .-.- No data available at this section
- NA No data available



Horse/Jockey Name	Cordozar
Final Rank	10
Fastest Section Time (Section)	0:11.48 (1400m)
Top Speed [km/h] (Section)	64.8 (Overall)
Race State	Finished

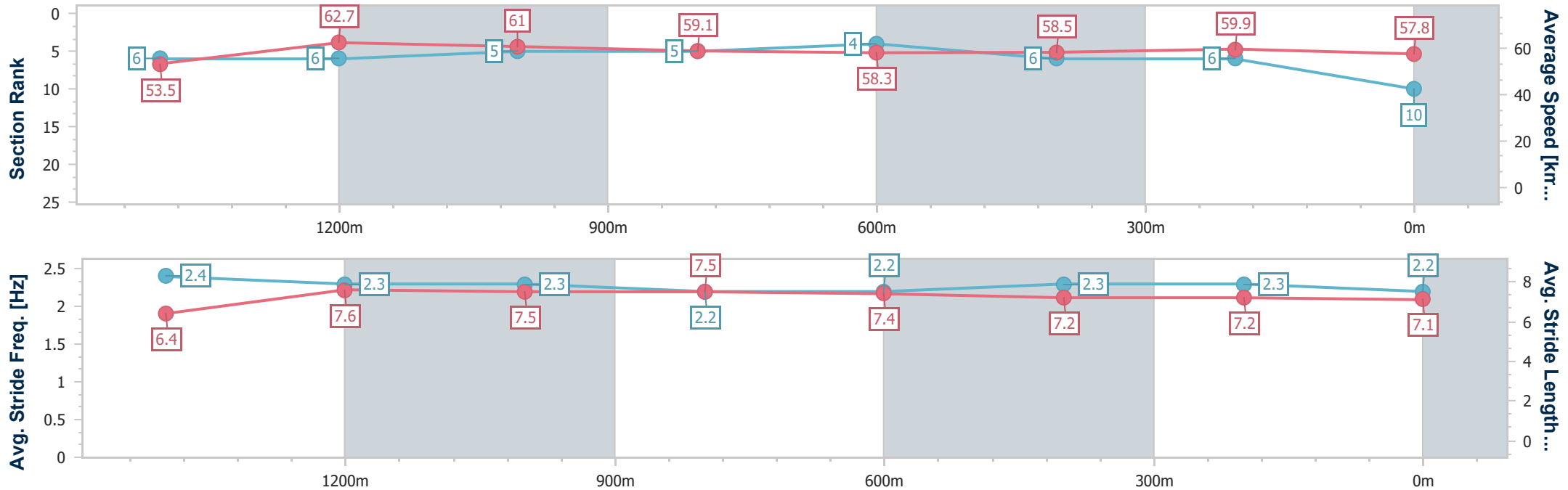


Ipswich QLD Professional
 Race 8: TAB Class 2 Handicap - 1680m
 02 August 2024 - 16:56



Track Rating: Good 4, Weather: Fine, Rail Position: +3m Entire

Section	Overall	1400m	1200m	1000m	800m	600m	400m	200m
Section Times	1:43.47 [10] (0:18.88)	1:24.59 [6] (0:11.48)	1:13.11 [6] (0:11.80)	1:01.31 [5] (0:12.19)	0:49.12 [5] (0:12.36)	0:36.76 [4] (0:12.30)	0:24.46 [6] (0:11.93)	0:12.53 [6] (0:12.53)
Average Speed [km/h]	53.5	62.7	61.0	59.1	58.3	58.5	59.9	57.8
Top Speed [km/h]	64.8	63.7	62.4	59.5	59.2	59.5	62.3	62.2
Avg. Dist. to Rail [m]	1.0	0.6	0.3	0.3	0.7	0.3	0.8	1.7
Avg. Stride Freq. [Hz]	2.4	2.3	2.3	2.2	2.2	2.3	2.3	2.2
Avg. Stride Length [m]	6.4	7.6	7.5	7.5	7.4	7.2	7.2	7.1



- [] Ranking at each section and finish
- .-.- No data available at this section
- NA No data available



Horse/Jockey Name	Set Ablaze
Final Rank	11
Fastest Section Time (Section)	0:11.08 (1400m)
Top Speed [km/h] (Section)	65.9 (1400m)
Race State	Finished



Ipswich QLD Professional

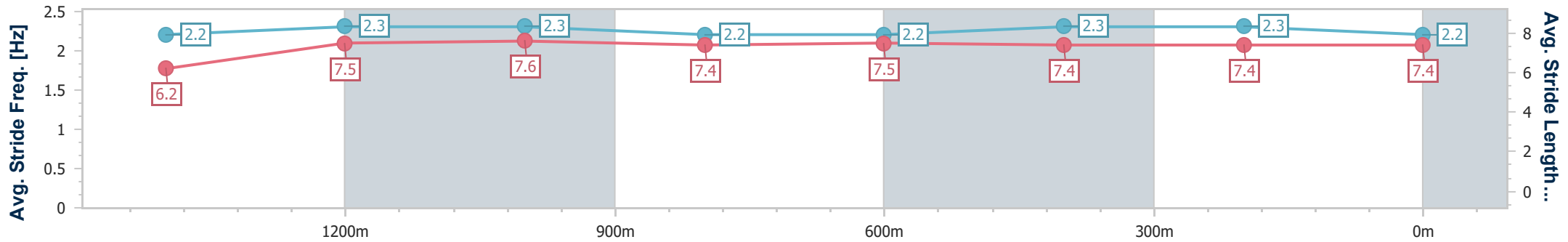
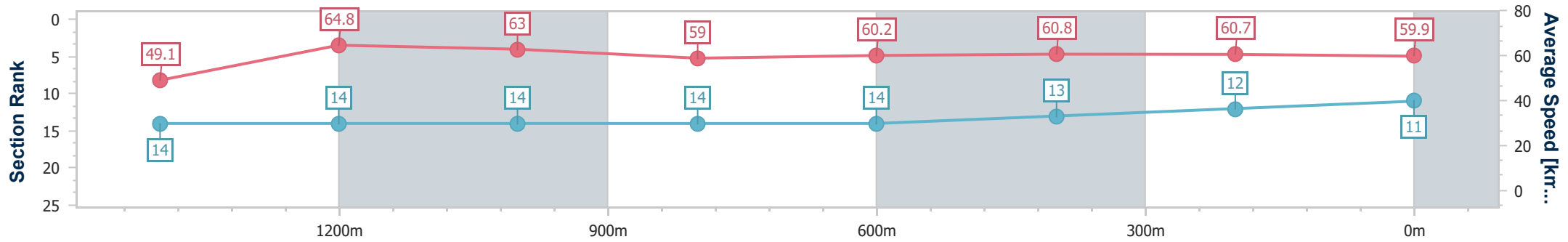
Race 8: TAB Class 2 Handicap - 1680m

02 August 2024 - 16:56



Track Rating: Good 4, Weather: Fine, Rail Position: +3m Entire

Section	Overall	1400m	1200m	1000m	800m	600m	400m	200m
Section Times	1:43.54 [11] (0:20.57)	1:22.97 [14] (0:11.08)	1:11.89 [14] (0:11.51)	1:00.38 [14] (0:12.22)	0:48.16 [14] (0:12.04)	0:36.12 [14] (0:12.01)	0:24.11 [13] (0:12.07)	0:12.04 [12] (0:12.04)
Average Speed [km/h]	49.1	64.8	63.0	59.0	60.2	60.8	60.7	59.9
Top Speed [km/h]	65.8	65.9	64.3	60.7	61.2	61.2	61.3	61.2
Avg. Dist. to Rail [m]	6.0	0.5	0.7	1.2	1.6	3.8	4.3	4.9
Avg. Stride Freq. [Hz]	2.2	2.3	2.3	2.2	2.2	2.3	2.3	2.2
Avg. Stride Length [m]	6.2	7.5	7.6	7.4	7.5	7.4	7.4	7.4



- [] Ranking at each section and finish
- .-.- No data available at this section
- NA No data available



Horse/Jockey Name	Paris Art
Final Rank	12
Fastest Section Time (Section)	0:11.48 (1400m)
Top Speed [km/h] (Section)	66.2 (Overall)
Race State	Finished

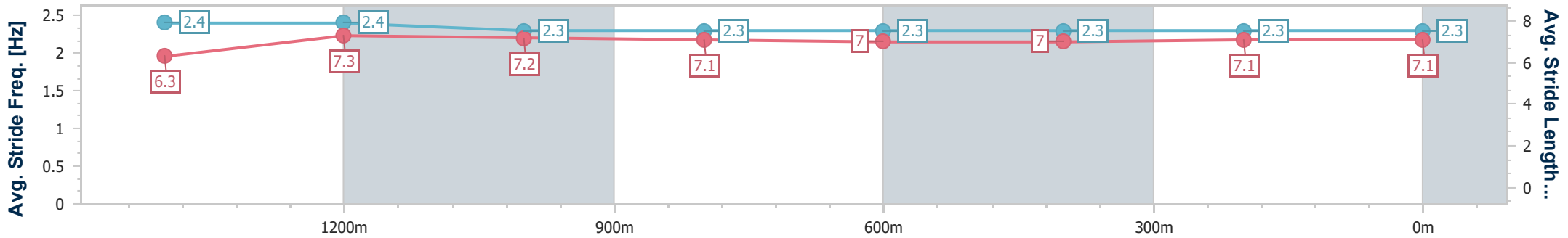
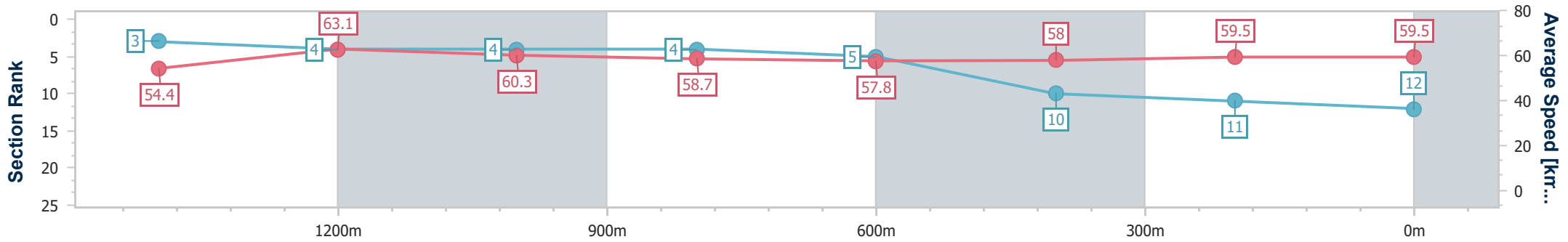


Ipswich QLD Professional
 Race 8: TAB Class 2 Handicap - 1680m
 02 August 2024 - 16:56



Track Rating: Good 4, Weather: Fine, Rail Position: +3m Entire

Section	Overall	1400m	1200m	1000m	800m	600m	400m	200m
Section Times	1:43.60 [12] (0:18.55)	1:25.05 [3] (0:11.48)	1:13.57 [4] (0:11.99)	1:01.58 [4] (0:12.28)	0:49.30 [4] (0:12.49)	0:36.81 [5] (0:12.46)	0:24.35 [10] (0:12.23)	0:12.12 [11] (0:12.12)
Average Speed [km/h]	54.4	63.1	60.3	58.7	57.8	58.0	59.5	59.5
Top Speed [km/h]	66.2	64.0	61.7	59.5	58.3	59.5	60.8	60.9
Avg. Dist. to Rail [m]	3.8	0.9	1.0	1.0	0.6	1.5	2.5	2.8
Avg. Stride Freq. [Hz]	2.4	2.4	2.3	2.3	2.3	2.3	2.3	2.3
Avg. Stride Length [m]	6.3	7.3	7.2	7.1	7.0	7.0	7.1	7.1



- [] Ranking at each section and finish
- .-.- No data available at this section
- NA No data available



Horse/Jockey Name	Visual Element
Final Rank	13
Fastest Section Time (Section)	0:11.26 (1400m)
Top Speed [km/h] (Section)	65.7 (1400m)
Race State	Finished

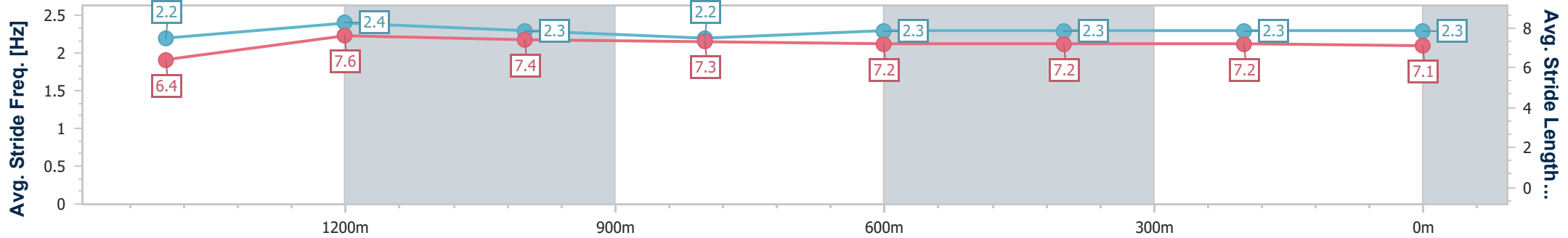
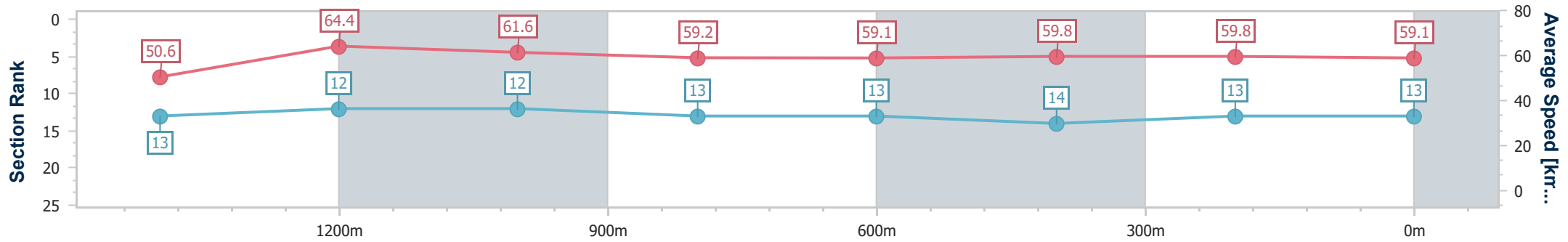


Ipswich QLD Professional
 Race 8: TAB Class 2 Handicap - 1680m
 02 August 2024 - 16:56



Track Rating: Good 4, Weather: Fine, Rail Position: +3m Entire

Section	Overall	1400m	1200m	1000m	800m	600m	400m	200m
Section Times	1:43.76 [13] (0:19.90)	1:23.86 [13] (0:11.26)	1:12.60 [12] (0:11.79)	1:00.81 [12] (0:12.22)	0:48.59 [13] (0:12.25)	0:36.34 [13] (0:12.15)	0:24.19 [14] (0:12.00)	0:12.19 [13] (0:12.19)
Average Speed [km/h]	50.6	64.4	61.6	59.2	59.1	59.8	59.8	59.1
Top Speed [km/h]	65.5	65.7	62.9	60.4	60.6	60.6	60.5	60.0
Avg. Dist. to Rail [m]	2.3	1.7	1.6	1.7	1.5	2.7	0.7	0.4
Avg. Stride Freq. [Hz]	2.2	2.4	2.3	2.2	2.3	2.3	2.3	2.3
Avg. Stride Length [m]	6.4	7.6	7.4	7.3	7.2	7.2	7.2	7.1



- [] Ranking at each section and finish
- .-.- No data available at this section
- NA No data available



Horse/Jockey Name	Brave Agenda
Final Rank	14
Fastest Section Time (Section)	0:11.42 (1400m)
Top Speed [km/h] (Section)	65.4 (Overall)
Race State	Finished



Ipswich QLD Professional

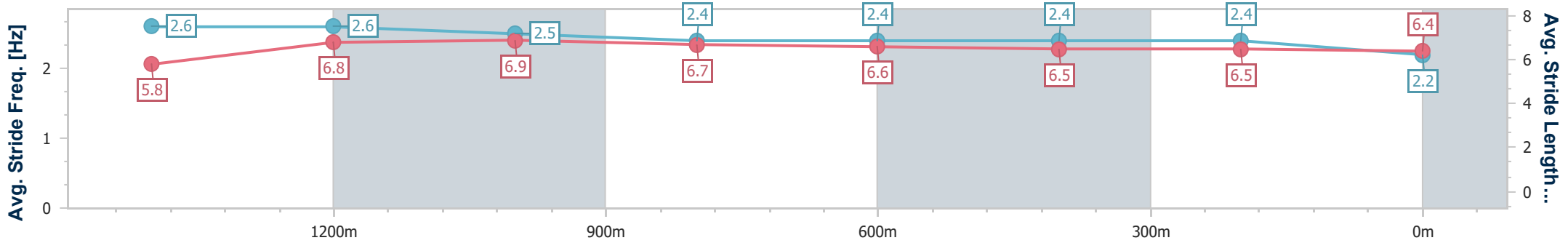
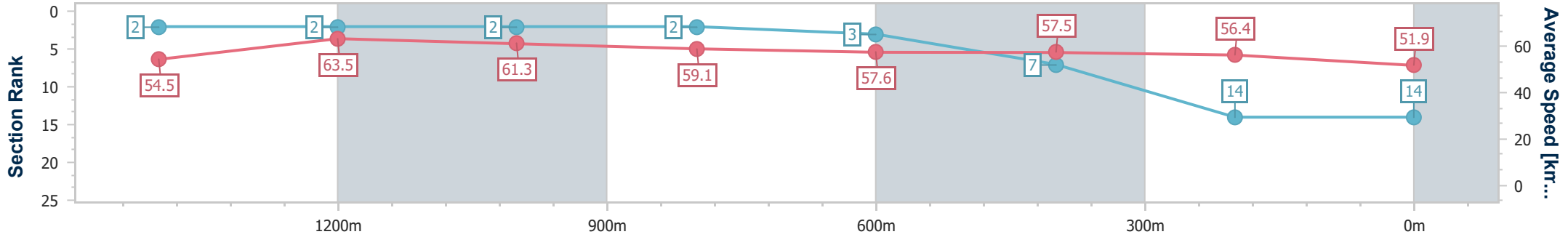
Race 8: TAB Class 2 Handicap - 1680m

02 August 2024 - 16:56



Track Rating: Good 4, Weather: Fine, Rail Position: +3m Entire

Section	Overall	1400m	1200m	1000m	800m	600m	400m	200m
Section Times	1:45.73 [14] (0:18.53)	1:27.20 [2] (0:11.42)	1:15.78 [2] (0:11.86)	1:03.92 [2] (0:12.20)	0:51.72 [2] (0:12.50)	0:39.22 [3] (0:12.53)	0:26.69 [7] (0:12.83)	0:13.86 [14] (0:13.86)
Average Speed [km/h]	54.5	63.5	61.3	59.1	57.6	57.5	56.4	51.9
Top Speed [km/h]	65.4	65.0	62.5	60.4	58.7	58.8	57.3	54.8
Avg. Dist. to Rail [m]	5.6	2.0	1.3	1.0	0.3	0.8	1.1	0.3
Avg. Stride Freq. [Hz]	2.6	2.6	2.5	2.4	2.4	2.4	2.4	2.2
Avg. Stride Length [m]	5.8	6.8	6.9	6.7	6.6	6.5	6.5	6.4



- [] Ranking at each section and finish
- .-.- No data available at this section
- NA No data available