



Aquis Park Gold Coast Poly QLD Professional

Race 6: SEA WORLD CRUISES BENCHMARK 65 Handicap - 1150m



03 August 2024 - 15:42

Track Rating: Synthetic, Weather: Fine, Rail Position: True

Section		Overall	1000m	800m	600m	400m	200m	Last 600m					
Field Times		1:06.17 (0:10.21)	0:55.96 (0:10.49)	0:45.47 (0:10.59)	0:34.88 (0:10.43)	0:24.45 (0:11.54)	0:12.91 (0:12.91)	0:34.88					
Rank	TAB Horse/Jockey	Barrier	Top Speed [km/h]	Fastest Section							Margin	Distance Travelled [m]	
1	3 SONNY DAZE Corey Sutherland	8	72.1 600m	0:10.21 Overall	1:06.17 [1] (0:10.21)	0:55.96 [1] (0:10.49)	0:45.47 [1] (0:10.59)	0:34.88 [1] (0:10.43)	0:24.45 [1] (0:11.54)	0:12.91 [1] (0:12.91)	1:06.17	0:34.88	
2	6 NOBLE STYLE Amy Graham	3	70.5 1000m	0:10.45 Overall	1:06.58 [2] (0:10.45)	0:56.13 [4] (0:10.47)	0:45.66 [4] (0:10.76)	0:34.90 [2] (0:10.94)	0:23.96 [2] (0:11.51)	0:12.45 [2] (0:12.45)	2.3L	0:34.90	+0
3	2 I AM VOODOO Matthew Gray	1	71.1 1000m	0:10.28 1000m	1:06.84 [3] (0:10.71)	0:56.13 [6] (0:10.28)	0:45.85 [5] (0:10.82)	0:35.03 [5] (0:11.08)	0:23.95 [4] (0:11.42)	0:12.53 [3] (0:12.53)	3.8L	0:35.03	+5
4	4 GHOST HUNTER Yvette Lewis	6	70.7 1000m	0:10.42 Overall	1:07.15 [4] (0:10.42)	0:56.73 [2] (0:10.44)	0:46.29 [3] (0:10.90)	0:35.39 [4] (0:11.22)	0:24.17 [5] (0:11.64)	0:12.53 [5] (0:12.53)	5.6L	0:35.39	+12
5	7 BOLD JULIUS Micheal Hellyer	4	70.3 1000m	0:10.38 1000m	1:07.18 [5] (0:10.46)	0:56.72 [5] (0:10.38)	0:46.34 [2] (0:10.87)	0:35.47 [3] (0:11.02)	0:24.45 [3] (0:11.81)	0:12.64 [4] (0:12.64)	5.8L	0:35.47	+2
6	1 MY DOG DIESEL Kirk Matheson	7	70.2 1000m	0:10.44 Overall	1:07.36 [6] (0:10.44)	0:56.92 [3] (0:10.64)	0:46.28 [6] (0:10.99)	0:35.29 [6] (0:10.97)	0:24.32 [6] (0:11.65)	0:12.67 [6] (0:12.67)	6.8L	0:35.29	+11

Scratched: Cosmic Serenade (#5), Dusky Dancer (#9), Granny's Reward (#8)

[] Ranking at each section and finish
 -:-:- No data available at this section
 NA No data available

SCN Saddle cloth number
 DNF Did not finish
 DNT Did not track



Horse/Jockey Name	Sonny Daze
Final Rank	1
Fastest Section Time (Section)	0:10.21 (Overall)
Top Speed [km/h] (Section)	72.1 (600m)
Race State	Finished



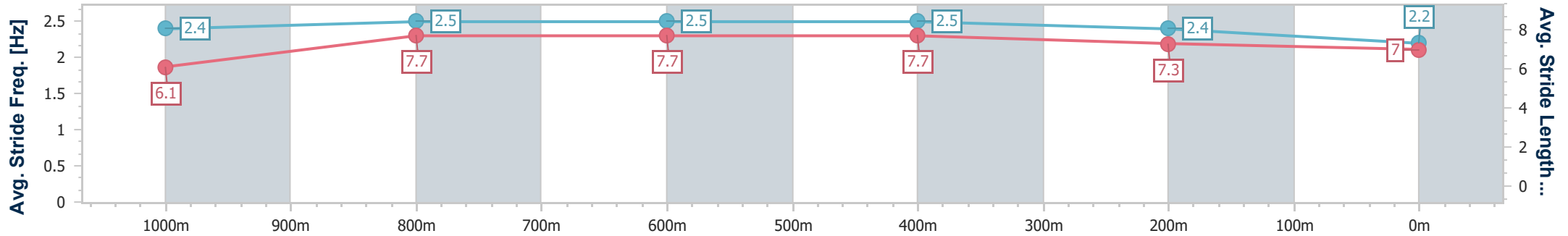
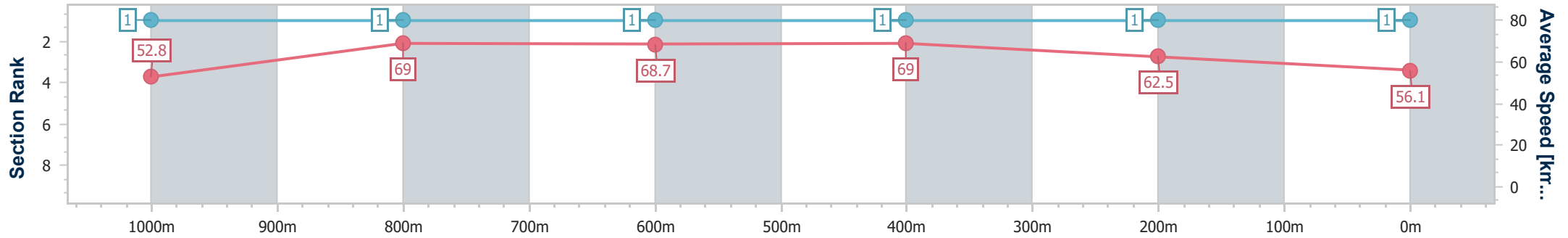
Aquis Park Gold Coast Poly QLD Professional
Race 6: SEA WORLD CRUISES BENCHMARK 65 Handicap - 1150m



03 August 2024 - 15:42

Track Rating: Synthetic, Weather: Fine, Rail Position: True

Section	Overall	1000m	800m	600m	400m	200m
Section Times	1:06.17 [1] (0:10.21)	0:55.96 [1] (0:10.49)	0:45.47 [1] (0:10.59)	0:34.88 [1] (0:10.43)	0:24.45 [1] (0:11.54)	0:12.91 [1] (0:12.91)
Average Speed [km/h]	52.8	69.0	68.7	69.0	62.5	56.1
Top Speed [km/h]	69.8	69.8	71.0	72.1	66.3	59.2
Avg. Dist. to Rail [m]	5.3	1.2	1.9	1.2	2.3	4.1
Avg. Stride Freq. [Hz]	2.4	2.5	2.5	2.5	2.4	2.2
Avg. Stride Length [m]	6.1	7.7	7.7	7.7	7.3	7.0



- [] Ranking at each section and finish
- .-.- No data available at this section
- NA No data available



Horse/Jockey Name	Noble Style
Final Rank	2
Fastest Section Time (Section)	0:10.45 (Overall)
Top Speed [km/h] (Section)	70.5 (1000m)
Race State	Finished



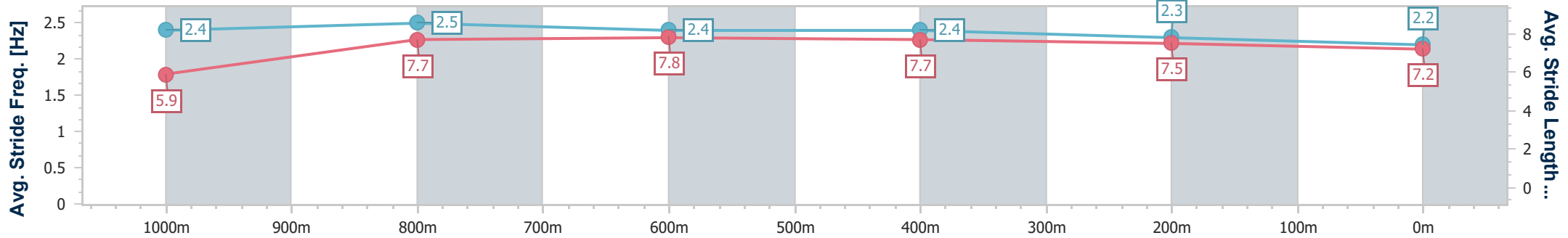
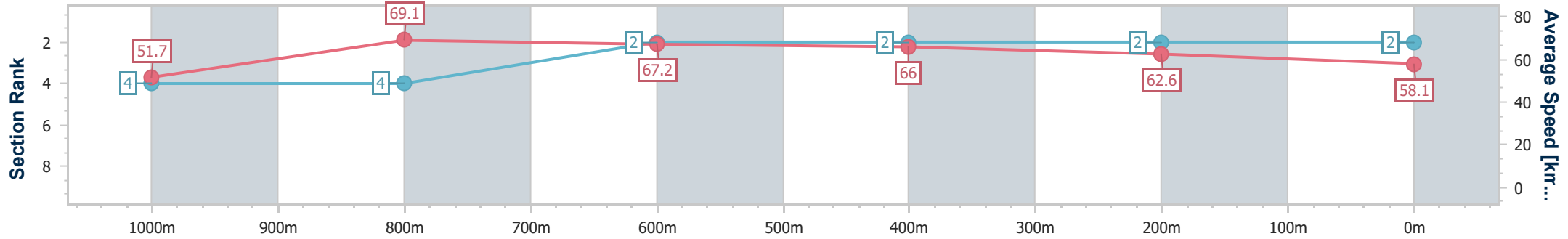
Aquis Park Gold Coast Poly QLD Professional
Race 6: SEA WORLD CRUISES BENCHMARK 65 Handicap - 1150m



03 August 2024 - 15:42

Track Rating: Synthetic, Weather: Fine, Rail Position: True

Section	Overall	1000m	800m	600m	400m	200m
Section Times	1:06.58 [2] (0:10.45)	0:56.13 [4] (0:10.47)	0:45.66 [4] (0:10.76)	0:34.90 [2] (0:10.94)	0:23.96 [2] (0:11.51)	0:12.45 [2] (0:12.45)
Average Speed [km/h]	51.7	69.1	67.2	66.0	62.6	58.1
Top Speed [km/h]	70.0	70.5	69.2	68.7	64.0	61.1
Avg. Dist. to Rail [m]	1.5	0.7	1.2	0.7	1.0	1.0
Avg. Stride Freq. [Hz]	2.4	2.5	2.4	2.4	2.3	2.2
Avg. Stride Length [m]	5.9	7.7	7.8	7.7	7.5	7.2



- [] Ranking at each section and finish
- .-.-.- No data available at this section
- NA No data available



Horse/Jockey Name	I Am Voodoo
Final Rank	3
Fastest Section Time (Section)	0:10.28 (1000m)
Top Speed [km/h] (Section)	71.1 (1000m)
Race State	Finished



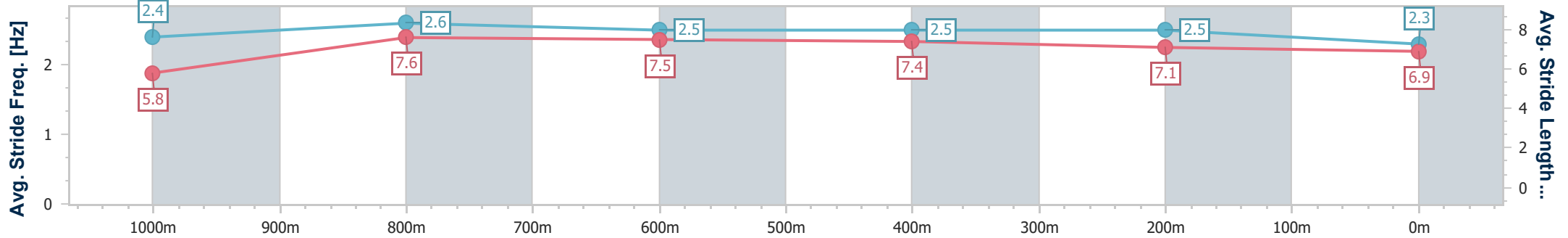
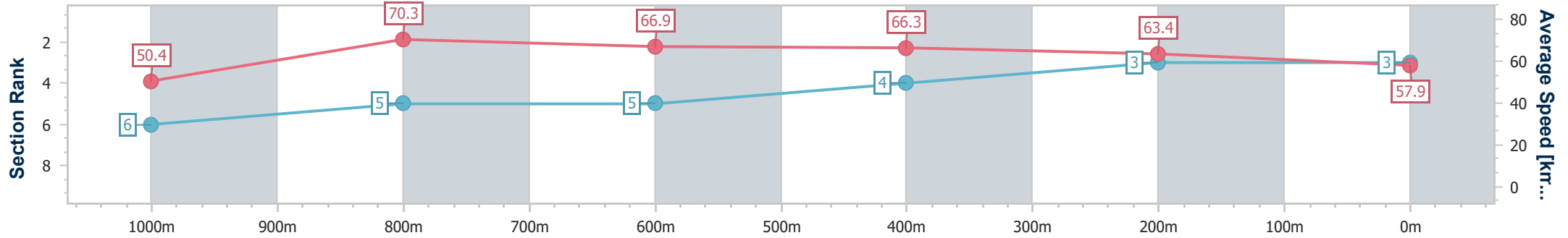
Aquis Park Gold Coast Poly QLD Professional
Race 6: SEA WORLD CRUISES BENCHMARK 65 Handicap - 1150m



03 August 2024 - 15:42

Track Rating: Synthetic, Weather: Fine, Rail Position: True

Section	Overall	1000m	800m	600m	400m	200m
Section Times	1:06.84 [3] (0:10.71)	0:56.13 [6] (0:10.28)	0:45.85 [5] (0:10.82)	0:35.03 [5] (0:11.08)	0:23.95 [4] (0:11.42)	0:12.53 [3] (0:12.53)
Average Speed [km/h]	50.4	70.3	66.9	66.3	63.4	57.9
Top Speed [km/h]	70.4	71.1	67.6	68.9	65.9	61.5
Avg. Dist. to Rail [m]	1.1	0.7	1.7	3.4	3.5	2.6
Avg. Stride Freq. [Hz]	2.4	2.6	2.5	2.5	2.5	2.3
Avg. Stride Length [m]	5.8	7.6	7.5	7.4	7.1	6.9



- [] Ranking at each section and finish
- .-.- No data available at this section
- NA No data available



Horse/Jockey Name	Ghost Hunter
Final Rank	4
Fastest Section Time (Section)	0:10.42 (Overall)
Top Speed [km/h] (Section)	70.7 (1000m)
Race State	Finished



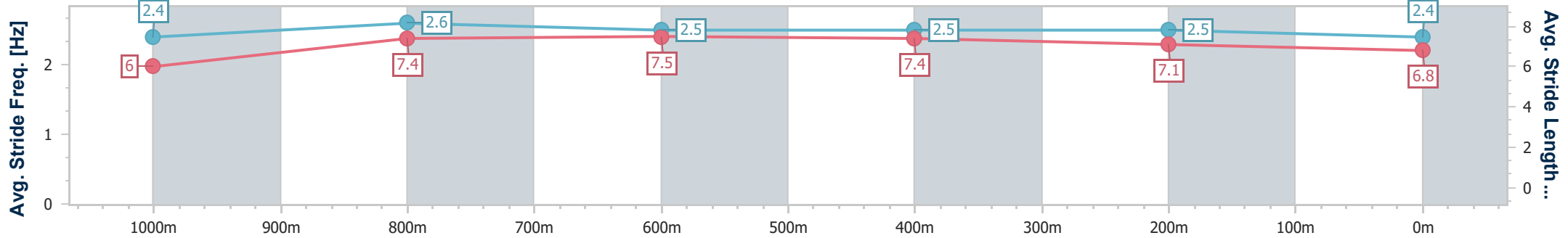
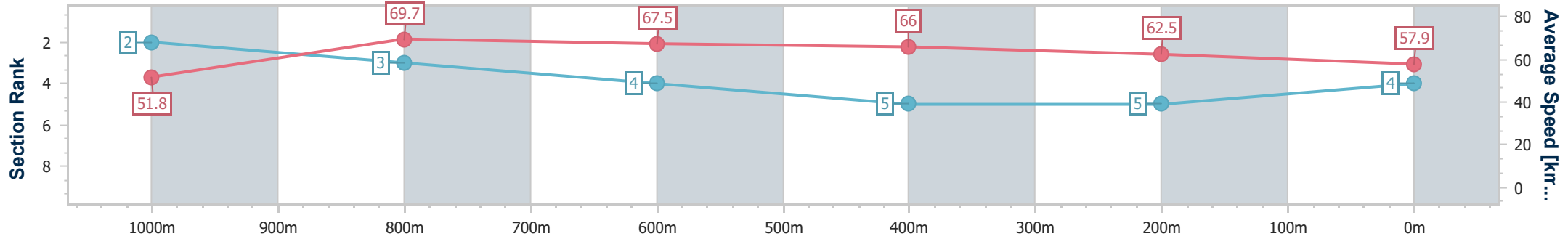
Aquis Park Gold Coast Poly QLD Professional
Race 6: SEA WORLD CRUISES BENCHMARK 65 Handicap - 1150m



03 August 2024 - 15:42

Track Rating: Synthetic, Weather: Fine, Rail Position: True

Section	Overall	1000m	800m	600m	400m	200m
Section Times	1:07.15 [4] (0:10.42)	0:56.73 [2] (0:10.44)	0:46.29 [3] (0:10.90)	0:35.39 [4] (0:11.22)	0:24.17 [5] (0:11.64)	0:12.53 [5] (0:12.53)
Average Speed [km/h]	51.8	69.7	67.5	66.0	62.5	57.9
Top Speed [km/h]	69.2	70.7	68.5	68.0	64.3	61.3
Avg. Dist. to Rail [m]	3.7	3.6	3.9	4.6	5.7	6.0
Avg. Stride Freq. [Hz]	2.4	2.6	2.5	2.5	2.5	2.4
Avg. Stride Length [m]	6.0	7.4	7.5	7.4	7.1	6.8



- [] Ranking at each section and finish
- .-.- No data available at this section
- NA No data available



Horse/Jockey Name	Bold Julius
Final Rank	5
Fastest Section Time (Section)	0:10.38 (1000m)
Top Speed [km/h] (Section)	70.3 (1000m)
Race State	Finished



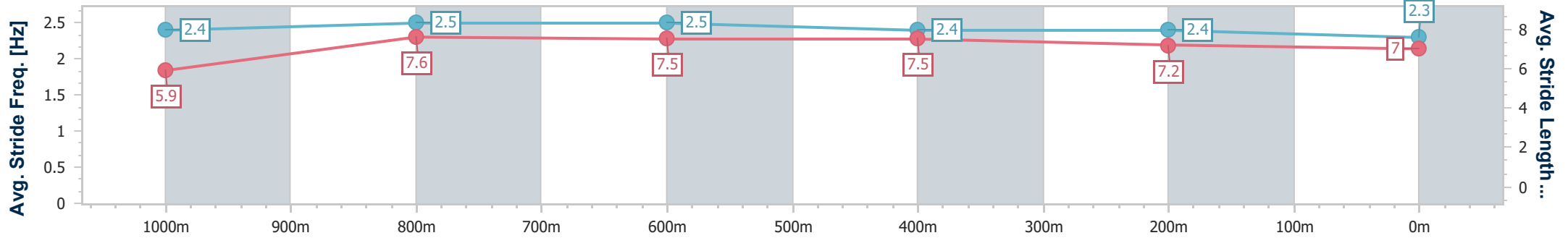
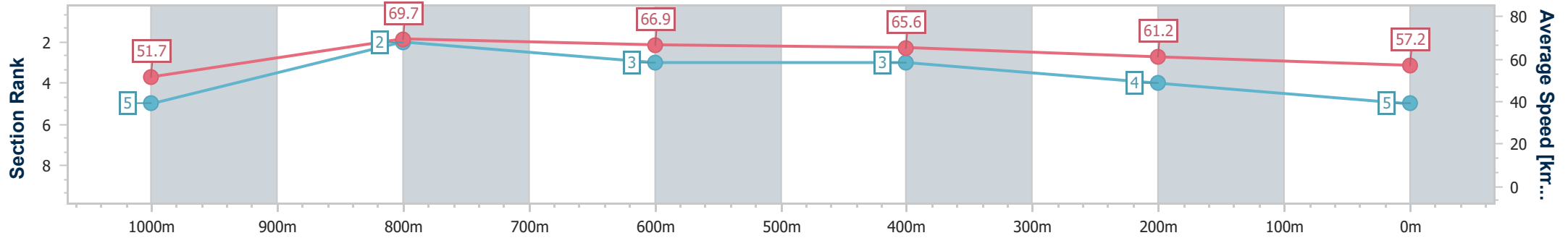
Aquis Park Gold Coast Poly QLD Professional
Race 6: SEA WORLD CRUISES BENCHMARK 65 Handicap - 1150m



03 August 2024 - 15:42

Track Rating: Synthetic, Weather: Fine, Rail Position: True

Section	Overall	1000m	800m	600m	400m	200m
Section Times	1:07.18 [5] (0:10.46)	0:56.72 [5] (0:10.38)	0:46.34 [2] (0:10.87)	0:35.47 [3] (0:11.02)	0:24.45 [3] (0:11.81)	0:12.64 [4] (0:12.64)
Average Speed [km/h]	51.7	69.7	66.9	65.6	61.2	57.2
Top Speed [km/h]	69.6	70.3	68.3	68.2	62.5	59.3
Avg. Dist. to Rail [m]	2.5	1.4	2.1	1.6	0.8	2.3
Avg. Stride Freq. [Hz]	2.4	2.5	2.5	2.4	2.4	2.3
Avg. Stride Length [m]	5.9	7.6	7.5	7.5	7.2	7.0



- [] Ranking at each section and finish
- .-.- No data available at this section
- NA No data available



Horse/Jockey Name	My Dog Diesel
Final Rank	6
Fastest Section Time (Section)	0:10.44 (Overall)
Top Speed [km/h] (Section)	70.2 (1000m)
Race State	Finished



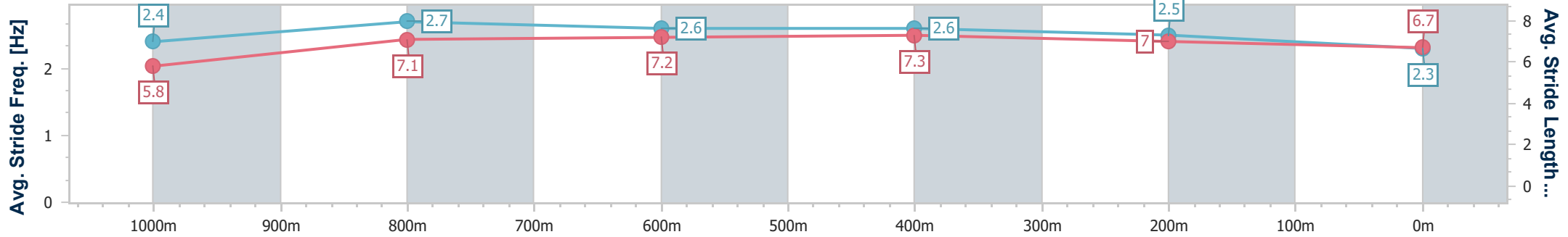
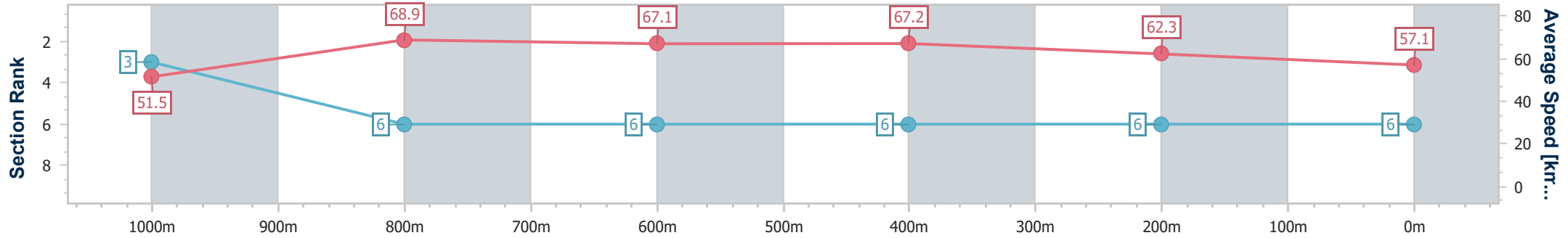
Aquis Park Gold Coast Poly QLD Professional
Race 6: SEA WORLD CRUISES BENCHMARK 65 Handicap - 1150m



03 August 2024 - 15:42

Track Rating: Synthetic, Weather: Fine, Rail Position: True

Section	Overall	1000m	800m	600m	400m	200m
Section Times	1:07.36 [6] (0:10.44)	0:56.92 [3] (0:10.64)	0:46.28 [6] (0:10.99)	0:35.29 [6] (0:10.97)	0:24.32 [6] (0:11.65)	0:12.67 [6] (0:12.67)
Average Speed [km/h]	51.5	68.9	67.1	67.2	62.3	57.1
Top Speed [km/h]	68.1	70.2	68.8	69.6	65.5	60.6
Avg. Dist. to Rail [m]	4.1	4.1	4.8	4.8	5.3	7.8
Avg. Stride Freq. [Hz]	2.4	2.7	2.6	2.6	2.5	2.3
Avg. Stride Length [m]	5.8	7.1	7.2	7.3	7.0	6.7



- [] Ranking at each section and finish
- .-.- No data available at this section
- NA No data available