



# Doomben QLD Professional

## Race 1: RACECOURSE VILLAGE BENCHMARK 78 Handicap - 2200m

03 August 2024 - 11:38



BRISBANE  
RACING CLUB

Track Rating: Soft 5, Weather: Fine, Rail Position: +4.5m Entire

Section		Overall	2000m	1800m	1600m	1400m	1200m	1000m	Last 600m				
Field Times		2:16.06 (0:14.46)	2:01.60 (0:11.53)	1:50.07 (0:12.05)	1:38.02 (0:12.41)	1:25.61 (0:12.76)	1:12.85 (0:12.51)	1:00.34 (0:12.33)	0:35.80				
Rank	TAB Horse/Jockey	Barrier	Top Speed [km/h]	Fastest Section									Distance Travelled [m]
1	11 <b>GLEN MASSEY</b> Karl Zechner	5	63.9	0:11.53	2:16.06 [1] (0:14.46)	2:01.60 [1] (0:11.53)	1:50.07 [1] (0:12.05)	1:38.02 [1] (0:12.41)	1:25.61 [1] (0:12.76)	1:12.85 [1] (0:12.51)	1:00.34 [1] (0:12.33)	0:35.80	
2	6 <b>REDWOOD SHADOW</b> Kyle Wilson-Taylor	7	63.9	0:11.53	2:16.16 [2] (0:15.20)	2:00.96 [8] (0:12.03)	1:48.93 [8] (0:12.37)	1:36.56 [8] (0:12.63)	1:23.93 [9] (0:12.56)	1:11.37 [9] (0:12.40)	0:58.97 [8] (0:12.27)	0:34.75	+2
3	5 <b>TAPPY'S LAD</b> Trudy Thornton	1	63.0	0:11.53	2:16.25 [3] (0:14.77)	2:01.48 [4] (0:11.99)	1:49.49 [5] (0:12.06)	1:37.43 [4] (0:12.52)	1:24.91 [4] (0:12.65)	1:12.26 [4] (0:12.37)	0:59.89 [4] (0:12.33)	0:35.45	-2
4	2 <b>SOUTHERN STOCK</b> Bailey Wheeler	2	63.8	0:11.51	2:16.28 [4] (0:14.88)	2:01.40 [5] (0:12.08)	1:49.32 [6] (0:12.22)	1:37.10 [6] (0:12.57)	1:24.53 [6] (0:12.62)	1:11.91 [6] (0:12.36)	0:59.55 [6] (0:12.29)	0:35.26	+3
5	10 <b>GUTS 'N' GLORY</b> Emily Lang	3	63.3	0:11.59	2:16.32 [5] (0:14.67)	2:01.65 [3] (0:12.00)	1:49.65 [4] (0:12.23)	1:37.42 [5] (0:12.50)	1:24.92 [5] (0:12.67)	1:12.25 [5] (0:12.45)	0:59.80 [5] (0:12.28)	0:35.45	+0
6	8 <b>TAVISTORM</b> Nikita Beriman	4	62.9	0:11.62	2:16.53 [6] (0:14.57)	2:01.96 [2] (0:11.82)	1:50.14 [2] (0:12.04)	1:38.10 [2] (0:12.43)	1:25.67 [3] (0:12.70)	1:12.97 [3] (0:12.50)	1:00.47 [3] (0:12.29)	0:35.96	-6
7	7 <b>INTUITU</b> Cejay Graham	10	63.8	0:11.52	2:16.60 [7] (0:15.33)	2:01.27 [9] (0:12.06)	1:49.21 [9] (0:12.27)	1:36.94 [9] (0:12.56)	1:24.38 [8] (0:12.50)	1:11.88 [8] (0:12.54)	0:59.34 [9] (0:12.24)	0:35.10	-3
8	9 <b>LIKEABEEL</b> Angela Jones	6	63.7	0:11.58	2:16.68 [8] (0:15.19)	2:01.49 [7] (0:11.91)	1:49.58 [7] (0:12.09)	1:37.49 [7] (0:12.62)	1:24.87 [7] (0:12.60)	1:12.27 [7] (0:12.44)	0:59.83 [7] (0:12.28)	0:35.51	+1
9	3 <b>COUP DE TONNERRE</b> Cody Collis	11	62.6	0:11.58	2:16.70 [9] (0:15.01)	2:01.69 [6] (0:11.58)	1:50.11 [3] (0:11.89)	1:38.22 [3] (0:12.36)	1:25.86 [2] (0:12.72)	1:13.14 [2] (0:12.40)	1:00.74 [2] (0:12.36)	0:36.17	+2

Scratched: Full Press (#4), Fortune (#1)

[ ] Ranking at each section and finish  
 -:-:- No data available at this section  
 NA No data available

SCN Saddle cloth number  
 DNF Did not finish  
 DNT Did not track



# Doomben QLD Professional

## Race 1: RACECOURSE VILLAGE BENCHMARK 78 Handicap - 2200m

03 August 2024 - 11:38



BRISBANE  
RACING CLUB

Track Rating: Soft 5, Weather: Fine, Rail Position: +4.5m Entire

Section				800m	600m	400m	200m	Last 600m		
Field Times				0:48.01 (0:12.21)	0:35.80 (0:12.06)	0:23.74 (0:11.60)	0:12.14 (0:12.14)	0:35.80		
Rank	TAB Horse/Jockey	Barrier	Top Speed [km/h]	Fastest Section					Margin	Distance Travelled [m]
1	11 <b>GLEN MASSEY</b> Karl Zechner	5	63.9 2000m	0:11.53 2000m	0:48.01 [1] (0:12.21)	0:35.80 [1] (0:12.06)	0:23.74 [1] (0:11.60)	0:12.14 [1] (0:12.14)	2:16.06	0:35.80
2	6 <b>REDWOOD SHADOW</b> Kyle Wilson-Taylor	7	63.9 200m	0:11.53 400m	0:46.70 [8] (0:11.95)	0:34.75 [8] (0:11.69)	0:23.06 [8] (0:11.53)	0:11.53 [8] (0:11.53)	0.56L	0:34.75 +2
3	5 <b>TAPPY'S LAD</b> Trudy Thornton	1	63.0 400m	0:11.53 400m	0:47.56 [4] (0:12.11)	0:35.45 [4] (0:11.98)	0:23.47 [5] (0:11.53)	0:11.94 [4] (0:11.94)	1.09L	0:35.45 -2
4	2 <b>SOUTHERN STOCK</b> Bailey Wheeler	2	63.8 400m	0:11.51 400m	0:47.26 [6] (0:12.00)	0:35.26 [6] (0:11.79)	0:23.47 [6] (0:11.51)	0:11.96 [5] (0:11.96)	1.26L	0:35.26 +3
5	10 <b>GUTS 'N' GLORY</b> Emily Lang	3	63.3 400m	0:11.59 400m	0:47.52 [5] (0:12.07)	0:35.45 [5] (0:11.85)	0:23.60 [3] (0:11.59)	0:12.01 [3] (0:12.01)	1.53L	0:35.45 +0
6	8 <b>TAVISTORM</b> Nikita Beriman	4	62.9 400m	0:11.62 400m	0:48.18 [3] (0:12.22)	0:35.96 [3] (0:12.05)	0:23.91 [2] (0:11.62)	0:12.29 [2] (0:12.29)	2.74L	0:35.96 -6
7	7 <b>INTUITU</b> Cejay Graham	10	63.8 200m	0:11.52 400m	0:47.10 [9] (0:12.00)	0:35.10 [9] (0:11.70)	0:23.40 [9] (0:11.52)	0:11.88 [9] (0:11.88)	3.16L	0:35.10 -3
8	9 <b>LIKEABEEL</b> Angela Jones	6	63.7 400m	0:11.58 400m	0:47.55 [7] (0:12.04)	0:35.51 [7] (0:11.86)	0:23.65 [7] (0:11.58)	0:12.07 [7] (0:12.07)	3.61L	0:35.51 +1
9	3 <b>COUP DE TONNERRE</b> Cody Collis	11	62.6 2000m	0:11.58 2000m	0:48.38 [2] (0:12.21)	0:36.17 [2] (0:12.19)	0:23.98 [4] (0:11.87)	0:12.11 [6] (0:12.11)	3.76L	0:36.17 +2

Scratched: Full Press (#4), Fortune (#1)

[ ] Ranking at each section and finish  
 -:-:- No data available at this section  
 NA No data available

SCN Saddle cloth number  
 DNF Did not finish  
 DNT Did not track



Horse/Jockey Name	Glen Massey
Final Rank	1
Fastest Section Time (Section)	0:11.53 (2000m)
Top Speed [km/h] (Section)	63.9 (2000m)
Race State	Finished

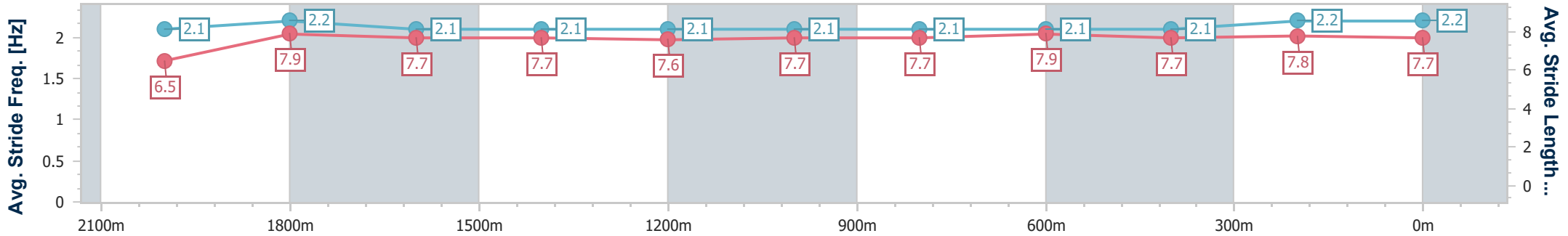
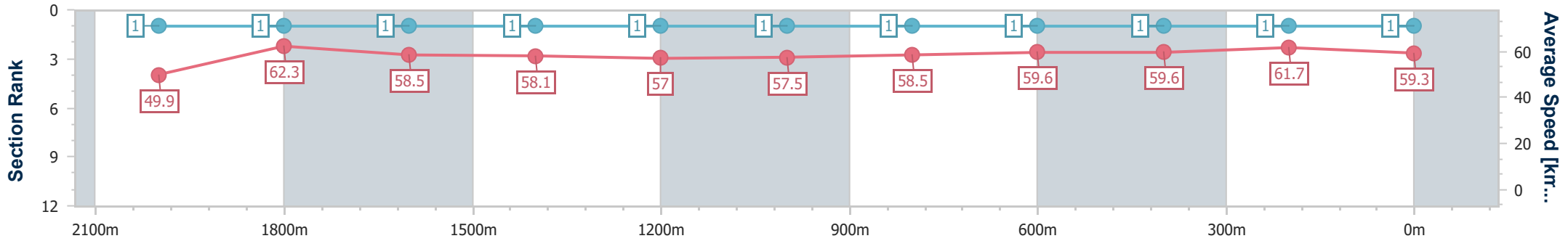


**Doomben QLD Professional**  
**Race 1: RACECOURSE VILLAGE BENCHMARK 78 Handicap - 2200m**  
 03 August 2024 - 11:38  
 Track Rating: Soft 5, Weather: Fine, Rail Position: +4.5m Entire



BRISBANE  
RACING CLUB

Section	Overall	2000m	1800m	1600m	1400m	1200m	1000m	800m	600m	400m	200m
Section Times	2:16.06 [1] (0:14.46)	2:01.60 [1] (0:11.53)	1:50.07 [1] (0:12.05)	1:38.02 [1] (0:12.41)	1:25.61 [1] (0:12.76)	1:12.85 [1] (0:12.51)	1:00.34 [1] (0:12.33)	0:48.01 [1] (0:12.21)	0:35.80 [1] (0:12.06)	0:23.74 [1] (0:11.60)	0:12.14 [1] (0:12.14)
Average Speed [km/h]	49.9	62.3	58.5	58.1	57.0	57.5	58.5	59.6	59.6	61.7	59.3
Top Speed [km/h]	63.9	63.9	61.2	58.3	57.7	58.0	59.8	59.9	60.3	62.9	61.6
Avg. Dist. to Rail [m]	4.4	0.6	3.3	1.1	1.6	2.1	1.6	1.3	0.8	0.9	0.8
Avg. Stride Freq. [Hz]	2.1	2.2	2.1	2.1	2.1	2.1	2.1	2.1	2.1	2.2	2.2
Avg. Stride Length [m]	6.5	7.9	7.7	7.7	7.6	7.7	7.7	7.9	7.7	7.8	7.7



- [ ] Ranking at each section and finish
- .-.- No data available at this section
- NA No data available



Horse/Jockey Name	Redwood Shadow
Final Rank	2
Fastest Section Time (Section)	0:11.53 (400m)
Top Speed [km/h] (Section)	63.9 (200m)
Race State	Finished

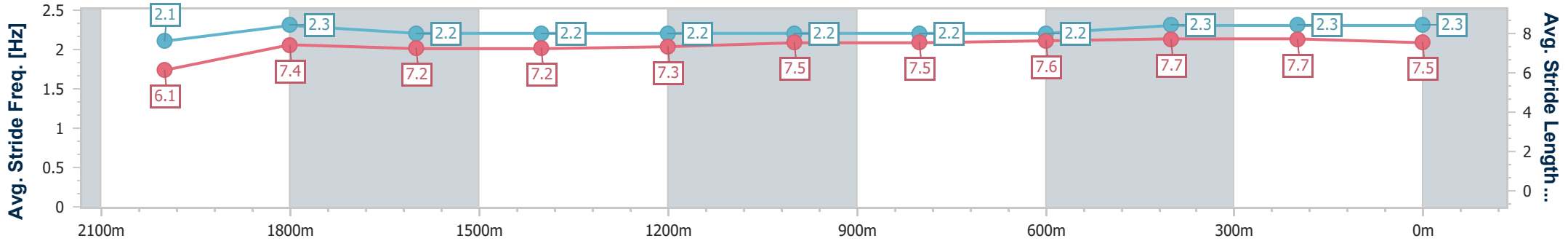
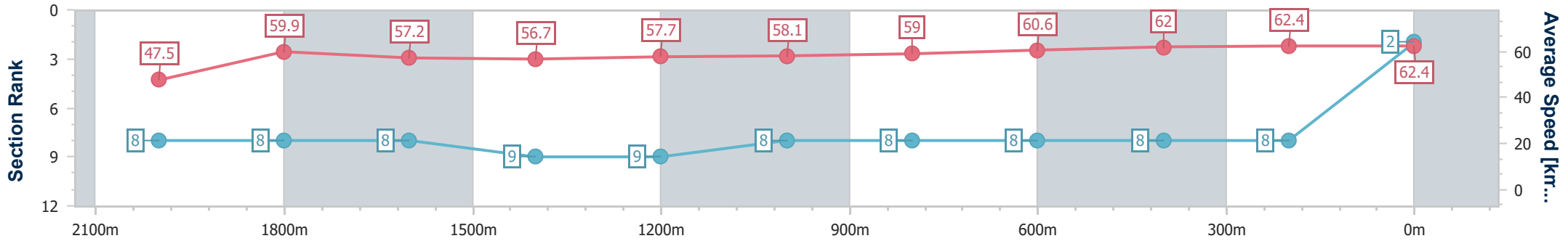


**Doomben QLD Professional**  
**Race 1: RACECOURSE VILLAGE BENCHMARK 78 Handicap - 2200m**  
 03 August 2024 - 11:38  
 Track Rating: Soft 5, Weather: Fine, Rail Position: +4.5m Entire



BRISBANE  
RACING CLUB

Section	Overall	2000m	1800m	1600m	1400m	1200m	1000m	800m	600m	400m	200m
Section Times	2:16.16 [2] (0:15.20)	2:00.96 [8] (0:12.03)	1:48.93 [8] (0:12.37)	1:36.56 [8] (0:12.63)	1:23.93 [9] (0:12.56)	1:11.37 [9] (0:12.40)	0:58.97 [8] (0:12.27)	0:46.70 [8] (0:11.95)	0:34.75 [8] (0:11.69)	0:23.06 [8] (0:11.53)	0:11.53 [8] (0:11.53)
Average Speed [km/h]	47.5	59.9	57.2	56.7	57.7	58.1	59.0	60.6	62.0	62.4	62.4
Top Speed [km/h]	60.1	61.4	58.9	57.8	59.5	58.9	60.9	62.4	63.2	63.7	63.9
Avg. Dist. to Rail [m]	3.9	1.8	2.9	0.8	1.1	1.5	1.2	1.8	1.2	1.2	3.8
Avg. Stride Freq. [Hz]	2.1	2.3	2.2	2.2	2.2	2.2	2.2	2.2	2.3	2.3	2.3
Avg. Stride Length [m]	6.1	7.4	7.2	7.2	7.3	7.5	7.5	7.6	7.7	7.7	7.5



- [ ] Ranking at each section and finish
- .-.- No data available at this section
- NA No data available



Horse/Jockey Name	Tappy's Lad
Final Rank	3
Fastest Section Time (Section)	0:11.53 (400m)
Top Speed [km/h] (Section)	63.0 (400m)
Race State	Finished

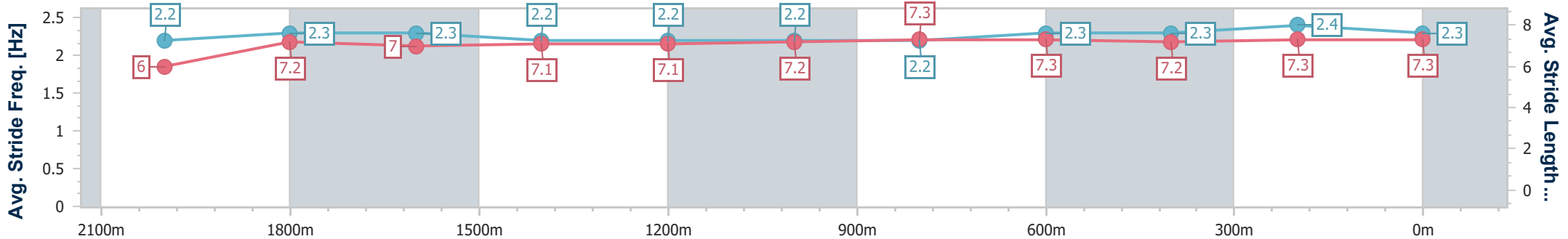
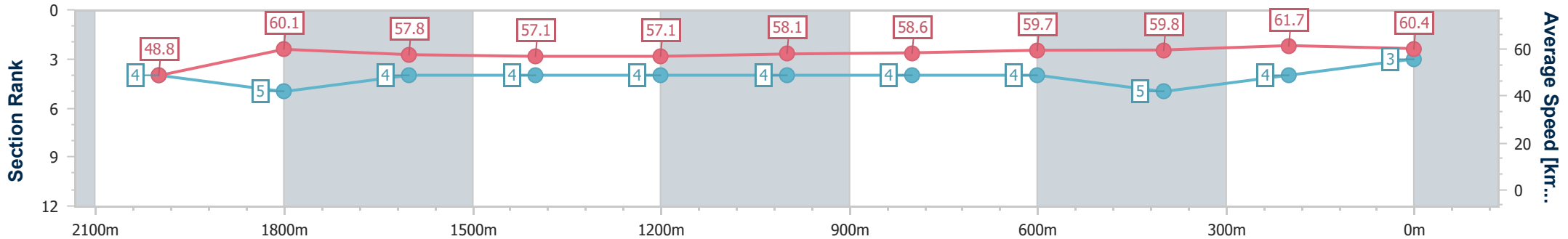


**Doomben QLD Professional**  
**Race 1: RACECOURSE VILLAGE BENCHMARK 78 Handicap - 2200m**  
 03 August 2024 - 11:38  
 Track Rating: Soft 5, Weather: Fine, Rail Position: +4.5m Entire



BRISBANE  
RACING CLUB

Section	Overall	2000m	1800m	1600m	1400m	1200m	1000m	800m	600m	400m	200m
Section Times	2:16.25 [3] (0:14.77)	2:01.48 [4] (0:11.99)	1:49.49 [5] (0:12.06)	1:37.43 [4] (0:12.52)	1:24.91 [4] (0:12.65)	1:12.26 [4] (0:12.37)	0:59.89 [4] (0:12.33)	0:47.56 [4] (0:12.11)	0:35.45 [4] (0:11.98)	0:23.47 [5] (0:11.53)	0:11.94 [4] (0:11.94)
Average Speed [km/h]	48.8	60.1	57.8	57.1	57.1	58.1	58.6	59.7	59.8	61.7	60.4
Top Speed [km/h]	61.1	61.0	60.6	57.4	57.8	58.8	59.4	61.1	60.9	63.0	62.1
Avg. Dist. to Rail [m]	2.1	3.6	5.1	2.5	0.8	1.6	1.4	0.5	1.2	3.5	2.2
Avg. Stride Freq. [Hz]	2.2	2.3	2.3	2.2	2.2	2.2	2.2	2.3	2.3	2.4	2.3
Avg. Stride Length [m]	6.0	7.2	7.0	7.1	7.1	7.2	7.3	7.3	7.2	7.3	7.3



- [ ] Ranking at each section and finish
- .-.- No data available at this section
- NA No data available



Horse/Jockey Name	Southern Stock
Final Rank	4
Fastest Section Time (Section)	0:11.51 (400m)
Top Speed [km/h] (Section)	63.8 (400m)
Race State	Finished



**Doomben QLD Professional**  
**Race 1: RACECOURSE VILLAGE BENCHMARK 78 Handicap - 2200m**

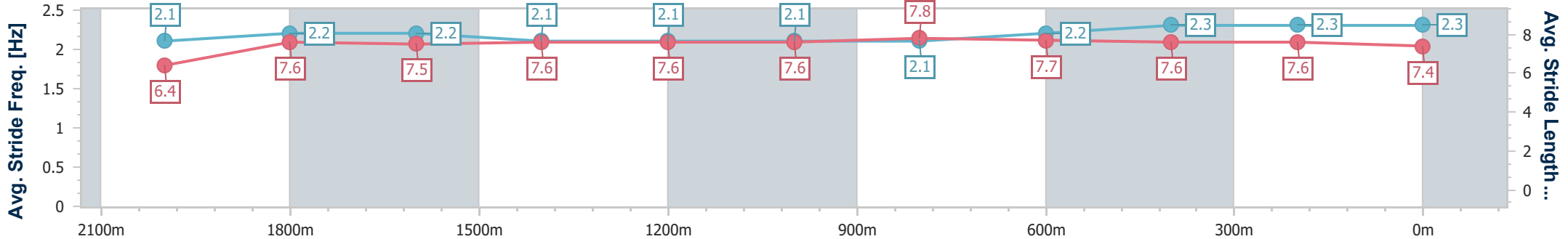
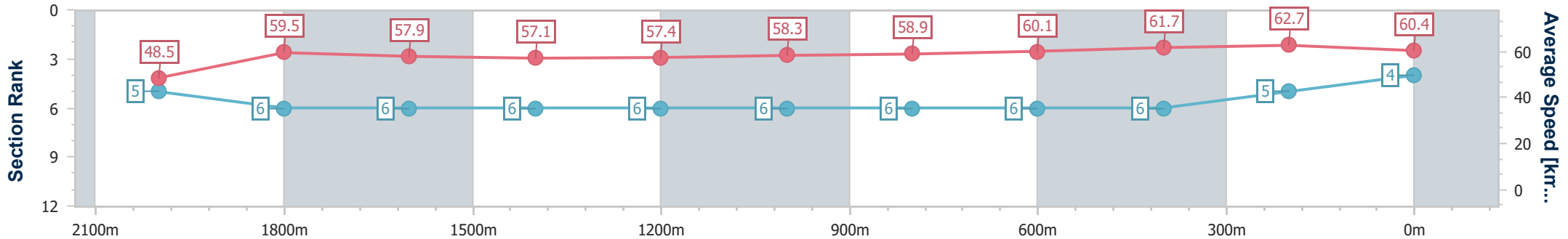
03 August 2024 - 11:38

Track Rating: Soft 5, Weather: Fine, Rail Position: +4.5m Entire



BRISBANE  
RACING CLUB

Section	Overall	2000m	1800m	1600m	1400m	1200m	1000m	800m	600m	400m	200m
Section Times	2:16.28 [4] (0:14.88)	2:01.40 [5] (0:12.08)	1:49.32 [6] (0:12.22)	1:37.10 [6] (0:12.57)	1:24.53 [6] (0:12.62)	1:11.91 [6] (0:12.36)	0:59.55 [6] (0:12.29)	0:47.26 [6] (0:12.00)	0:35.26 [6] (0:11.79)	0:23.47 [6] (0:11.51)	0:11.96 [5] (0:11.96)
Average Speed [km/h]	48.5	59.5	57.9	57.1	57.4	58.3	58.9	60.1	61.7	62.7	60.4
Top Speed [km/h]	61.3	60.9	60.6	57.9	58.9	60.2	59.6	62.1	63.0	63.8	62.7
Avg. Dist. to Rail [m]	1.5	1.4	2.7	1.5	1.4	1.6	1.2	1.0	1.3	3.1	4.2
Avg. Stride Freq. [Hz]	2.1	2.2	2.2	2.1	2.1	2.1	2.1	2.2	2.3	2.3	2.3
Avg. Stride Length [m]	6.4	7.6	7.5	7.6	7.6	7.6	7.8	7.7	7.6	7.6	7.4



- [ ] Ranking at each section and finish
- .-.- No data available at this section
- NA No data available



Horse/Jockey Name	Guts 'N' Glory
Final Rank	5
Fastest Section Time (Section)	0:11.59 (400m)
Top Speed [km/h] (Section)	63.3 (400m)
Race State	Finished



Doomben QLD Professional  
Race 1: RACECOURSE VILLAGE BENCHMARK 78 Handicap - 2200m

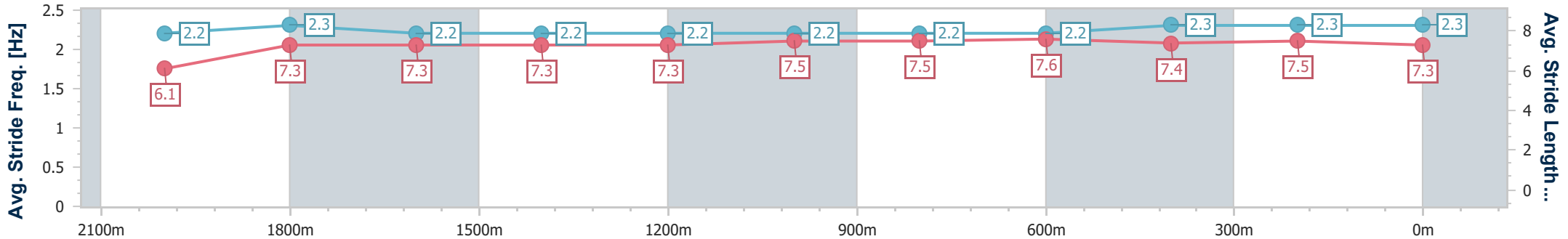
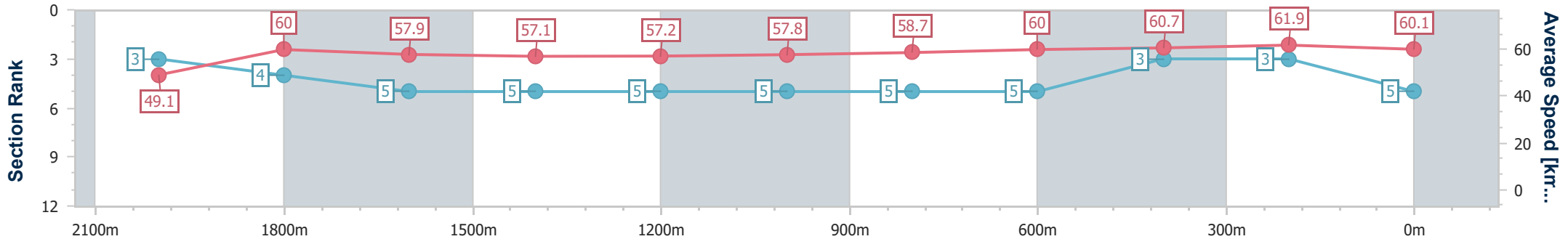
03 August 2024 - 11:38

Track Rating: Soft 5, Weather: Fine, Rail Position: +4.5m Entire



BRISBANE RACING CLUB

Section	Overall	2000m	1800m	1600m	1400m	1200m	1000m	800m	600m	400m	200m
Section Times	2:16.32 [5] (0:14.67)	2:01.65 [3] (0:12.00)	1:49.65 [4] (0:12.23)	1:37.42 [5] (0:12.50)	1:24.92 [5] (0:12.67)	1:12.25 [5] (0:12.45)	0:59.80 [5] (0:12.28)	0:47.52 [5] (0:12.07)	0:35.45 [5] (0:11.85)	0:23.60 [3] (0:11.59)	0:12.01 [3] (0:12.01)
Average Speed [km/h]	49.1	60.0	57.9	57.1	57.2	57.8	58.7	60.0	60.7	61.9	60.1
Top Speed [km/h]	61.0	60.5	60.5	57.9	58.0	59.0	60.0	60.9	62.6	63.3	62.0
Avg. Dist. to Rail [m]	2.1	1.4	2.3	1.9	0.8	2.0	1.8	0.6	0.5	1.1	2.8
Avg. Stride Freq. [Hz]	2.2	2.3	2.2	2.2	2.2	2.2	2.2	2.2	2.3	2.3	2.3
Avg. Stride Length [m]	6.1	7.3	7.3	7.3	7.3	7.5	7.5	7.6	7.4	7.5	7.3



- [ ] Ranking at each section and finish
- .-.- No data available at this section
- NA No data available



Horse/Jockey Name	Tavistorm
Final Rank	6
Fastest Section Time (Section)	0:11.62 (400m)
Top Speed [km/h] (Section)	62.9 (400m)
Race State	Finished



Doomben QLD Professional  
Race 1: RACECOURSE VILLAGE BENCHMARK 78 Handicap - 2200m

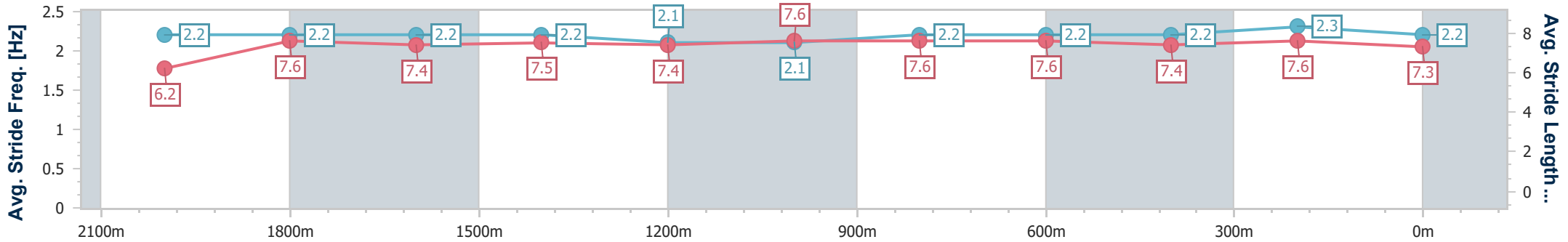
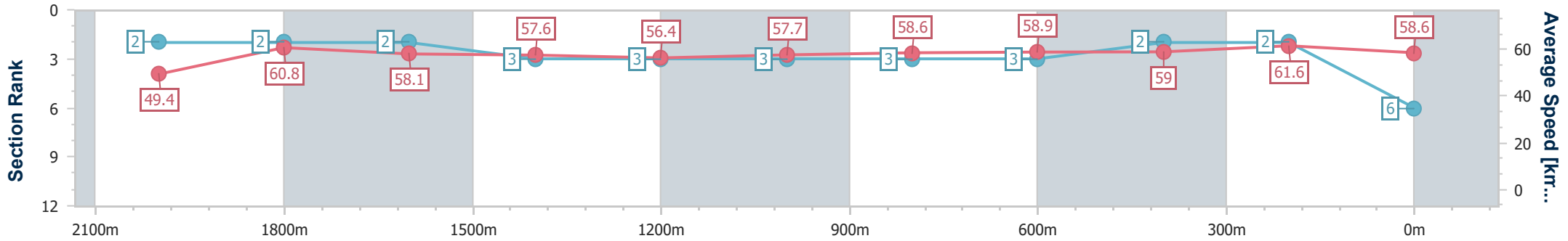
03 August 2024 - 11:38

Track Rating: Soft 5, Weather: Fine, Rail Position: +4.5m Entire



BRISBANE RACING CLUB

Section	Overall	2000m	1800m	1600m	1400m	1200m	1000m	800m	600m	400m	200m
Section Times	2:16.53 [6] (0:14.57)	2:01.96 [2] (0:11.82)	1:50.14 [2] (0:12.04)	1:38.10 [2] (0:12.43)	1:25.67 [3] (0:12.70)	1:12.97 [3] (0:12.50)	1:00.47 [3] (0:12.29)	0:48.18 [3] (0:12.22)	0:35.96 [3] (0:12.05)	0:23.91 [2] (0:11.62)	0:12.29 [2] (0:12.29)
Average Speed [km/h]	49.4	60.8	58.1	57.6	56.4	57.7	58.6	58.9	59.0	61.6	58.6
Top Speed [km/h]	62.9	62.9	60.0	59.0	57.7	58.6	60.4	60.6	60.1	62.9	60.6
Avg. Dist. to Rail [m]	2.8	2.6	5.1	1.7	0.9	0.3	0.9	0.2	2.1	2.2	1.5
Avg. Stride Freq. [Hz]	2.2	2.2	2.2	2.2	2.1	2.1	2.2	2.2	2.2	2.3	2.2
Avg. Stride Length [m]	6.2	7.6	7.4	7.5	7.4	7.6	7.6	7.6	7.4	7.6	7.3



- [ ] Ranking at each section and finish
- .-.- No data available at this section
- NA No data available





Horse/Jockey Name	Intuitu
Final Rank	7
Fastest Section Time (Section)	0:11.52 (400m)
Top Speed [km/h] (Section)	63.8 (200m)
Race State	Finished

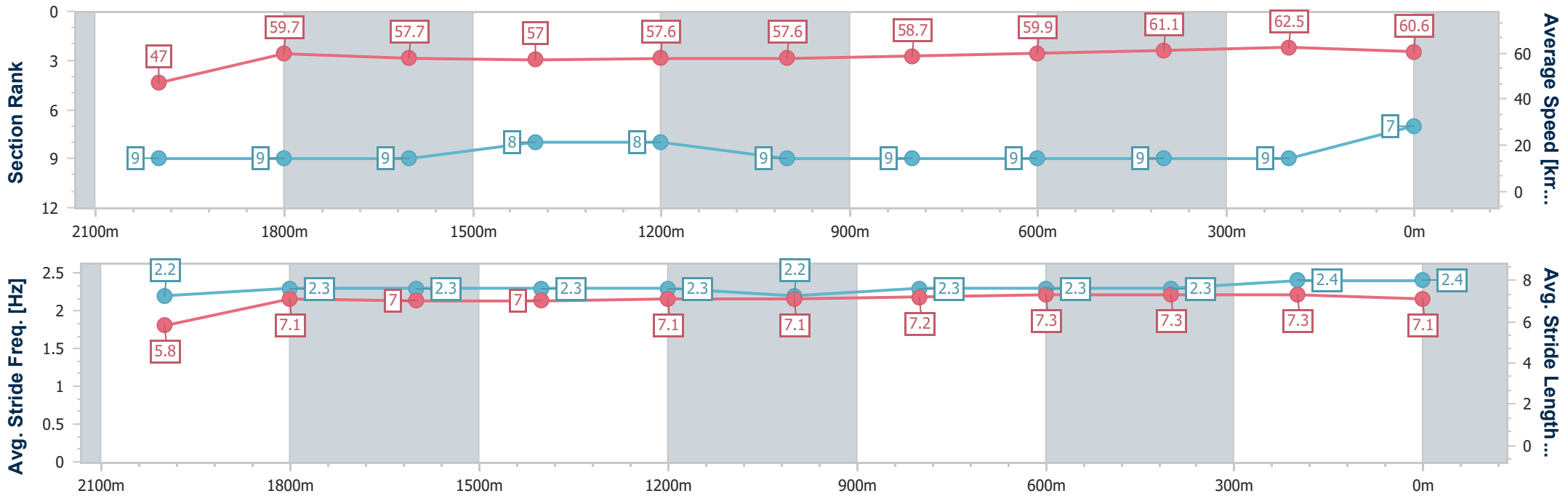


**Doomben QLD Professional**  
**Race 1: RACECOURSE VILLAGE BENCHMARK 78 Handicap - 2200m**  
 03 August 2024 - 11:38  
 Track Rating: Soft 5, Weather: Fine, Rail Position: +4.5m Entire



BRISBANE  
RACING CLUB

Section	Overall	2000m	1800m	1600m	1400m	1200m	1000m	800m	600m	400m	200m
Section Times	2:16.60 [7] (0:15.33)	2:01.27 [9] (0:12.06)	1:49.21 [9] (0:12.27)	1:36.94 [9] (0:12.56)	1:24.38 [8] (0:12.50)	1:11.88 [8] (0:12.54)	0:59.34 [9] (0:12.24)	0:47.10 [9] (0:12.00)	0:35.10 [9] (0:11.70)	0:23.40 [9] (0:11.52)	0:11.88 [9] (0:11.88)
Average Speed [km/h]	47.0	59.7	57.7	57.0	57.6	57.6	58.7	59.9	61.1	62.5	60.6
Top Speed [km/h]	59.4	61.5	58.6	57.5	58.8	58.7	59.7	61.0	62.1	63.7	63.8
Avg. Dist. to Rail [m]	4.5	1.5	3.2	1.4	0.2	0.7	0.9	0.4	1.2	1.7	4.4
Avg. Stride Freq. [Hz]	2.2	2.3	2.3	2.3	2.3	2.2	2.3	2.3	2.3	2.4	2.4
Avg. Stride Length [m]	5.8	7.1	7.0	7.0	7.1	7.1	7.2	7.3	7.3	7.3	7.1



- [ ] Ranking at each section and finish
- .-.- No data available at this section
- NA No data available



Horse/Jockey Name	Likeabeel
Final Rank	8
Fastest Section Time (Section)	0:11.58 (400m)
Top Speed [km/h] (Section)	63.7 (400m)
Race State	Finished

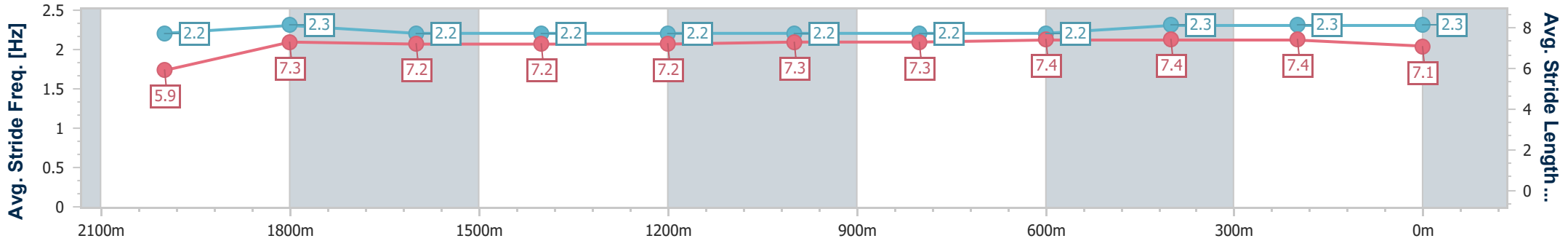
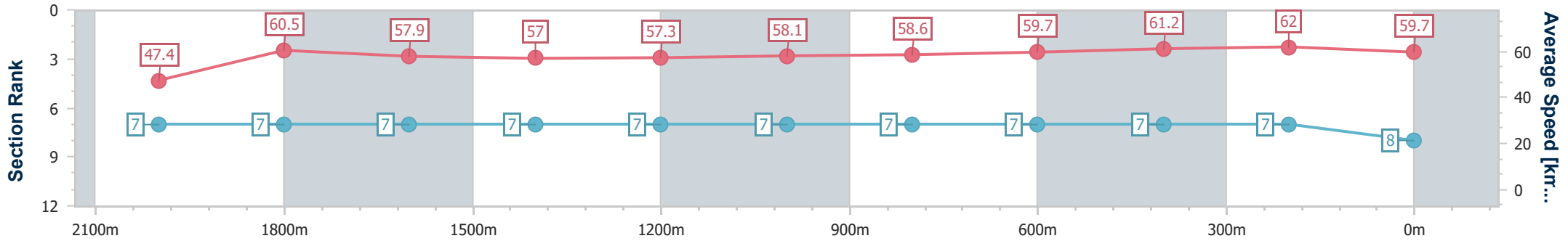


**Doomben QLD Professional**  
**Race 1: RACECOURSE VILLAGE BENCHMARK 78 Handicap - 2200m**  
 03 August 2024 - 11:38  
 Track Rating: Soft 5, Weather: Fine, Rail Position: +4.5m Entire



BRISBANE  
RACING CLUB

Section	Overall	2000m	1800m	1600m	1400m	1200m	1000m	800m	600m	400m	200m
Section Times	2:16.68 [8] (0:15.19)	2:01.49 [7] (0:11.91)	1:49.58 [7] (0:12.09)	1:37.49 [7] (0:12.62)	1:24.87 [7] (0:12.60)	1:12.27 [7] (0:12.44)	0:59.83 [7] (0:12.28)	0:47.55 [7] (0:12.04)	0:35.51 [7] (0:11.86)	0:23.65 [7] (0:11.58)	0:12.07 [7] (0:12.07)
Average Speed [km/h]	47.4	60.5	57.9	57.0	57.3	58.1	58.6	59.7	61.2	62.0	59.7
Top Speed [km/h]	61.1	61.3	60.0	57.6	58.6	58.7	59.1	60.8	61.9	63.7	62.0
Avg. Dist. to Rail [m]	3.6	4.3	4.7	0.9	1.0	1.1	0.8	0.3	0.3	0.9	0.4
Avg. Stride Freq. [Hz]	2.2	2.3	2.2	2.2	2.2	2.2	2.2	2.2	2.3	2.3	2.3
Avg. Stride Length [m]	5.9	7.3	7.2	7.2	7.2	7.3	7.3	7.4	7.4	7.4	7.1



- [ ] Ranking at each section and finish
- .-.- No data available at this section
- NA No data available



Horse/Jockey Name	Coup De Tonnerre
Final Rank	9
Fastest Section Time (Section)	0:11.58 (2000m)
Top Speed [km/h] (Section)	62.6 (2000m)
Race State	Finished

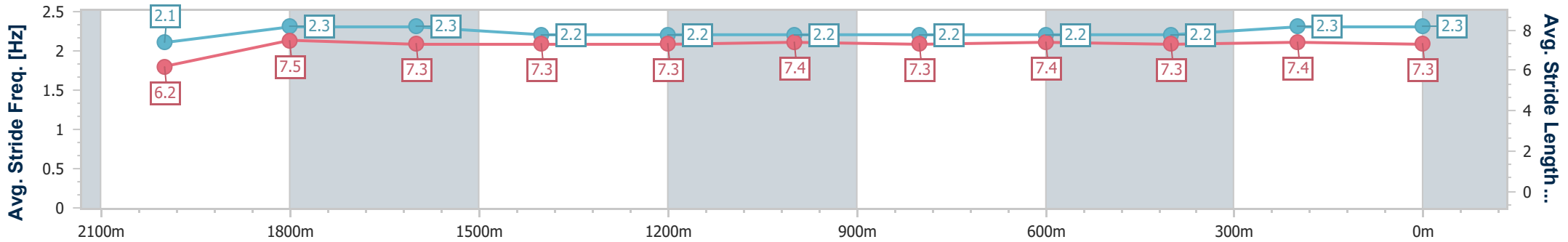
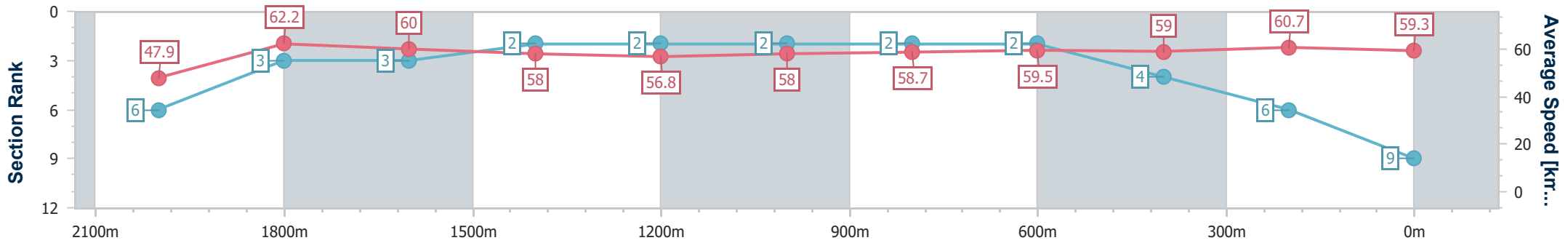


**Doomben QLD Professional**  
**Race 1: RACECOURSE VILLAGE BENCHMARK 78 Handicap - 2200m**  
 03 August 2024 - 11:38  
 Track Rating: Soft 5, Weather: Fine, Rail Position: +4.5m Entire



BRISBANE  
RACING CLUB

Section	Overall	2000m	1800m	1600m	1400m	1200m	1000m	800m	600m	400m	200m
Section Times	2:16.70 [9] (0:15.01)	2:01.69 [6] (0:11.58)	1:50.11 [3] (0:11.89)	1:38.22 [3] (0:12.36)	1:25.86 [2] (0:12.72)	1:13.14 [2] (0:12.40)	1:00.74 [2] (0:12.36)	0:48.38 [2] (0:12.21)	0:36.17 [2] (0:12.19)	0:23.98 [4] (0:11.87)	0:12.11 [6] (0:12.11)
Average Speed [km/h]	47.9	62.2	60.0	58.0	56.8	58.0	58.7	59.5	59.0	60.7	59.3
Top Speed [km/h]	61.9	62.6	62.2	59.3	57.7	58.9	60.6	61.0	60.4	61.6	60.9
Avg. Dist. to Rail [m]	7.2	1.6	1.6	0.8	0.7	2.1	2.5	2.0	1.2	0.7	1.9
Avg. Stride Freq. [Hz]	2.1	2.3	2.3	2.2	2.2	2.2	2.2	2.2	2.2	2.3	2.3
Avg. Stride Length [m]	6.2	7.5	7.3	7.3	7.3	7.4	7.3	7.4	7.3	7.4	7.3



- [ ] Ranking at each section and finish
- .-.- No data available at this section
- NA No data available