



# Doomben QLD Professional

## Race 5: CASCADE BENCHMARK 68 Handicap - 1630m

03 August 2024 - 13:59



BRISBANE  
RACING CLUB

Track Rating: Soft 5, Weather: Fine, Rail Position: +4.5m Entire

Section		Overall	1400m	1200m	1000m	800m	600m	400m	Last 600m				
Field Times		1:37.62 (0:15.79)	1:21.83 (0:11.61)	1:10.22 (0:11.61)	0:58.61 (0:11.70)	0:46.91 (0:11.75)	0:35.16 (0:11.70)	0:23.46 (0:11.69)	0:35.16				
Rank	TAB Horse/Jockey	Barrier	Top Speed [km/h]	Fastest Section									Distance Travelled [m]
1	12 SUPER CHILLED James Orman	17	66.6 400m	0:11.08 400m	1:37.62 [1] (0:16.93)	1:20.69 [11] (0:11.78)	1:08.91 [11] (0:11.66)	0:57.25 [11] (0:11.60)	0:45.65 [11] (0:11.57)	0:34.08 [11] (0:11.54)	0:22.54 [11] (0:11.08)	0:34.08	
2	6 VICTORY WIN Ryan Maloney	11	65.7 400m	0:11.21 400m	1:37.74 [2] (0:16.51)	1:21.23 [7] (0:11.87)	1:09.36 [9] (0:11.58)	0:57.78 [9] (0:11.65)	0:46.13 [9] (0:11.56)	0:34.57 [8] (0:11.63)	0:22.94 [8] (0:11.21)	0:34.57	+7
3	7 TANNENBURG Michael Rodd	14	65.3 600m	0:11.32 400m	1:37.76 [3] (0:16.73)	1:21.03 [9] (0:11.68)	1:09.35 [10] (0:11.69)	0:57.66 [10] (0:11.69)	0:45.97 [10] (0:11.72)	0:34.25 [10] (0:11.39)	0:22.86 [9] (0:11.32)	0:34.25	+10
4	13 DIANA'S AFFAIR Adin Thompson	4	63.8 400m	0:11.52 600m	1:37.85 [4] (0:16.05)	1:21.80 [3] (0:11.85)	1:09.95 [4] (0:11.59)	0:58.36 [4] (0:11.70)	0:46.66 [4] (0:11.62)	0:35.04 [3] (0:11.52)	0:23.52 [3] (0:11.58)	0:35.04	-3
5	3 SPILL THE SECRET Emily Lang	5	63.9 Overall	0:11.52 400m	1:38.18 [5] (0:16.07)	1:22.11 [4] (0:11.70)	1:10.41 [3] (0:11.71)	0:58.70 [3] (0:11.67)	0:47.03 [3] (0:11.67)	0:35.36 [4] (0:11.58)	0:23.78 [4] (0:11.52)	0:35.36	-1
6	15 EXPRESS PAYMENT Bailey Wheeler	2	66.4 Overall	0:11.59 1200m	1:38.59 [6] (0:15.79)	1:22.80 [1] (0:11.71)	1:11.09 [2] (0:11.59)	0:59.50 [2] (0:11.65)	0:47.85 [2] (0:11.73)	0:36.12 [2] (0:11.69)	0:24.43 [2] (0:11.69)	0:36.12	-4
7	4 PERSEVERE Melea Castle	7	63.7 400m	0:11.49 400m	1:38.63 [7] (0:16.23)	1:22.40 [6] (0:11.72)	1:10.68 [5] (0:11.70)	0:58.98 [6] (0:11.66)	0:47.32 [6] (0:11.74)	0:35.58 [6] (0:11.66)	0:23.92 [7] (0:11.49)	0:35.58	+0
8	10 KALUMBURU Angela Jones	16	64.8 1000m	0:11.36 400m	1:38.81 [8] (0:16.76)	1:22.05 [10] (0:11.55)	1:10.50 [8] (0:11.55)	0:58.95 [8] (0:11.65)	0:47.30 [7] (0:11.63)	0:35.67 [7] (0:11.54)	0:24.13 [5] (0:11.36)	0:35.67	-4
9	9 TAKUNAI Rikki Jamieson	8	63.5 1400m	0:11.54 1200m	1:39.11 [9] (0:16.58)	1:22.53 [8] (0:11.71)	1:10.82 [7] (0:11.54)	0:59.28 [7] (0:11.70)	0:47.58 [8] (0:11.72)	0:35.86 [9] (0:11.81)	0:24.05 [10] (0:11.65)	0:35.86	+3
10	1 LE HEROS Cody Collis	3	64.8 Overall	0:11.58 1400m	1:39.13 [10] (0:15.82)	1:23.31 [2] (0:11.58)	1:11.73 [1] (0:11.61)	1:00.12 [1] (0:11.70)	0:48.42 [1] (0:11.75)	0:36.67 [1] (0:11.70)	0:24.97 [1] (0:11.84)	0:36.67	+1

Scratched: The Catch (#2), Smytzer (#5), Singer Sargent (#17), Nickelback (#16), Imperial Hilton (#8), Perovic (#11)

[ ] Ranking at each section and finish  
 -:-:- No data available at this section  
 NA No data available

SCN Saddle cloth number  
 DNF Did not finish  
 DNT Did not track



# Doomben QLD Professional

## Race 5: CASCADE BENCHMARK 68 Handicap - 1630m

03 August 2024 - 13:59



BRISBANE  
RACING CLUB

Track Rating: Soft 5, Weather: Fine, Rail Position: +4.5m Entire

Section	Overall	1400m	1200m	1000m	800m	600m	400m	Last 600m
Field Times	1:37.62 (0:15.79)	1:21.83 (0:11.61)	1:10.22 (0:11.61)	0:58.61 (0:11.70)	0:46.91 (0:11.75)	0:35.16 (0:11.70)	0:23.46 (0:11.69)	0:35.16

Rank	TAB	Horse/Jockey	Barrier	Top Speed [km/h]	Fastest Section	Overall	1400m	1200m	1000m	800m	600m	400m	Last 600m	Distance Travelled [m]
11	14	POUTCHEK	13	63.9	0:11.38	1:39.60 [11]	1:23.50 [5]	1:11.47 [6]	1:00.09 [5]	0:48.31 [5]	0:36.62 [5]	0:24.90 [6]	0:36.62	+7
		Cejay Graham		1200m	1200m	(0:16.10)	(0:12.03)	(0:11.38)	(0:11.78)	(0:11.69)	(0:11.72)	(0:11.74)		

Scratched: The Catch (#2), Smytzer (#5), Singer Sargent (#17), Nickelback (#16), Imperial Hilton (#8), Perovic (#11)

[ ] Ranking at each section and finish  
 -:-:- No data available at this section  
 NA No data available

SCN Saddle cloth number  
 DNF Did not finish  
 DNT Did not track



# Doomben QLD Professional

## Race 5: CASCADE BENCHMARK 68 Handicap - 1630m

03 August 2024 - 13:59



BRISBANE  
RACING CLUB

Track Rating: Soft 5, Weather: Fine, Rail Position: +4.5m Entire

Section				200m				Last 600m	
Field Times				0:11.77 (0:11.77)				0:35.16	
Rank	TAB	Horse/Jockey	Barrier	Top Speed [km/h]	Fastest Section	Margin			Distance Travelled [m]
1	12	<b>SUPER CHILLED</b> James Orman	17	66.6 400m	0:11.08 400m	0:11.46 [7] (0:11.46)	1:37.62		0:34.08
2	6	<b>VICTORY WIN</b> Ryan Maloney	11	65.7 400m	0:11.21 400m	0:11.73 [5] (0:11.73)	0.74L		0:34.57 +7
3	7	<b>TANNENBURG</b> Michael Rodd	14	65.3 600m	0:11.32 400m	0:11.54 [9] (0:11.54)	0.84L		0:34.25 +10
4	13	<b>DIANA'S AFFAIR</b> Adin Thompson	4	63.8 400m	0:11.52 600m	0:11.94 [2] (0:11.94)	1.4L		0:35.04 -3
5	3	<b>SPELL THE SECRET</b> Emily Lang	5	63.9 Overall	0:11.52 400m	0:12.26 [3] (0:12.26)	3.34L		0:35.36 -1
6	15	<b>EXPRESS PAYMENT</b> Bailey Wheeler	2	66.4 Overall	0:11.59 1200m	0:12.74 [1] (0:12.74)	5.72L		0:36.12 -4
7	4	<b>PERSEVERE</b> Melea Castle	7	63.7 400m	0:11.49 400m	0:12.43 [8] (0:12.43)	5.97L		0:35.58 +0
8	10	<b>KALUMBURU</b> Angela Jones	16	64.8 1000m	0:11.36 400m	0:12.77 [6] (0:12.77)	7.01L		0:35.67 -4
9	9	<b>TAKUNAI</b> Rikki Jamieson	8	63.5 1400m	0:11.54 1200m	0:12.40 [11] (0:12.40)	8.81L		0:35.86 +3
10	1	<b>LE HEROS</b> Cody Collis	3	64.8 Overall	0:11.58 1400m	0:13.13 [4] (0:13.13)	8.93L		0:36.67 +1

Scratched: The Catch (#2), Smytzer (#5), Singer Sargent (#17), Nickelback (#16), Imperial Hilton (#8), Perovic (#11)

[ ] Ranking at each section and finish  
 -:-:- No data available at this section  
 NA No data available

SCN Saddle cloth number  
 DNF Did not finish  
 DNT Did not track



# Doomben QLD Professional

## Race 5: CASCADE BENCHMARK 68 Handicap - 1630m

03 August 2024 - 13:59



BRISBANE  
RACING CLUB

Track Rating: Soft 5, Weather: Fine, Rail Position: +4.5m Entire

Section				200m				Last 600m		
Field Times				0:11.77 (0:11.77)				0:35.16		
Rank	TAB	Horse/Jockey	Barrier	Top Speed [km/h]	Fastest Section	Margin			Distance Travelled [m]	
11	14	POUTCHEK	13	63.9	0:11.38	0:13.16 [10]	11.68L		0:36.62	+7
		Cejay Graham		1200m	1200m	(0:13.16)				

Scratched: The Catch (#2), Smytzer (#5), Singer Sargent (#17), Nickelback (#16), Imperial Hilton (#8), Perovic (#11)

[ ] Ranking at each section and finish  
 -:-:- No data available at this section  
 NA No data available

SCN Saddle cloth number  
 DNF Did not finish  
 DNT Did not track



Horse/Jockey Name	Super Chilled
Final Rank	1
Fastest Section Time (Section)	0:11.08 (400m)
Top Speed [km/h] (Section)	66.6 (400m)
Race State	Finished



Doomben QLD Professional

Race 5: CASCADE BENCHMARK 68 Handicap - 1630m

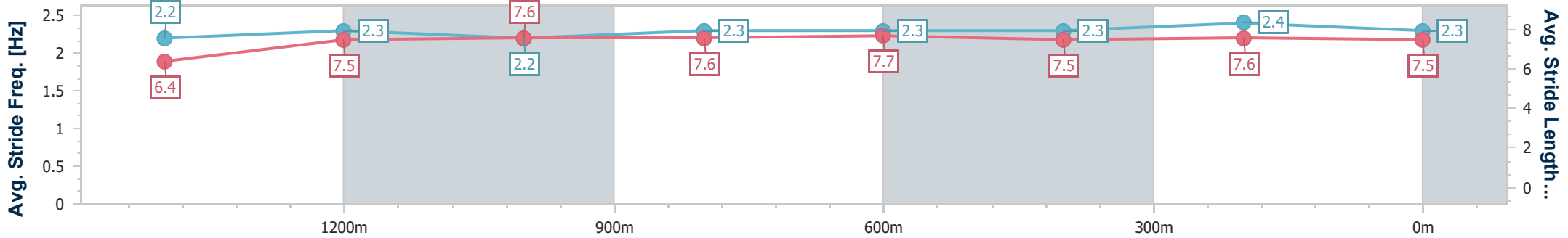
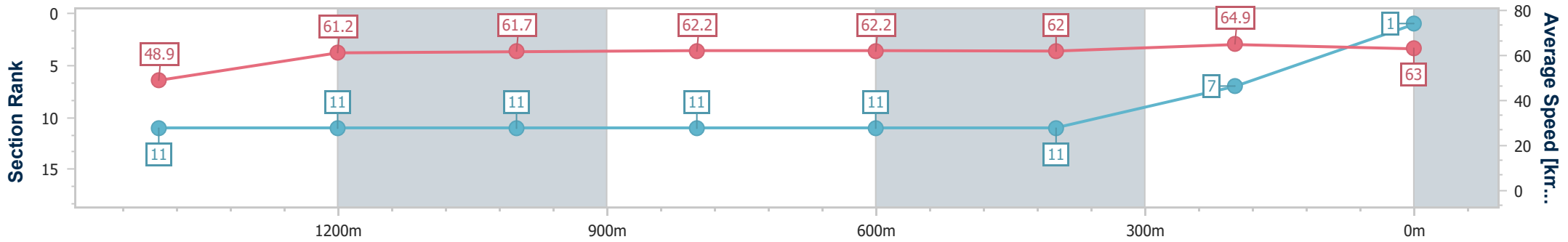
03 August 2024 - 13:59

Track Rating: Soft 5, Weather: Fine, Rail Position: +4.5m Entire



BRISBANE RACING CLUB

Section	Overall	1400m	1200m	1000m	800m	600m	400m	200m
Section Times	1:37.62 [1] (0:16.93)	1:20.69 [11] (0:11.78)	1:08.91 [11] (0:11.66)	0:57.25 [11] (0:11.60)	0:45.65 [11] (0:11.57)	0:34.08 [11] (0:11.54)	0:22.54 [11] (0:11.08)	0:11.46 [7] (0:11.46)
Average Speed [km/h]	48.9	61.2	61.7	62.2	62.2	62.0	64.9	63.0
Top Speed [km/h]	61.1	61.9	63.1	64.3	63.4	64.0	66.6	65.2
Avg. Dist. to Rail [m]	4.4	0.5	0.2	0.3	0.3	0.4	1.2	2.3
Avg. Stride Freq. [Hz]	2.2	2.3	2.2	2.3	2.3	2.3	2.4	2.3
Avg. Stride Length [m]	6.4	7.5	7.6	7.6	7.7	7.5	7.6	7.5



- [ ] Ranking at each section and finish
- .-.- No data available at this section
- NA No data available



Horse/Jockey Name	Victory Win
Final Rank	2
Fastest Section Time (Section)	0:11.21 (400m)
Top Speed [km/h] (Section)	65.7 (400m)
Race State	Finished

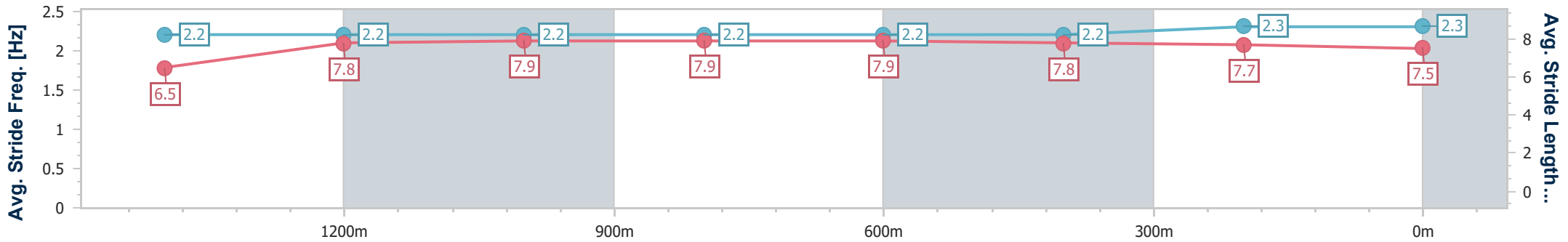
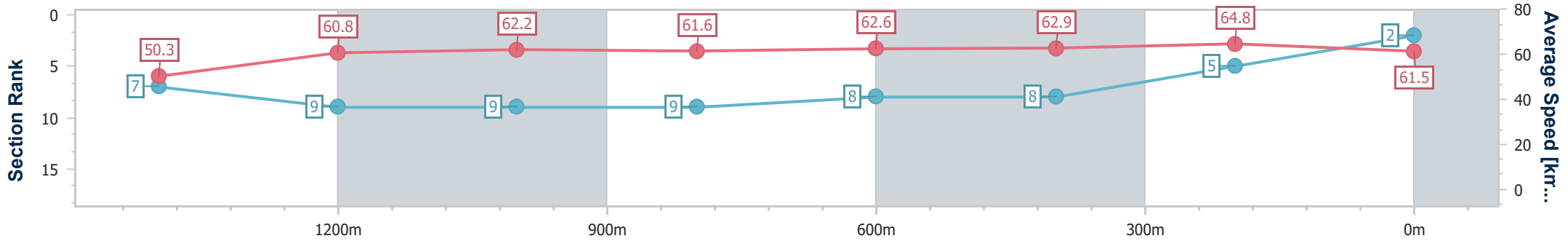


**Doomben QLD Professional**  
**Race 5: CASCADE BENCHMARK 68 Handicap - 1630m**  
 03 August 2024 - 13:59  
 Track Rating: Soft 5, Weather: Fine, Rail Position: +4.5m Entire



BRISBANE  
RACING CLUB

Section	Overall	1400m	1200m	1000m	800m	600m	400m	200m
Section Times	1:37.74 [2] (0:16.51)	1:21.23 [7] (0:11.87)	1:09.36 [9] (0:11.58)	0:57.78 [9] (0:11.65)	0:46.13 [9] (0:11.56)	0:34.57 [8] (0:11.63)	0:22.94 [8] (0:11.21)	0:11.73 [5]
Average Speed [km/h]	50.3	60.8	62.2	61.6	62.6	62.9	64.8	61.5
Top Speed [km/h]	62.3	62.5	63.5	63.1	64.2	64.2	65.7	64.7
Avg. Dist. to Rail [m]	2.3	0.4	0.4	0.1	0.8	2.9	6.5	5.8
Avg. Stride Freq. [Hz]	2.2	2.2	2.2	2.2	2.2	2.2	2.3	2.3
Avg. Stride Length [m]	6.5	7.8	7.9	7.9	7.9	7.8	7.7	7.5



- [ ] Ranking at each section and finish
- .-.- No data available at this section
- NA No data available



Horse/Jockey Name	Tannenburg
Final Rank	3
Fastest Section Time (Section)	0:11.32 (400m)
Top Speed [km/h] (Section)	65.3 (600m)
Race State	Finished



Doomben QLD Professional

Race 5: CASCADE BENCHMARK 68 Handicap - 1630m

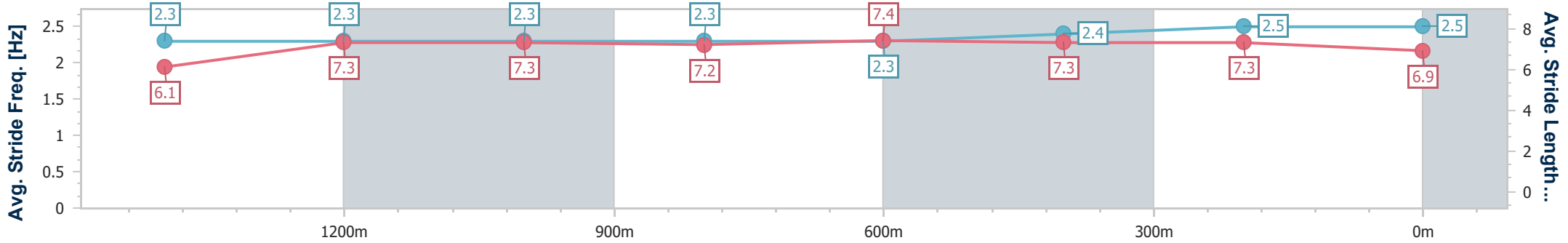
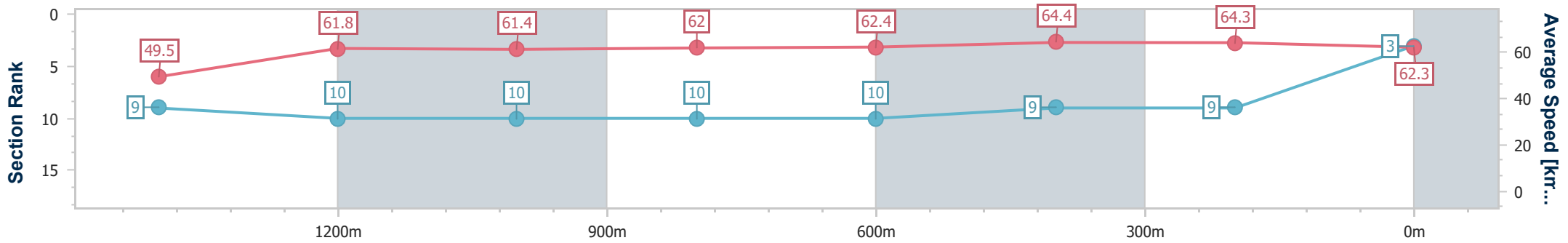
03 August 2024 - 13:59

Track Rating: Soft 5, Weather: Fine, Rail Position: +4.5m Entire



BRISBANE RACING CLUB

Section	Overall	1400m	1200m	1000m	800m	600m	400m	200m
Section Times	1:37.76 [3] (0:16.73)	1:21.03 [9] (0:11.68)	1:09.35 [10] (0:11.69)	0:57.66 [10] (0:11.69)	0:45.97 [10] (0:11.72)	0:34.25 [10] (0:11.39)	0:22.86 [9] (0:11.32)	0:11.54 [9] (0:11.54)
Average Speed [km/h]	49.5	61.8	61.4	62.0	62.4	64.4	64.3	62.3
Top Speed [km/h]	63.1	62.0	63.1	63.9	64.6	65.3	65.2	64.3
Avg. Dist. to Rail [m]	2.3	0.4	1.3	1.4	3.1	3.5	5.8	5.2
Avg. Stride Freq. [Hz]	2.3	2.3	2.3	2.3	2.3	2.4	2.5	2.5
Avg. Stride Length [m]	6.1	7.3	7.3	7.2	7.4	7.3	7.3	6.9



- [ ] Ranking at each section and finish
- .-.- No data available at this section
- NA No data available



Horse/Jockey Name	Diana's Affair
Final Rank	4
Fastest Section Time (Section)	0:11.52 (600m)
Top Speed [km/h] (Section)	63.8 (400m)
Race State	Finished



Doomben QLD Professional

Race 5: CASCADE BENCHMARK 68 Handicap - 1630m

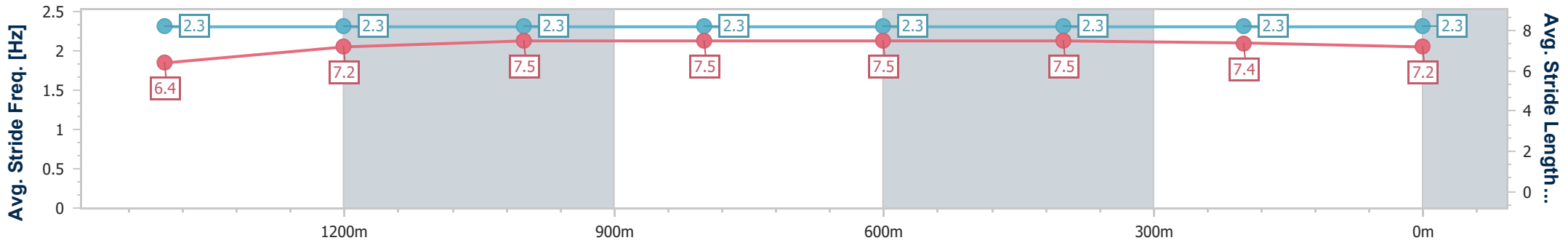
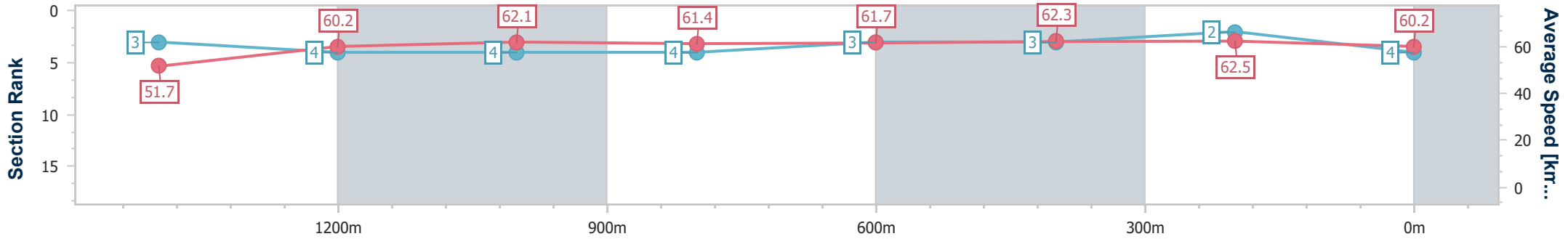
03 August 2024 - 13:59

Track Rating: Soft 5, Weather: Fine, Rail Position: +4.5m Entire



BRISBANE RACING CLUB

Section	Overall	1400m	1200m	1000m	800m	600m	400m	200m
Section Times	1:37.85 [4] (0:16.05)	1:21.80 [3] (0:11.85)	1:09.95 [4] (0:11.59)	0:58.36 [4] (0:11.70)	0:46.66 [4] (0:11.62)	0:35.04 [3] (0:11.52)	0:23.52 [3] (0:11.58)	0:11.94 [2] (0:11.94)
Average Speed [km/h]	51.7	60.2	62.1	61.4	61.7	62.3	62.5	60.2
Top Speed [km/h]	63.4	63.4	63.4	63.3	62.2	63.4	63.8	63.0
Avg. Dist. to Rail [m]	0.7	0.9	1.0	1.0	1.0	0.3	1.4	0.5
Avg. Stride Freq. [Hz]	2.3	2.3	2.3	2.3	2.3	2.3	2.3	2.3
Avg. Stride Length [m]	6.4	7.2	7.5	7.5	7.5	7.5	7.4	7.2



- [ ] Ranking at each section and finish
- .-.- No data available at this section
- NA No data available





Horse/Jockey Name	Spill The Secret
Final Rank	5
Fastest Section Time (Section)	0:11.52 (400m)
Top Speed [km/h] (Section)	63.9 (Overall)
Race State	Finished

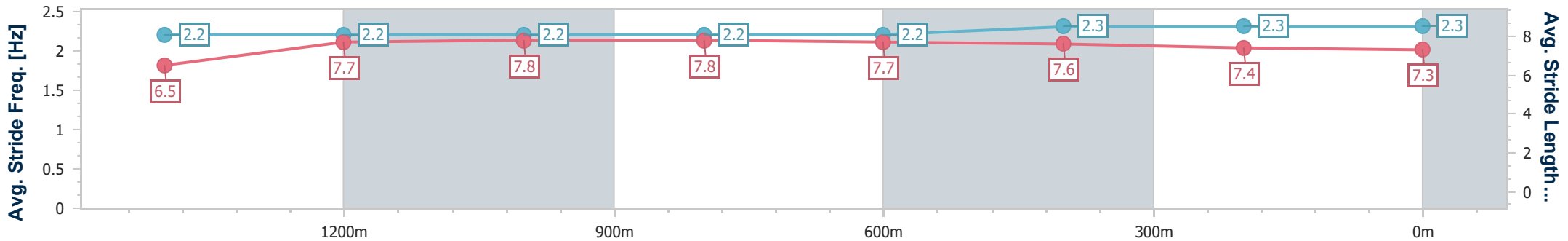
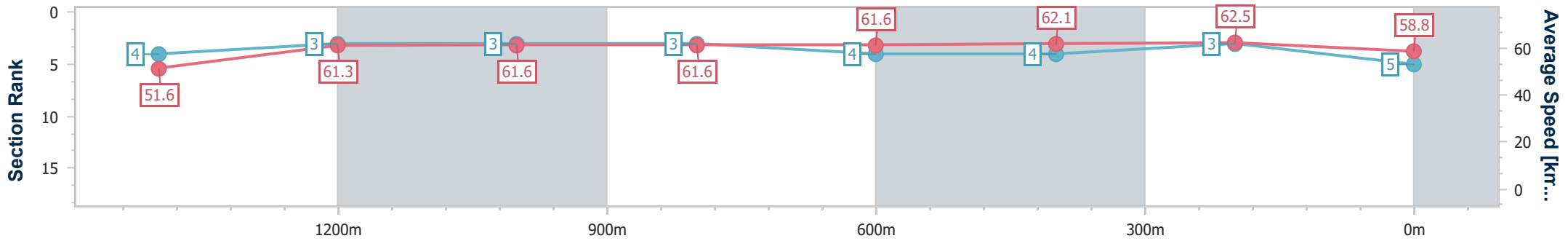


**Doomben QLD Professional**  
**Race 5: CASCADE BENCHMARK 68 Handicap - 1630m**  
 03 August 2024 - 13:59  
 Track Rating: Soft 5, Weather: Fine, Rail Position: +4.5m Entire



**BRISBANE**  
RACING CLUB

Section	Overall	1400m	1200m	1000m	800m	600m	400m	200m
Section Times	1:38.18 [5] (0:16.07)	1:22.11 [4] (0:11.70)	1:10.41 [3] (0:11.71)	0:58.70 [3] (0:11.67)	0:47.03 [3] (0:11.67)	0:35.36 [4] (0:11.58)	0:23.78 [4] (0:11.52)	0:12.26 [3] (0:12.26)
Average Speed [km/h]	51.6	61.3	61.6	61.6	61.6	62.1	62.5	58.8
Top Speed [km/h]	63.9	62.7	62.9	63.0	62.4	62.6	63.7	62.0
Avg. Dist. to Rail [m]	1.0	0.8	0.6	0.3	0.3	0.2	2.0	2.5
Avg. Stride Freq. [Hz]	2.2	2.2	2.2	2.2	2.2	2.3	2.3	2.3
Avg. Stride Length [m]	6.5	7.7	7.8	7.8	7.7	7.6	7.4	7.3



- [ ] Ranking at each section and finish
- .-.-.- No data available at this section
- NA No data available



Horse/Jockey Name	Express Payment
Final Rank	6
Fastest Section Time (Section)	0:11.59 (1200m)
Top Speed [km/h] (Section)	66.4 (Overall)
Race State	Finished



Doomben QLD Professional

Race 5: CASCADE BENCHMARK 68 Handicap - 1630m

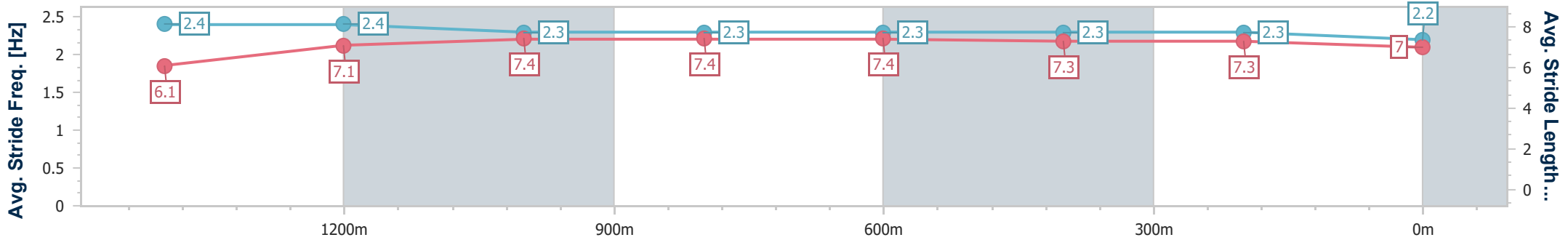
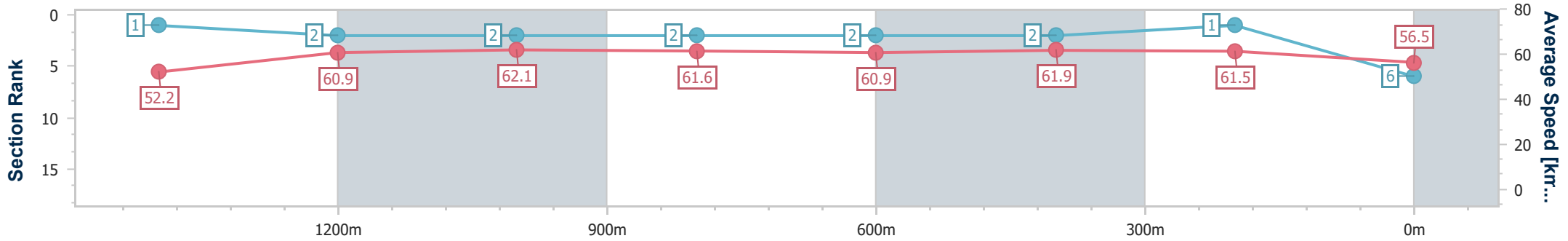
03 August 2024 - 13:59

Track Rating: Soft 5, Weather: Fine, Rail Position: +4.5m Entire



BRISBANE RACING CLUB

Section	Overall	1400m	1200m	1000m	800m	600m	400m	200m
Section Times	1:38.59 [6] (0:15.79)	1:22.80 [1] (0:11.71)	1:11.09 [2] (0:11.59)	0:59.50 [2] (0:11.65)	0:47.85 [2] (0:11.73)	0:36.12 [2] (0:11.69)	0:24.43 [2] (0:11.69)	0:12.74 [1] (0:12.74)
Average Speed [km/h]	52.2	60.9	62.1	61.6	60.9	61.9	61.5	56.5
Top Speed [km/h]	66.4	63.5	62.9	62.8	61.8	62.6	64.0	60.5
Avg. Dist. to Rail [m]	2.7	1.5	1.0	1.7	1.2	0.4	0.3	1.4
Avg. Stride Freq. [Hz]	2.4	2.4	2.3	2.3	2.3	2.3	2.3	2.2
Avg. Stride Length [m]	6.1	7.1	7.4	7.4	7.4	7.3	7.3	7.0



- [ ] Ranking at each section and finish
- .-.-.- No data available at this section
- NA No data available



Horse/Jockey Name	Persevere
Final Rank	7
Fastest Section Time (Section)	0:11.49 (400m)
Top Speed [km/h] (Section)	63.7 (400m)
Race State	Finished



Doomben QLD Professional

Race 5: CASCADE BENCHMARK 68 Handicap - 1630m

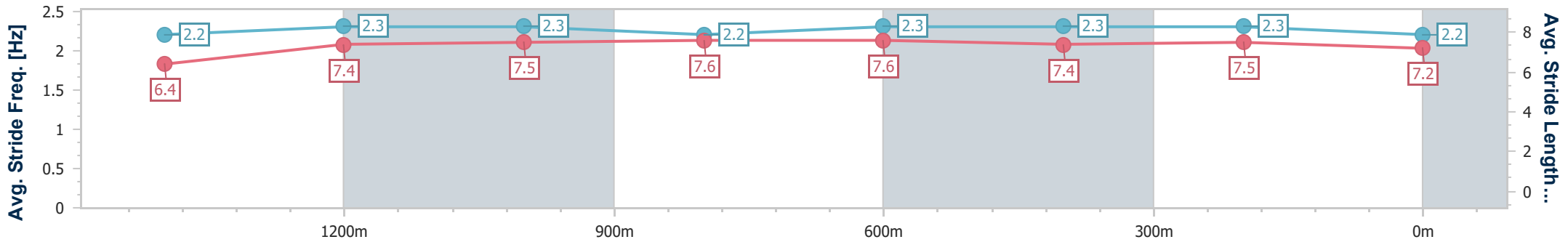
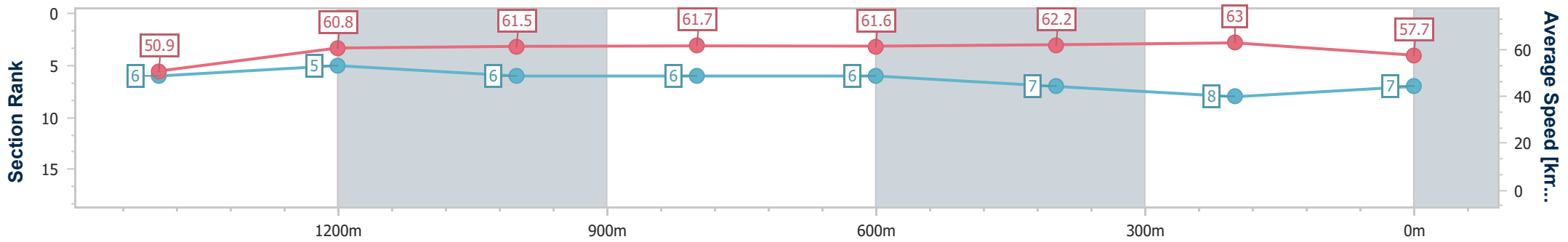
03 August 2024 - 13:59

Track Rating: Soft 5, Weather: Fine, Rail Position: +4.5m Entire



BRISBANE RACING CLUB

Section	Overall	1400m	1200m	1000m	800m	600m	400m	200m
Section Times	1:38.63 [7] (0:16.23)	1:22.40 [6] (0:11.72)	1:10.68 [5] (0:11.70)	0:58.98 [6] (0:11.66)	0:47.32 [6] (0:11.74)	0:35.58 [6] (0:11.66)	0:23.92 [7] (0:11.49)	0:12.43 [8] (0:12.43)
Average Speed [km/h]	50.9	60.8	61.5	61.7	61.6	62.2	63.0	57.7
Top Speed [km/h]	63.1	62.9	62.9	63.0	63.2	62.7	63.7	61.9
Avg. Dist. to Rail [m]	1.6	1.6	0.5	0.4	0.5	1.1	3.5	3.8
Avg. Stride Freq. [Hz]	2.2	2.3	2.3	2.2	2.3	2.3	2.3	2.2
Avg. Stride Length [m]	6.4	7.4	7.5	7.6	7.6	7.4	7.5	7.2



- [ ] Ranking at each section and finish
- .-.- No data available at this section
- NA No data available



Horse/Jockey Name	Kalumburu
Final Rank	8
Fastest Section Time (Section)	0:11.36 (400m)
Top Speed [km/h] (Section)	64.8 (1000m)
Race State	Finished



Doomben QLD Professional

Race 5: CASCADE BENCHMARK 68 Handicap - 1630m

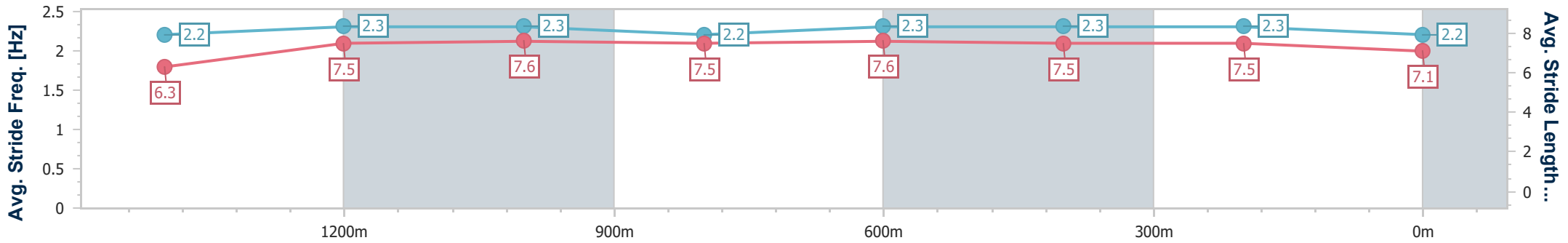
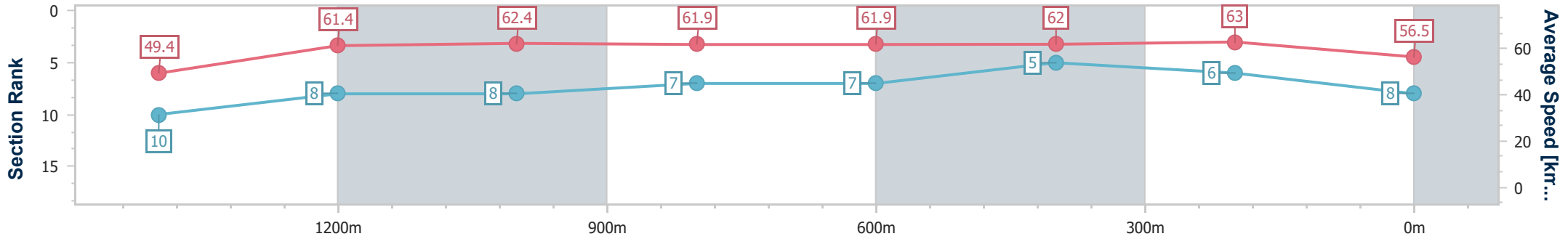
03 August 2024 - 13:59

Track Rating: Soft 5, Weather: Fine, Rail Position: +4.5m Entire



BRISBANE RACING CLUB

Section	Overall	1400m	1200m	1000m	800m	600m	400m	200m
Section Times	1:38.81 [8] (0:16.76)	1:22.05 [10] (0:11.55)	1:10.50 [8] (0:11.55)	0:58.95 [8] (0:11.65)	0:47.30 [7] (0:11.63)	0:35.67 [7] (0:11.54)	0:24.13 [5] (0:11.36)	0:12.77 [6] (0:12.77)
Average Speed [km/h]	49.4	61.4	62.4	61.9	61.9	62.0	63.0	56.5
Top Speed [km/h]	63.7	62.8	63.5	64.8	62.7	63.7	64.2	60.3
Avg. Dist. to Rail [m]	3.2	2.0	1.7	0.5	0.2	0.9	1.6	0.9
Avg. Stride Freq. [Hz]	2.2	2.3	2.3	2.2	2.3	2.3	2.3	2.2
Avg. Stride Length [m]	6.3	7.5	7.6	7.5	7.6	7.5	7.5	7.1



- [ ] Ranking at each section and finish
- .-.- No data available at this section
- NA No data available



Horse/Jockey Name	Takunai
Final Rank	9
Fastest Section Time (Section)	0:11.54 (1200m)
Top Speed [km/h] (Section)	63.5 (1400m)
Race State	Finished



Doomben QLD Professional

Race 5: CASCADE BENCHMARK 68 Handicap - 1630m

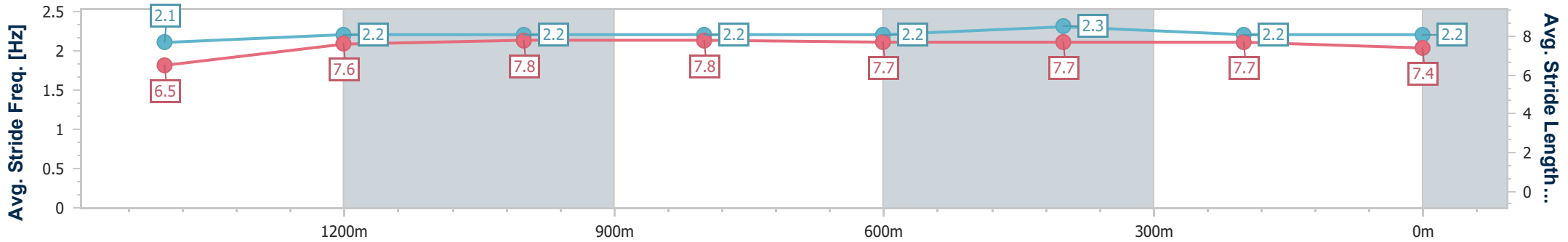
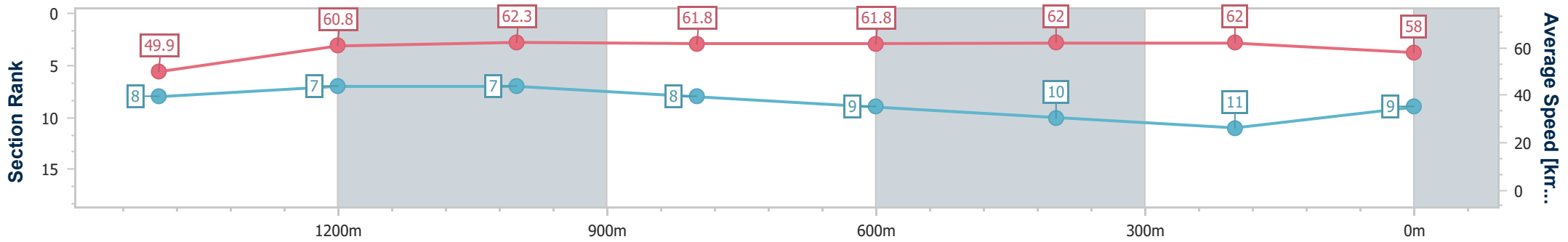
03 August 2024 - 13:59

Track Rating: Soft 5, Weather: Fine, Rail Position: +4.5m Entire



BRISBANE RACING CLUB

Section	Overall	1400m	1200m	1000m	800m	600m	400m	200m
Section Times	1:39.11 [9] (0:16.58)	1:22.53 [8] (0:11.71)	1:10.82 [7] (0:11.54)	0:59.28 [7] (0:11.70)	0:47.58 [8] (0:11.72)	0:35.86 [9] (0:11.81)	0:24.05 [10] (0:11.65)	0:12.40 [11] (0:12.40)
Average Speed [km/h]	49.9	60.8	62.3	61.8	61.8	62.0	62.0	58.0
Top Speed [km/h]	63.1	63.5	63.2	63.2	63.1	63.0	62.6	60.9
Avg. Dist. to Rail [m]	2.0	1.7	0.8	0.9	1.5	2.5	3.5	3.6
Avg. Stride Freq. [Hz]	2.1	2.2	2.2	2.2	2.2	2.3	2.2	2.2
Avg. Stride Length [m]	6.5	7.6	7.8	7.8	7.7	7.7	7.7	7.4



- [ ] Ranking at each section and finish
- .-.- No data available at this section
- NA No data available



Horse/Jockey Name	Le Heros
Final Rank	10
Fastest Section Time (Section)	0:11.58 (1400m)
Top Speed [km/h] (Section)	64.8 (Overall)
Race State	Finished



Doomben QLD Professional

Race 5: CASCADE BENCHMARK 68 Handicap - 1630m

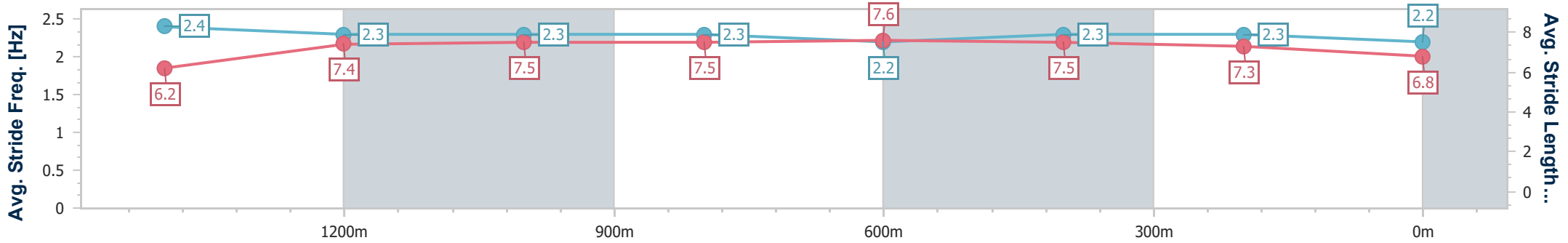
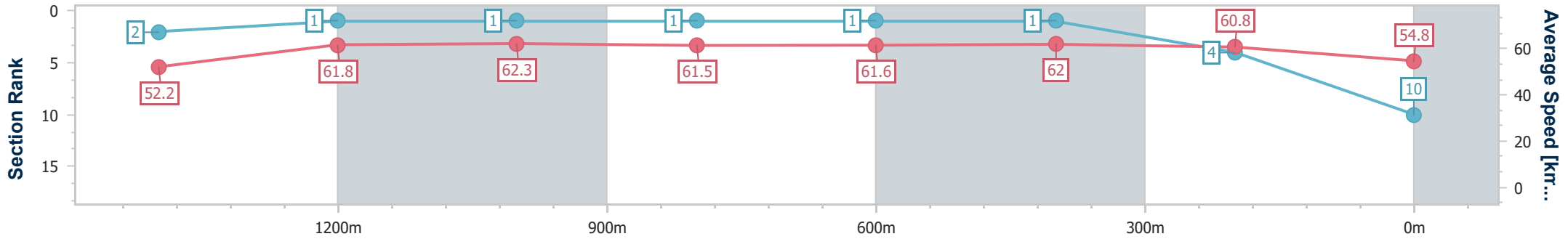
03 August 2024 - 13:59

Track Rating: Soft 5, Weather: Fine, Rail Position: +4.5m Entire



BRISBANE RACING CLUB

Section	Overall	1400m	1200m	1000m	800m	600m	400m	200m
Section Times	1:39.13 [10] (0:15.82)	1:23.31 [2] (0:11.58)	1:11.73 [1] (0:11.61)	1:00.12 [1] (0:11.70)	0:48.42 [1] (0:11.75)	0:36.67 [1] (0:11.70)	0:24.97 [1] (0:11.84)	0:13.13 [4] (0:13.13)
Average Speed [km/h]	52.2	61.8	62.3	61.5	61.6	62.0	60.8	54.8
Top Speed [km/h]	64.8	63.8	62.6	62.6	62.0	62.3	61.4	59.3
Avg. Dist. to Rail [m]	1.3	0.9	1.3	0.9	1.2	1.0	0.4	1.3
Avg. Stride Freq. [Hz]	2.4	2.3	2.3	2.3	2.2	2.3	2.3	2.2
Avg. Stride Length [m]	6.2	7.4	7.5	7.5	7.6	7.5	7.3	6.8



- [ ] Ranking at each section and finish
- .-.- No data available at this section
- NA No data available



Horse/Jockey Name	Poutchek
Final Rank	11
Fastest Section Time (Section)	0:11.38 (1200m)
Top Speed [km/h] (Section)	63.9 (1200m)
Race State	Finished



Doomben QLD Professional

Race 5: CASCADE BENCHMARK 68 Handicap - 1630m

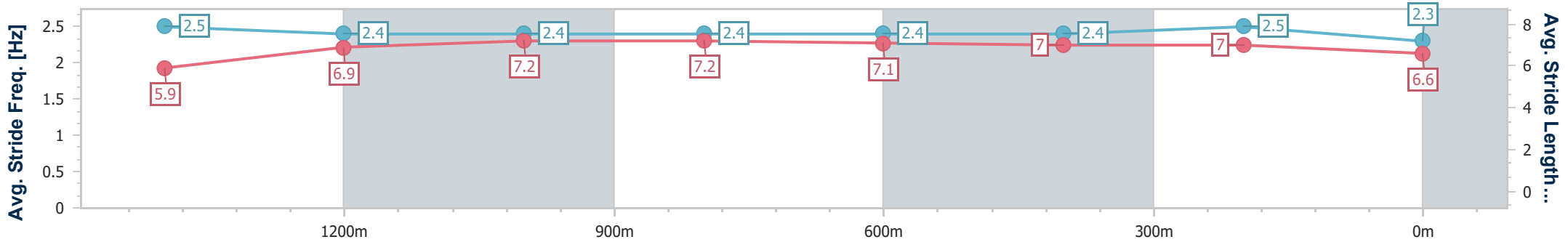
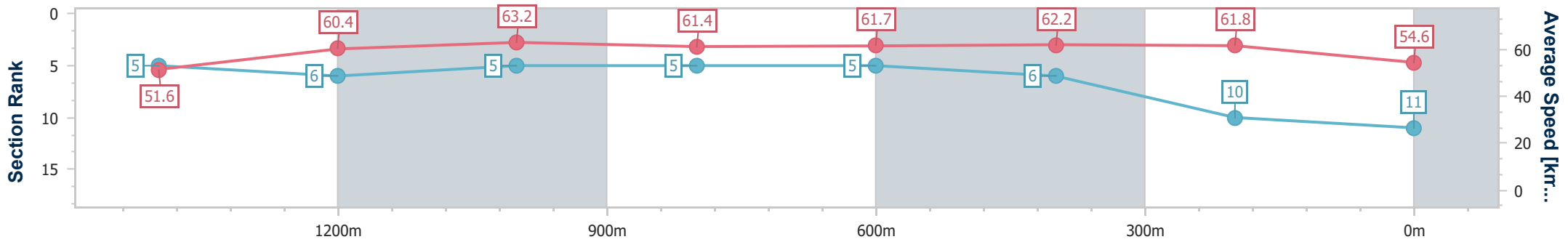
03 August 2024 - 13:59

Track Rating: Soft 5, Weather: Fine, Rail Position: +4.5m Entire



BRISBANE RACING CLUB

Section	Overall	1400m	1200m	1000m	800m	600m	400m	200m
Section Times	1:39.60 [11] (0:16.10)	1:23.50 [5] (0:12.03)	1:11.47 [6] (0:11.38)	1:00.09 [5] (0:11.78)	0:48.31 [5] (0:11.69)	0:36.62 [5] (0:11.72)	0:24.90 [6] (0:11.74)	0:13.16 [10] (0:13.16)
Average Speed [km/h]	51.6	60.4	63.2	61.4	61.7	62.2	61.8	54.6
Top Speed [km/h]	63.1	62.4	63.9	63.5	63.3	63.0	62.7	59.5
Avg. Dist. to Rail [m]	4.1	1.1	0.5	0.8	0.8	1.9	5.0	5.6
Avg. Stride Freq. [Hz]	2.5	2.4	2.4	2.4	2.4	2.4	2.5	2.3
Avg. Stride Length [m]	5.9	6.9	7.2	7.2	7.1	7.0	7.0	6.6



- [ ] Ranking at each section and finish
- .-.- No data available at this section
- NA No data available