



Doomben QLD Professional

Race 6: BECOME A BRC MEMBER OPEN Handicap - 1630m

03 August 2024 - 14:34



BRISBANE
RACING CLUB

Track Rating: Soft 5, Weather: Fine, Rail Position: +4.5m Entire

Section														
Field Times	Overall	1400m	1200m	1000m	800m	600m	400m	Last 600m						
	1:37.28 (0:15.65)	1:21.63 (0:10.88)	1:10.75 (0:11.26)	0:59.49 (0:11.83)	0:47.66 (0:12.06)	0:35.60 (0:12.03)	0:23.57 (0:11.75)	0:35.60						
Rank	TAB	Horse/Jockey	Barrier	Top Speed [km/h]	Fastest Section								Distance Travelled [m]	
1	9	ARTS OBJECT Cejay Graham	6	65.7 1400m	0:11.13 1400m	1:37.28 [1] (0:15.86)	1:21.42 [5] (0:11.13)	1:10.29 [4] (0:11.50)	0:58.79 [4] (0:11.97)	0:46.82 [6] (0:11.90)	0:34.92 [6] (0:11.94)	0:22.98 [7] (0:11.31)	0:34.92	
2	8	THIS'LLBETHEONE Taylor Marshall	1	66.1 1400m	0:11.13 1400m	1:37.35 [2] (0:15.65)	1:21.70 [1] (0:11.13)	1:10.57 [3] (0:11.52)	0:59.05 [3] (0:12.02)	0:47.03 [4] (0:11.83)	0:35.20 [3] (0:11.91)	0:23.29 [3] (0:11.48)	0:35.20	-9
3	6	COCOBREW EXPRESS Samantha Collett	11	68.1 1400m	0:10.85 1400m	1:37.66 [3] (0:15.68)	1:21.98 [3] (0:10.85)	1:11.13 [1] (0:11.26)	0:59.87 [1] (0:11.83)	0:48.04 [1] (0:12.06)	0:35.98 [1] (0:12.03)	0:23.95 [1] (0:11.75)	0:35.98	-4
4	4	STUTTERING Bailey Wheeler	3	64.4 1400m	0:11.32 1400m	1:37.87 [4] (0:16.41)	1:21.46 [9] (0:11.32)	1:10.14 [11] (0:11.40)	0:58.74 [11] (0:11.89)	0:46.85 [11] (0:11.76)	0:35.09 [11] (0:11.57)	0:23.52 [8] (0:11.41)	0:35.09	-8
5	10	GOLDEEL Angela Jones	10	65.4 Overall	0:11.28 1400m	1:37.96 [5] (0:15.81)	1:22.15 [4] (0:11.28)	1:10.87 [5] (0:11.42)	0:59.45 [5] (0:11.83)	0:47.62 [5] (0:11.84)	0:35.78 [4] (0:11.96)	0:23.82 [4] (0:11.58)	0:35.78	-2
6	1	LORD ARDMORE Michael Rodd	2	64.0 Overall	0:11.25 1400m	1:37.98 [6] (0:16.13)	1:21.85 [7] (0:11.25)	1:10.60 [8] (0:11.46)	0:59.14 [9] (0:11.81)	0:47.33 [9] (0:11.79)	0:35.54 [7] (0:11.91)	0:23.63 [9] (0:11.64)	0:35.54	-8
7	2	WITHOUT REVENGE Kyle Wilson-Taylor	5	65.8 1400m	0:11.01 1400m	1:38.19 [7] (0:15.67)	1:22.52 [2] (0:11.01)	1:11.51 [2] (0:11.38)	1:00.13 [2] (0:11.92)	0:48.21 [2] (0:11.96)	0:36.25 [2] (0:11.87)	0:24.38 [2] (0:11.83)	0:36.25	-4
8	11	THE CATCH Rikki Jamieson	7	65.2 1400m	0:11.17 1200m	1:38.19 [8] (0:16.48)	1:21.71 [11] (0:11.18)	1:10.53 [9] (0:11.17)	0:59.36 [8] (0:11.77)	0:47.59 [8] (0:11.85)	0:35.74 [8] (0:11.74)	0:24.00 [5] (0:11.55)	0:35.74	+0
9	3	SEA RAIDER Emily Lang	4	65.6 1400m	0:11.17 1400m	1:38.58 [9] (0:16.14)	1:22.44 [8] (0:11.17)	1:11.27 [6] (0:11.32)	0:59.95 [6] (0:11.69)	0:48.26 [3] (0:11.88)	0:36.38 [5] (0:12.02)	0:24.36 [6] (0:11.87)	0:36.38	+0
10	7	NAVAS TWO Andrew Mallyon	8	64.9 1400m	0:11.25 1400m	1:38.80 [10] (0:16.42)	1:22.38 [10] (0:11.25)	1:11.13 [10] (0:11.40)	0:59.73 [10] (0:11.79)	0:47.94 [10] (0:11.82)	0:36.12 [10] (0:11.84)	0:24.28 [11] (0:11.82)	0:36.12	+2

[] Ranking at each section and finish
 -:-:- No data available at this section
 NA No data available

SCN Saddle cloth number
 DNF Did not finish
 DNT Did not track



Doomben QLD Professional

Race 6: BECOME A BRC MEMBER OPEN Handicap - 1630m

03 August 2024 - 14:34



BRISBANE
RACING CLUB

Track Rating: Soft 5, Weather: Fine, Rail Position: +4.5m Entire

Section	Overall	1400m	1200m	1000m	800m	600m	400m	Last 600m
Field Times	1:37.28 (0:15.65)	1:21.63 (0:10.88)	1:10.75 (0:11.26)	0:59.49 (0:11.83)	0:47.66 (0:12.06)	0:35.60 (0:12.03)	0:23.57 (0:11.75)	0:35.60

Rank	TAB	Horse/Jockey	Barrier	Top Speed [km/h]	Fastest Section									Distance Travelled [m]
11	5	ITA Cody Collis	9	66.3 1400m	0:11.27 1400m	1:38.82 [11] (0:16.06)	1:22.76 [6] (0:11.27)	1:11.49 [7] (0:11.48)	1:00.01 [7] (0:11.78)	0:48.23 [7] (0:11.89)	0:36.34 [9] (0:11.88)	0:24.46 [10] (0:11.78)	0:36.34	+9



Doomben QLD Professional

Race 6: BECOME A BRC MEMBER OPEN Handicap - 1630m

03 August 2024 - 14:34



BRISBANE
RACING CLUB

Track Rating: Soft 5, Weather: Fine, Rail Position: +4.5m Entire

Section				200m				Last 600m	
Field Times				0:11.82 (0:11.82)				0:35.60	
Rank	TAB	Horse/Jockey	Barrier	Top Speed [km/h]	Fastest Section	Margin			Distance Travelled [m]
1	9	ARTS OBJECT Cejay Graham	6	65.7 1400m	0:11.13 1400m	0:11.67 [3] (0:11.67)	1:37.28		0:34.92
2	8	THIS'LLBETHEONE Taylor Marshall	1	66.1 1400m	0:11.13 1400m	0:11.81 [2] (0:11.81)	0.4L		0:35.20 -9
3	6	COCOBREW EXPRESS Samantha Collett	11	68.1 1400m	0:10.85 1400m	0:12.20 [1] (0:12.20)	2.24L		0:35.98 -4
4	4	STUTTERING Bailey Wheeler	3	64.4 1400m	0:11.32 1400m	0:12.11 [7] (0:12.11)	3.48L		0:35.09 -8
5	10	GOLDEEL Angela Jones	10	65.4 Overall	0:11.28 1400m	0:12.24 [5] (0:12.24)	4L		0:35.78 -2
6	1	LORD ARDMORE Michael Rodd	2	64.0 Overall	0:11.25 1400m	0:11.99 [8] (0:11.99)	4.08L		0:35.54 -8
7	2	WITHOUT REVENGE Kyle Wilson-Taylor	5	65.8 1400m	0:11.01 1400m	0:12.55 [4] (0:12.55)	5.32L		0:36.25 -4
8	11	THE CATCH Rikki Jamieson	7	65.2 1400m	0:11.17 1200m	0:12.45 [6] (0:12.45)	5.33L		0:35.74 +0
9	3	SEA RAIDER Emily Lang	4	65.6 1400m	0:11.17 1400m	0:12.49 [9] (0:12.49)	7.63L		0:36.38 +0
10	7	NAVAS TWO Andrew Mallyon	8	64.9 1400m	0:11.25 1400m	0:12.46 [11] (0:12.46)	8.96L		0:36.12 +2



Doomben QLD Professional

Race 6: BECOME A BRC MEMBER OPEN Handicap - 1630m

03 August 2024 - 14:34



BRISBANE
RACING CLUB

Track Rating: Soft 5, Weather: Fine, Rail Position: +4.5m Entire

Section				200m				Last 600m		
Field Times				0:11.82 (0:11.82)				0:35.60		
Rank	TAB	Horse/Jockey	Barrier	Top Speed [km/h]	Fastest Section	Margin			Distance Travelled [m]	
11	5	ITA	9	66.3	0:11.27	0:12.68 [10]	9.05L		0:36.34	+9
		Cody Collis		1400m	1400m	(0:12.68)				

[] Ranking at each section and finish
 -:-:- No data available at this section
 NA No data available

SCN Saddle cloth number
 DNF Did not finish
 DNT Did not track



Horse/Jockey Name	Arts Object
Final Rank	1
Fastest Section Time (Section)	0:11.13 (1400m)
Top Speed [km/h] (Section)	65.7 (1400m)
Race State	Finished



Doomben QLD Professional

Race 6: BECOME A BRC MEMBER OPEN Handicap - 1630m

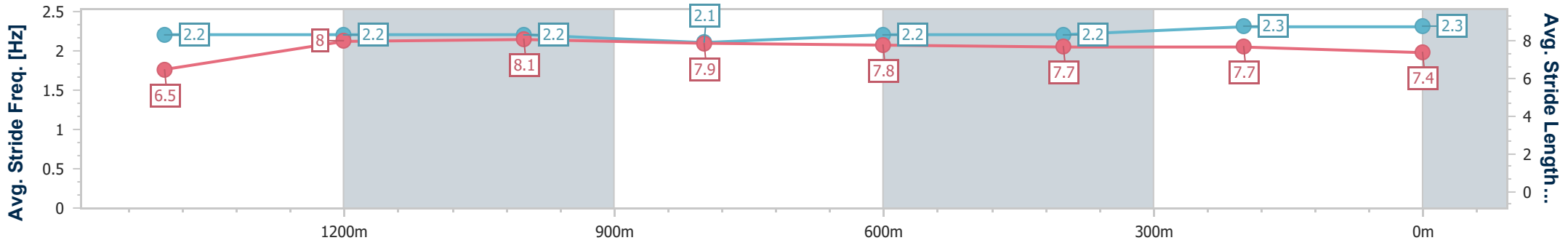
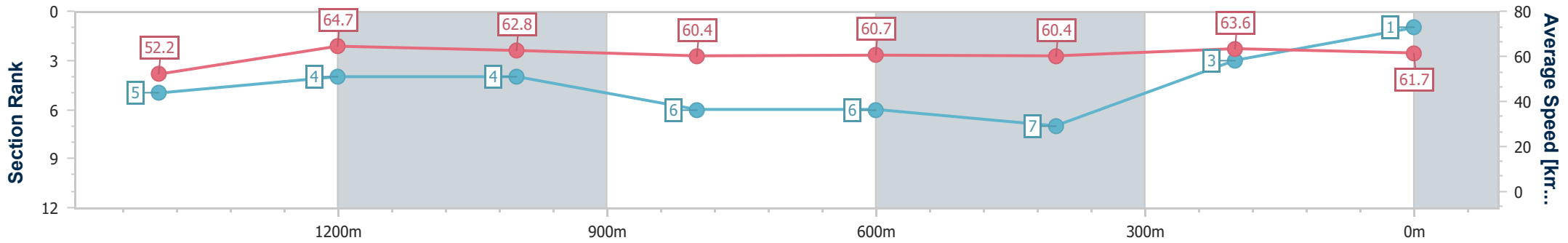
03 August 2024 - 14:34

Track Rating: Soft 5, Weather: Fine, Rail Position: +4.5m Entire



BRISBANE RACING CLUB

Section	Overall	1400m	1200m	1000m	800m	600m	400m	200m
Section Times	1:37.28 [1] (0:15.86)	1:21.42 [5] (0:11.13)	1:10.29 [4] (0:11.50)	0:58.79 [4] (0:11.97)	0:46.82 [6] (0:11.90)	0:34.92 [6] (0:11.94)	0:22.98 [7] (0:11.31)	0:11.67 [3]
Average Speed [km/h]	52.2	64.7	62.8	60.4	60.7	60.4	63.6	61.7
Top Speed [km/h]	64.4	65.7	63.3	62.5	61.7	60.8	64.9	63.7
Avg. Dist. to Rail [m]	2.2	1.0	2.0	1.4	1.1	0.9	2.0	2.4
Avg. Stride Freq. [Hz]	2.2	2.2	2.2	2.1	2.2	2.2	2.3	2.3
Avg. Stride Length [m]	6.5	8.0	8.1	7.9	7.8	7.7	7.7	7.4



- [] Ranking at each section and finish
- .-.- No data available at this section
- NA No data available



Horse/Jockey Name	This'llbetheone
Final Rank	2
Fastest Section Time (Section)	0:11.13 (1400m)
Top Speed [km/h] (Section)	66.1 (1400m)
Race State	Finished



Doomben QLD Professional

Race 6: BECOME A BRC MEMBER OPEN Handicap - 1630m

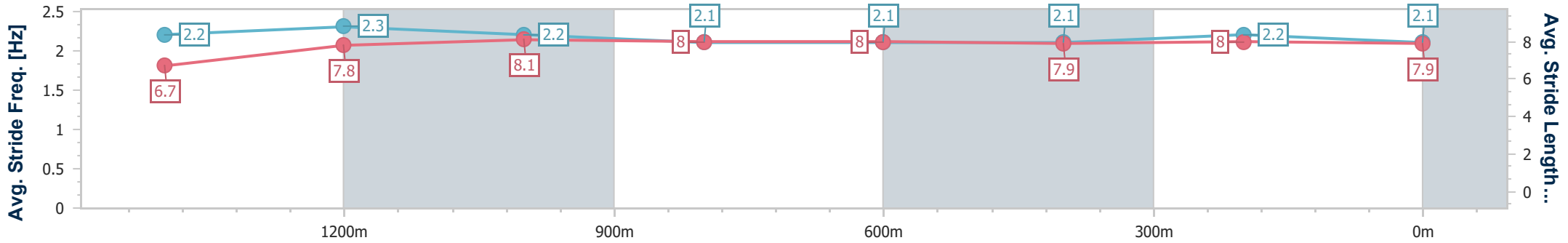
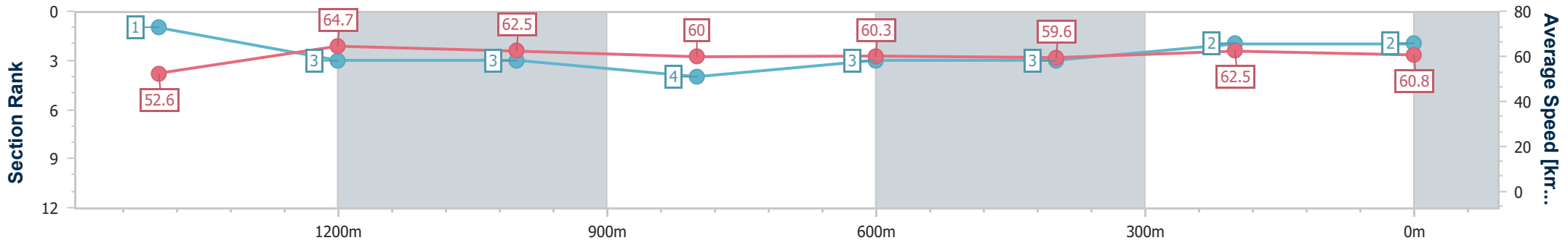
03 August 2024 - 14:34

Track Rating: Soft 5, Weather: Fine, Rail Position: +4.5m Entire



BRISBANE RACING CLUB

Section	Overall	1400m	1200m	1000m	800m	600m	400m	200m
Section Times	1:37.35 [2] (0:15.65)	1:21.70 [1] (0:11.13)	1:10.57 [3] (0:11.52)	0:59.05 [3] (0:12.02)	0:47.03 [4] (0:11.83)	0:35.20 [3] (0:11.91)	0:23.29 [3] (0:11.48)	0:11.81 [2] (0:11.81)
Average Speed [km/h]	52.6	64.7	62.5	60.0	60.3	59.6	62.5	60.8
Top Speed [km/h]	65.9	66.1	63.2	61.9	61.6	60.3	64.3	63.1
Avg. Dist. to Rail [m]	1.6	0.9	2.0	1.3	1.3	2.7	1.6	0.7
Avg. Stride Freq. [Hz]	2.2	2.3	2.2	2.1	2.1	2.1	2.2	2.1
Avg. Stride Length [m]	6.7	7.8	8.1	8.0	8.0	7.9	8.0	7.9



- [] Ranking at each section and finish
- .-.- No data available at this section
- NA No data available



Horse/Jockey Name	Cocobrew Express
Final Rank	3
Fastest Section Time (Section)	0:10.85 (1400m)
Top Speed [km/h] (Section)	68.1 (1400m)
Race State	Finished



Doomben QLD Professional

Race 6: BECOME A BRC MEMBER OPEN Handicap - 1630m

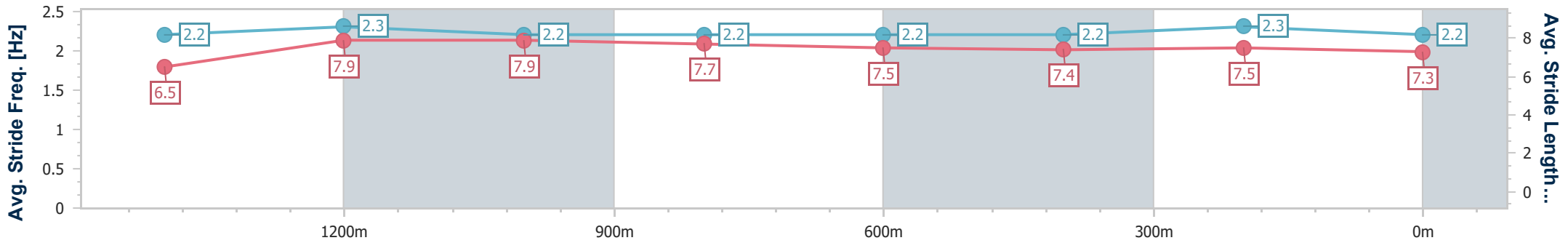
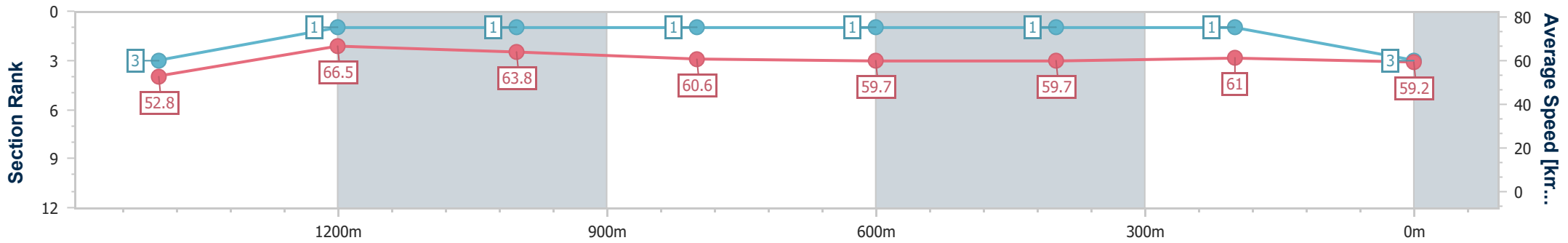
03 August 2024 - 14:34

Track Rating: Soft 5, Weather: Fine, Rail Position: +4.5m Entire



BRISBANE RACING CLUB

Section	Overall	1400m	1200m	1000m	800m	600m	400m	200m
Section Times	1:37.66 [3] (0:15.68)	1:21.98 [3] (0:10.85)	1:11.13 [1] (0:11.26)	0:59.87 [1] (0:11.83)	0:48.04 [1] (0:12.06)	0:35.98 [1] (0:12.03)	0:23.95 [1] (0:11.75)	0:12.20 [1] (0:12.20)
Average Speed [km/h]	52.8	66.5	63.8	60.6	59.7	59.7	61.0	59.2
Top Speed [km/h]	67.9	68.1	64.9	62.7	60.1	60.1	62.1	61.6
Avg. Dist. to Rail [m]	3.8	0.7	0.9	1.0	0.3	0.6	3.1	4.4
Avg. Stride Freq. [Hz]	2.2	2.3	2.2	2.2	2.2	2.2	2.3	2.2
Avg. Stride Length [m]	6.5	7.9	7.9	7.7	7.5	7.4	7.5	7.3



- [] Ranking at each section and finish
- .-.- No data available at this section
- NA No data available



Horse/Jockey Name	Stuttering
Final Rank	4
Fastest Section Time (Section)	0:11.32 (1400m)
Top Speed [km/h] (Section)	64.4 (1400m)
Race State	Finished



Doomben QLD Professional

Race 6: BECOME A BRC MEMBER OPEN Handicap - 1630m

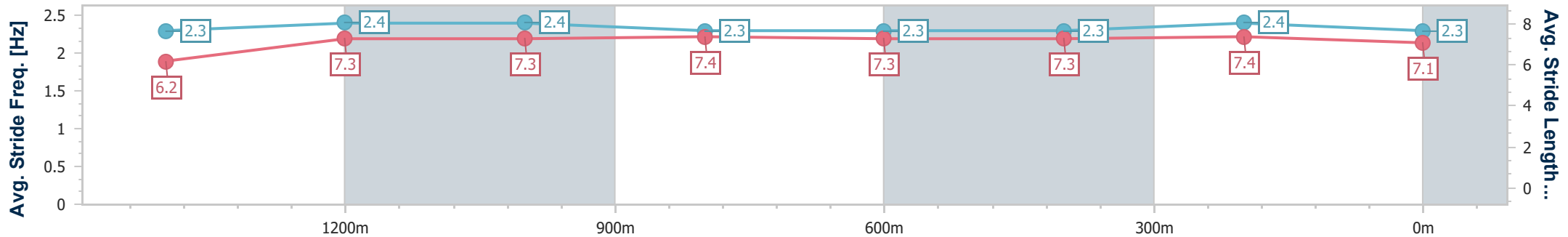
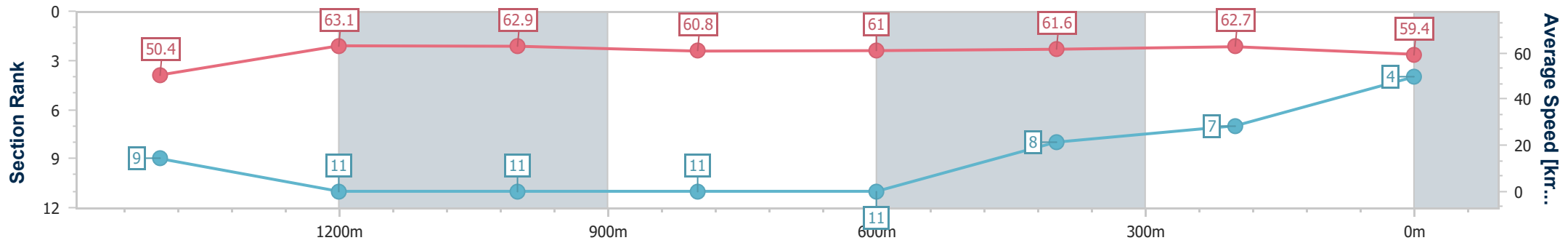
03 August 2024 - 14:34

Track Rating: Soft 5, Weather: Fine, Rail Position: +4.5m Entire



BRISBANE RACING CLUB

Section	Overall	1400m	1200m	1000m	800m	600m	400m	200m
Section Times	1:37.87 [4] (0:16.41)	1:21.46 [9] (0:11.32)	1:10.14 [11] (0:11.40)	0:58.74 [11] (0:11.89)	0:46.85 [11] (0:11.76)	0:35.09 [11] (0:11.57)	0:23.52 [8] (0:11.41)	0:12.11 [7] (0:12.11)
Average Speed [km/h]	50.4	63.1	62.9	60.8	61.0	61.6	62.7	59.4
Top Speed [km/h]	63.8	64.4	63.6	62.6	62.0	63.3	63.7	62.7
Avg. Dist. to Rail [m]	1.1	1.4	0.7	0.4	0.6	1.7	1.2	0.6
Avg. Stride Freq. [Hz]	2.3	2.4	2.4	2.3	2.3	2.3	2.4	2.3
Avg. Stride Length [m]	6.2	7.3	7.3	7.4	7.3	7.3	7.4	7.1



- [] Ranking at each section and finish
- .-.- No data available at this section
- NA No data available



Horse/Jockey Name	Goldeel
Final Rank	5
Fastest Section Time (Section)	0:11.28 (1400m)
Top Speed [km/h] (Section)	65.4 (Overall)
Race State	Finished

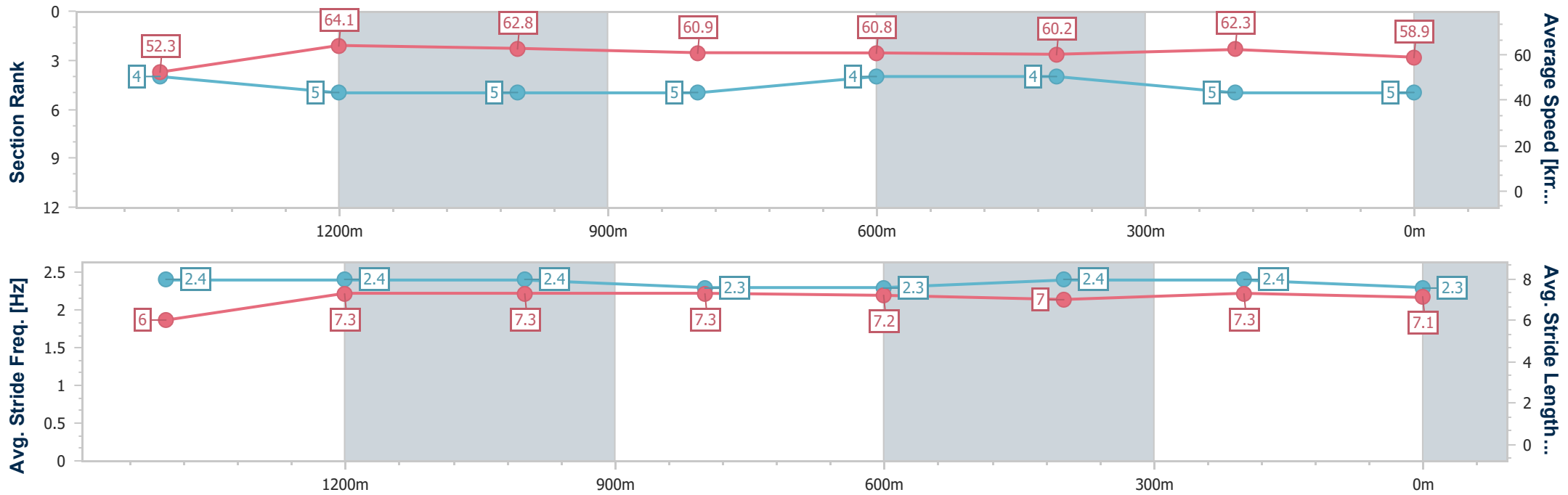


Doomben QLD Professional
Race 6: BECOME A BRC MEMBER OPEN Handicap - 1630m
03 August 2024 - 14:34
Track Rating: Soft 5, Weather: Fine, Rail Position: +4.5m Entire



BRISBANE
RACING CLUB

Section	Overall	1400m	1200m	1000m	800m	600m	400m	200m
Section Times	1:37.96 [5] (0:15.81)	1:22.15 [4] (0:11.28)	1:10.87 [5] (0:11.42)	0:59.45 [5] (0:11.83)	0:47.62 [5] (0:11.84)	0:35.78 [4] (0:11.96)	0:23.82 [4] (0:11.58)	0:12.24 [5] (0:12.24)
Average Speed [km/h]	52.3	64.1	62.8	60.9	60.8	60.2	62.3	58.9
Top Speed [km/h]	65.4	64.6	64.5	62.8	61.5	61.2	63.3	61.3
Avg. Dist. to Rail [m]	3.9	0.5	1.8	1.0	0.2	0.2	1.6	4.4
Avg. Stride Freq. [Hz]	2.4	2.4	2.4	2.3	2.3	2.4	2.4	2.3
Avg. Stride Length [m]	6.0	7.3	7.3	7.3	7.2	7.0	7.3	7.1



- [] Ranking at each section and finish
- .-.- No data available at this section
- NA No data available



Horse/Jockey Name	Lord Ardmore
Final Rank	6
Fastest Section Time (Section)	0:11.25 (1400m)
Top Speed [km/h] (Section)	64.0 (Overall)
Race State	Finished



Doomben QLD Professional

Race 6: BECOME A BRC MEMBER OPEN Handicap - 1630m

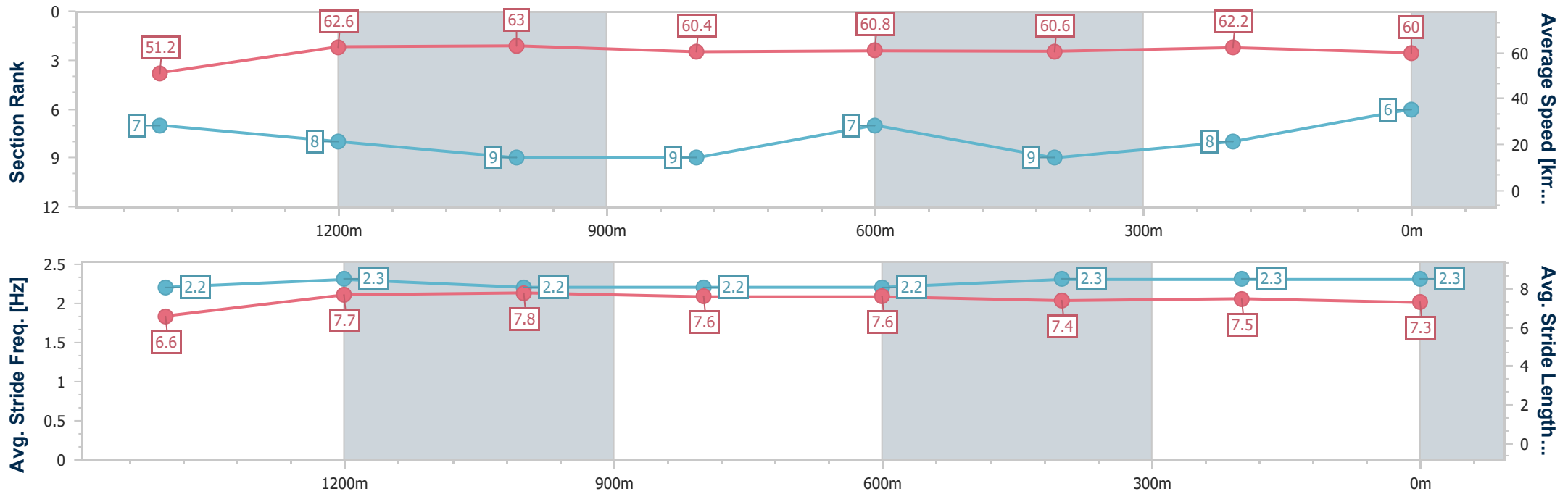
03 August 2024 - 14:34

Track Rating: Soft 5, Weather: Fine, Rail Position: +4.5m Entire



BRISBANE RACING CLUB

Section	Overall	1400m	1200m	1000m	800m	600m	400m	200m
Section Times	1:37.98 [6] (0:16.13)	1:21.85 [7] (0:11.25)	1:10.60 [8] (0:11.46)	0:59.14 [9] (0:11.81)	0:47.33 [9] (0:11.79)	0:35.54 [7] (0:11.91)	0:23.63 [9] (0:11.64)	0:11.99 [8] (0:11.99)
Average Speed [km/h]	51.2	62.6	63.0	60.4	60.8	60.6	62.2	60.0
Top Speed [km/h]	64.0	63.3	63.7	62.3	61.5	61.1	63.0	62.5
Avg. Dist. to Rail [m]	2.8	2.8	1.9	2.2	1.4	1.1	3.4	5.5
Avg. Stride Freq. [Hz]	2.2	2.3	2.2	2.2	2.2	2.3	2.3	2.3
Avg. Stride Length [m]	6.6	7.7	7.8	7.6	7.6	7.4	7.5	7.3



- [] Ranking at each section and finish
- .-.- No data available at this section
- NA No data available



Horse/Jockey Name	Without Revenge
Final Rank	7
Fastest Section Time (Section)	0:11.01 (1400m)
Top Speed [km/h] (Section)	65.8 (1400m)
Race State	Finished



Doomben QLD Professional

Race 6: BECOME A BRC MEMBER OPEN Handicap - 1630m

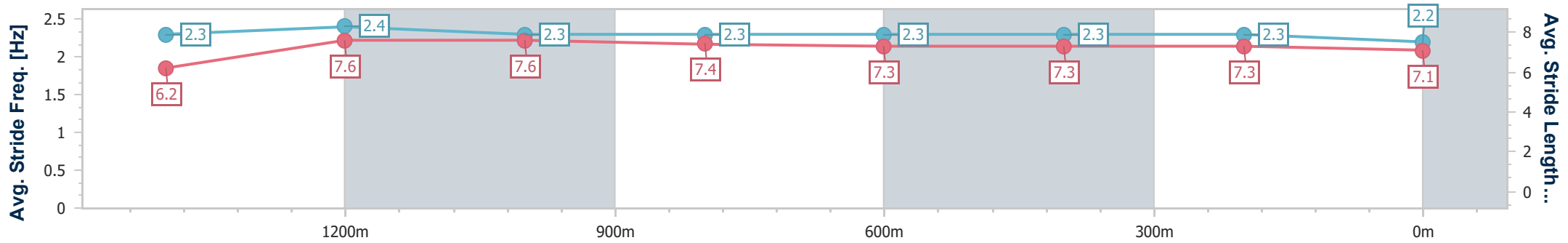
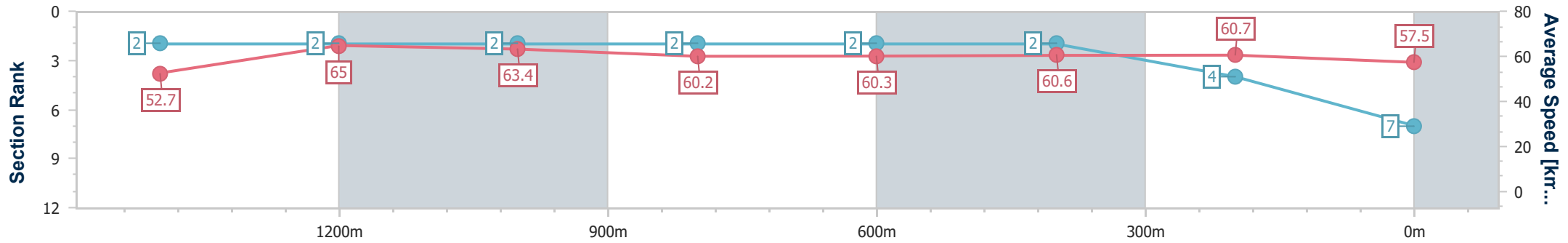
03 August 2024 - 14:34

Track Rating: Soft 5, Weather: Fine, Rail Position: +4.5m Entire



BRISBANE RACING CLUB

Section	Overall	1400m	1200m	1000m	800m	600m	400m	200m
Section Times	1:38.19 [7] (0:15.67)	1:22.52 [2] (0:11.01)	1:11.51 [2] (0:11.38)	1:00.13 [2] (0:11.92)	0:48.21 [2] (0:11.96)	0:36.25 [2] (0:11.87)	0:24.38 [2] (0:11.83)	0:12.55 [4] (0:12.55)
Average Speed [km/h]	52.7	65.0	63.4	60.2	60.3	60.6	60.7	57.5
Top Speed [km/h]	65.5	65.8	64.2	62.0	61.2	61.2	61.6	59.5
Avg. Dist. to Rail [m]	1.7	1.2	0.3	0.1	0.2	0.3	0.4	0.4
Avg. Stride Freq. [Hz]	2.3	2.4	2.3	2.3	2.3	2.3	2.3	2.2
Avg. Stride Length [m]	6.2	7.6	7.6	7.4	7.3	7.3	7.3	7.1



- [] Ranking at each section and finish
- .-.-.- No data available at this section
- NA No data available



Horse/Jockey Name	The Catch
Final Rank	8
Fastest Section Time (Section)	0:11.17 (1200m)
Top Speed [km/h] (Section)	65.2 (1400m)
Race State	Finished

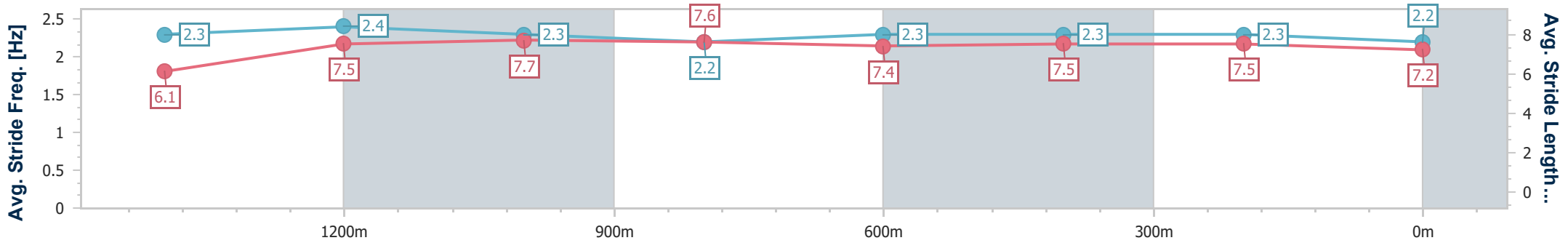
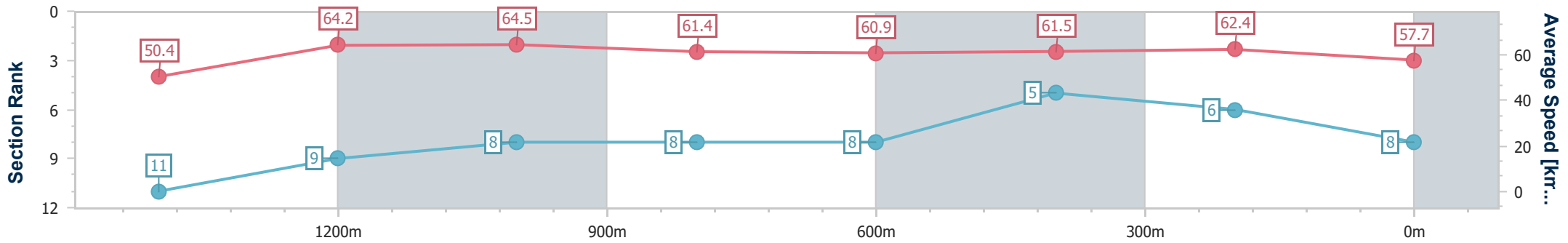


Doomben QLD Professional
Race 6: BECOME A BRC MEMBER OPEN Handicap - 1630m
03 August 2024 - 14:34
Track Rating: Soft 5, Weather: Fine, Rail Position: +4.5m Entire



BRISBANE
RACING CLUB

Section	Overall	1400m	1200m	1000m	800m	600m	400m	200m
Section Times	1:38.19 [8] (0:16.48)	1:21.71 [11] (0:11.18)	1:10.53 [9] (0:11.17)	0:59.36 [8] (0:11.77)	0:47.59 [8] (0:11.85)	0:35.74 [8] (0:11.74)	0:24.00 [5] (0:11.55)	0:12.45 [6] (0:12.45)
Average Speed [km/h]	50.4	64.2	64.5	61.4	60.9	61.5	62.4	57.7
Top Speed [km/h]	64.5	65.2	65.1	63.5	62.1	63.1	63.8	61.1
Avg. Dist. to Rail [m]	1.8	0.7	1.6	1.3	0.8	0.7	2.4	5.2
Avg. Stride Freq. [Hz]	2.3	2.4	2.3	2.2	2.3	2.3	2.3	2.2
Avg. Stride Length [m]	6.1	7.5	7.7	7.6	7.4	7.5	7.5	7.2



- [] Ranking at each section and finish
- .-.- No data available at this section
- NA No data available



Horse/Jockey Name	Sea Raider
Final Rank	9
Fastest Section Time (Section)	0:11.17 (1400m)
Top Speed [km/h] (Section)	65.6 (1400m)
Race State	Finished

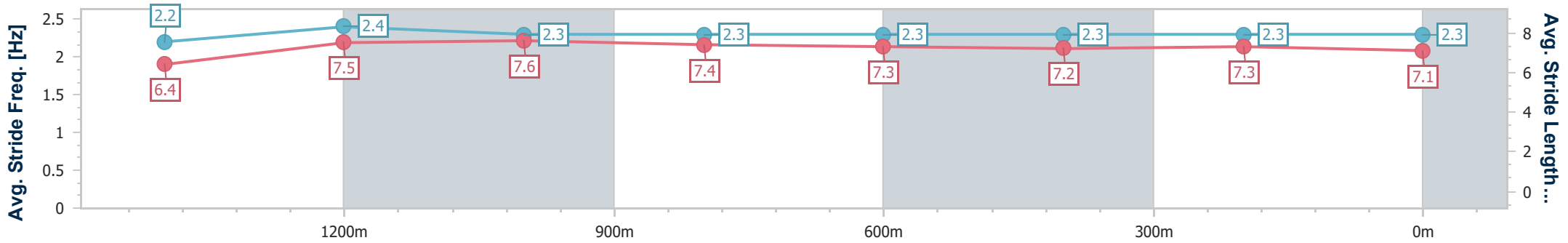
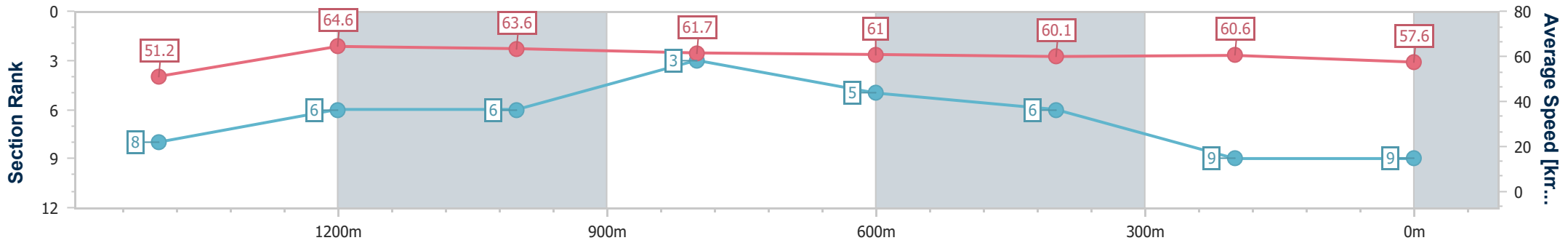


Doomben QLD Professional
Race 6: BECOME A BRC MEMBER OPEN Handicap - 1630m
03 August 2024 - 14:34
Track Rating: Soft 5, Weather: Fine, Rail Position: +4.5m Entire



BRISBANE
RACING CLUB

Section	Overall	1400m	1200m	1000m	800m	600m	400m	200m					
Section Times	1:38.58 [9] (0:16.14)	1:22.44 [8] (0:11.17)	1:11.27 [6] (0:11.32)	0:59.95 [6] (0:11.69)	0:48.26 [3] (0:11.88)	0:36.38 [5] (0:12.02)	0:24.36 [6] (0:11.87)	0:12.49 [9] (0:12.49)					
Average Speed [km/h]	51.2	64.6	63.6	61.7	61.0	60.1	60.6	57.6					
Top Speed [km/h]	63.3	65.6	64.8	62.5	62.0	61.5	61.4	60.5					
Avg. Dist. to Rail [m]	0.8	0.8	2.6	1.6	1.3	0.6	1.5	2.3					
Avg. Stride Freq. [Hz]	2.2	2.4	2.3	2.3	2.3	2.3	2.3	2.3					
Avg. Stride Length [m]	6.4	7.5	7.6	7.4	7.3	7.2	7.3	7.1					



- [] Ranking at each section and finish
- .-.- No data available at this section
- NA No data available



Horse/Jockey Name	Navas Two
Final Rank	10
Fastest Section Time (Section)	0:11.25 (1400m)
Top Speed [km/h] (Section)	64.9 (1400m)
Race State	Finished



Doomben QLD Professional

Race 6: BECOME A BRC MEMBER OPEN Handicap - 1630m

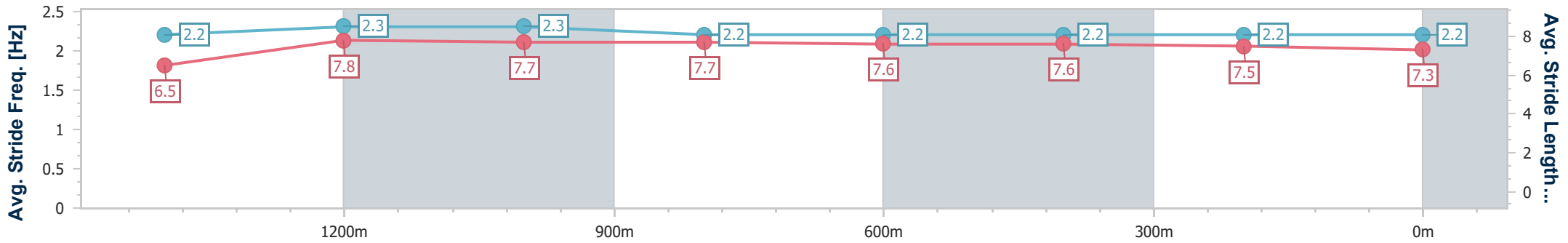
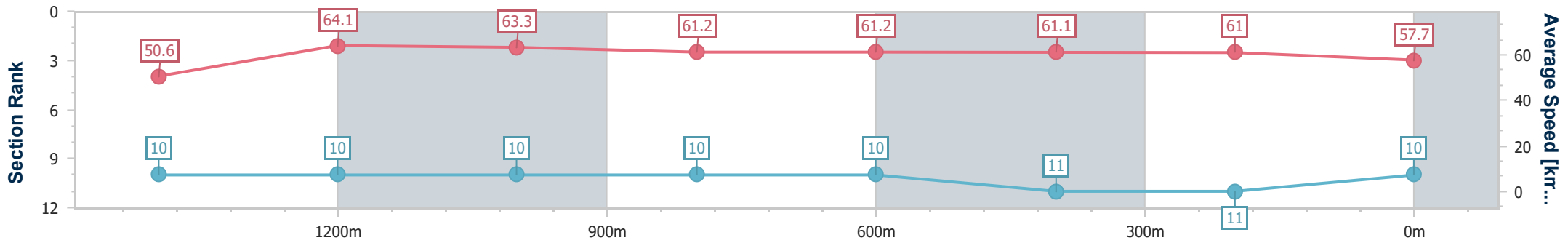
03 August 2024 - 14:34

Track Rating: Soft 5, Weather: Fine, Rail Position: +4.5m Entire



BRISBANE RACING CLUB

Section	Overall	1400m	1200m	1000m	800m	600m	400m	200m
Section Times	1:38.80 [10] (0:16.42)	1:22.38 [10] (0:11.25)	1:11.13 [10] (0:11.40)	0:59.73 [10] (0:11.79)	0:47.94 [10] (0:11.82)	0:36.12 [10] (0:11.84)	0:24.28 [11] (0:11.82)	0:12.46 [11] (0:12.46)
Average Speed [km/h]	50.6	64.1	63.3	61.2	61.2	61.1	61.0	57.7
Top Speed [km/h]	64.9	64.9	63.9	62.7	61.6	61.5	62.1	60.7
Avg. Dist. to Rail [m]	1.9	0.9	2.0	1.3	0.7	0.9	0.6	0.7
Avg. Stride Freq. [Hz]	2.2	2.3	2.3	2.2	2.2	2.2	2.2	2.2
Avg. Stride Length [m]	6.5	7.8	7.7	7.7	7.6	7.6	7.5	7.3



- [] Ranking at each section and finish
- .-.- No data available at this section
- NA No data available



Horse/Jockey Name	Ita
Final Rank	11
Fastest Section Time (Section)	0:11.27 (1400m)
Top Speed [km/h] (Section)	66.3 (1400m)
Race State	Finished



Doomben QLD Professional

Race 6: BECOME A BRC MEMBER OPEN Handicap - 1630m

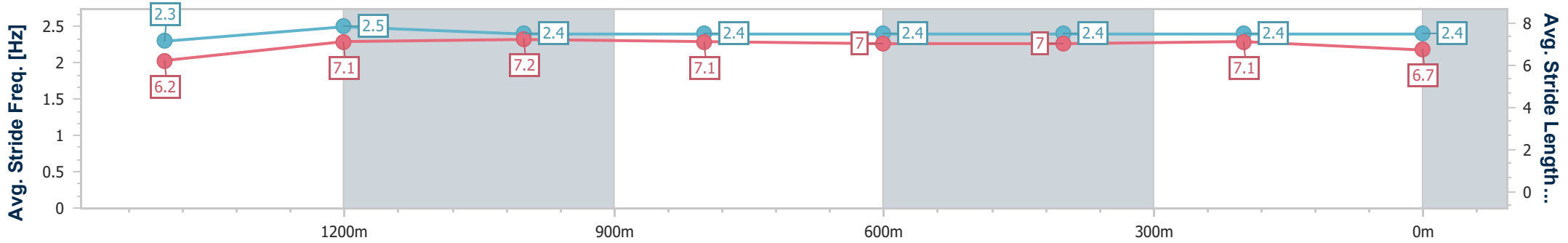
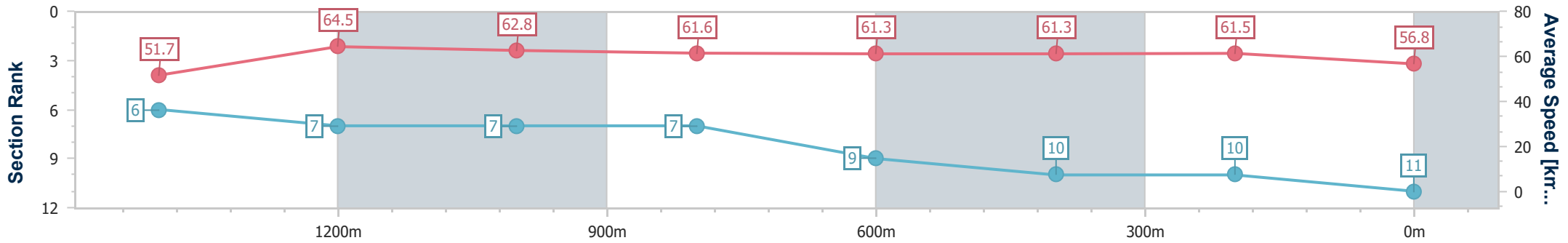
03 August 2024 - 14:34

Track Rating: Soft 5, Weather: Fine, Rail Position: +4.5m Entire



BRISBANE RACING CLUB

Section	Overall	1400m	1200m	1000m	800m	600m	400m	200m
Section Times	1:38.82 [11] (0:16.06)	1:22.76 [6] (0:11.27)	1:11.49 [7] (0:11.48)	1:00.01 [7] (0:11.78)	0:48.23 [7] (0:11.89)	0:36.34 [9] (0:11.88)	0:24.46 [10] (0:11.78)	0:12.68 [10] (0:12.68)
Average Speed [km/h]	51.7	64.5	62.8	61.6	61.3	61.3	61.5	56.8
Top Speed [km/h]	63.9	66.3	63.8	62.9	62.5	61.9	63.0	61.1
Avg. Dist. to Rail [m]	3.3	2.2	4.4	3.2	2.4	2.0	4.4	6.8
Avg. Stride Freq. [Hz]	2.3	2.5	2.4	2.4	2.4	2.4	2.4	2.4
Avg. Stride Length [m]	6.2	7.1	7.2	7.1	7.0	7.0	7.1	6.7



- [] Ranking at each section and finish
- .-.- No data available at this section
- NA No data available