



Doomben QLD Professional

Race 7: U&U RECRUITMENT OPEN Handicap - 1050m

03 August 2024 - 15:10



BRISBANE
RACING CLUB

Track Rating: Soft 5, Weather: Fine, Rail Position: +4.5m Entire

Section													Last 600m	
Field Times		Overall	1000m	800m	600m	400m	200m						0:32.98	
		0:59.28 (0:04.96)	0:54.32 (0:10.91)	0:43.41 (0:10.43)	0:32.98 (0:10.83)	0:22.15 (0:10.72)	0:11.43 (0:11.43)							
Rank	TAB	Horse/Jockey	Barrier	Top Speed [km/h]	Fastest Section								Margin	Distance Travelled [m]
1	8	VODKA MARTINI Emily Lang	1	69.9 800m	0:04.96 Overall	0:59.28 [1] (0:04.96)	0:54.32 [1] (0:10.91)	0:43.41 [1] (0:10.43)	0:32.98 [1] (0:10.83)	0:22.15 [1] (0:10.72)	0:11.43 [1] (0:11.43)	0:59.28	0:32.98	
2	5	HARDWARE LANE Kyle Wilson-Taylor	3	69.2 1000m	0:05.53 Overall	0:59.65 [2] (0:05.53)	0:54.12 [10] (0:10.56)	0:43.56 [5] (0:10.54)	0:33.02 [5] (0:10.78)	0:22.24 [5] (0:10.76)	0:11.48 [2] (0:11.48)	2.19L	0:33.02	+1
3	3	BOOM TORQUE James Orman	7	69.9 400m	0:05.58 Overall	0:59.85 [3] (0:05.58)	0:54.27 [11] (0:11.03)	0:43.24 [10] (0:10.81)	0:32.43 [10] (0:10.79)	0:21.64 [9] (0:10.52)	0:11.12 [9] (0:11.12)	3.38L	0:32.43	+4
4	4	SITUATION ROOM Cejay Graham	9	69.6 600m	0:05.15 Overall	0:59.88 [4] (0:05.15)	0:54.73 [3] (0:11.12)	0:43.61 [6] (0:10.72)	0:32.89 [6] (0:10.82)	0:22.07 [6] (0:10.71)	0:11.36 [6] (0:11.36)	3.54L	0:32.89	+7
5	10	KANAZAWA Nikita Beriman	10	69.0 400m	0:05.16 Overall	1:00.01 [5] (0:05.16)	0:54.85 [4] (0:11.28)	0:43.57 [8] (0:10.72)	0:32.85 [8] (0:10.79)	0:22.06 [7] (0:10.60)	0:11.46 [7] (0:11.46)	4.31L	0:32.85	+4
6	12	HAKKAI MARU Tahlia Fenlon	6	69.8 400m	0:05.38 Overall	1:00.05 [6] (0:05.38)	0:54.67 [9] (0:11.17)	0:43.50 [9] (0:10.75)	0:32.75 [9] (0:10.98)	0:21.77 [10] (0:10.49)	0:11.28 [10] (0:11.28)	4.58L	0:32.75	-1
7	1	BRUDENELL Andrew Mallyon	2	70.7 800m	0:05.16 Overall	1:00.07 [7] (0:05.16)	0:54.91 [4] (0:10.83)	0:44.08 [4] (0:10.56)	0:33.52 [4] (0:10.85)	0:22.67 [4] (0:10.88)	0:11.79 [5] (0:11.79)	4.68L	0:33.52	+5
8	2	RUBIQUITOUS Cody Collis	5	70.7 1000m	0:05.20 Overall	1:00.19 [8] (0:05.20)	0:54.99 [6] (0:10.76)	0:44.23 [3] (0:10.46)	0:33.77 [3] (0:10.80)	0:22.97 [3] (0:11.04)	0:11.93 [4] (0:11.93)	5.36L	0:33.77	+2
9	9	NORTHERN EXPRESS Taylor Marshall	8	70.0 400m	0:05.26 Overall	1:00.25 [9] (0:05.26)	0:54.99 [8] (0:11.41)	0:43.58 [11] (0:10.88)	0:32.70 [11] (0:10.88)	0:21.82 [11] (0:10.62)	0:11.20 [11] (0:11.20)	5.74L	0:32.70	+6
10	15	ECONOMICS Angela Jones	11	71.1 1000m	0:05.24 Overall	1:00.36 [10] (0:05.24)	0:55.12 [7] (0:10.65)	0:44.47 [2] (0:10.41)	0:34.06 [2] (0:10.91)	0:23.15 [2] (0:10.96)	0:12.19 [3] (0:12.19)	6.41L	0:34.06	+9

Scratched: Rejoiced (#14), Osamu (#11), Ovidius (#7), Mahbaby (#13), King Klaus (#6)

[] Ranking at each section and finish
 -:-:- No data available at this section
 NA No data available

SCN Saddle cloth number
 DNF Did not finish
 DNT Did not track



Doomben QLD Professional

Race 7: U&U RECRUITMENT OPEN Handicap - 1050m

03 August 2024 - 15:10



BRISBANE
RACING CLUB

Track Rating: Soft 5, Weather: Fine, Rail Position: +4.5m Entire

Section	Overall	1000m	800m	600m	400m	200m	Last 600m
Field Times	0:59.28 (0:04.96)	0:54.32 (0:10.91)	0:43.41 (0:10.43)	0:32.98 (0:10.83)	0:22.15 (0:10.72)	0:11.43 (0:11.43)	0:32.98

Rank	TAB	Horse/Jockey	Barrier	Top Speed [km/h]	Fastest Section	Margin	Distance Travelled [m]
11	16	GLORIOUS RUBY Samantha Collett	4	68.4 400m	0:05.11 Overall (0:05.11)	1:00.38 [11] (0:11.19)	0:55.27 [2] (0:10.70)
						0:44.08 [7] (0:10.99)	0:33.38 [7] (0:10.68)
						0:22.39 [8] (0:11.71)	0:11.71 [8] (0:11.71)
						6.47L	0:33.38 -1

Scratched: Rejoiced (#14), Osamu (#11), Ovidius (#7), Mahbaby (#13), King Klaus (#6)

[] Ranking at each section and finish
 -:-:- No data available at this section
 NA No data available

SCN Saddle cloth number
 DNF Did not finish
 DNT Did not track



Horse/Jockey Name	Vodka Martini
Final Rank	1
Fastest Section Time (Section)	0:04.96 (Overall)
Top Speed [km/h] (Section)	69.9 (800m)
Race State	Finished

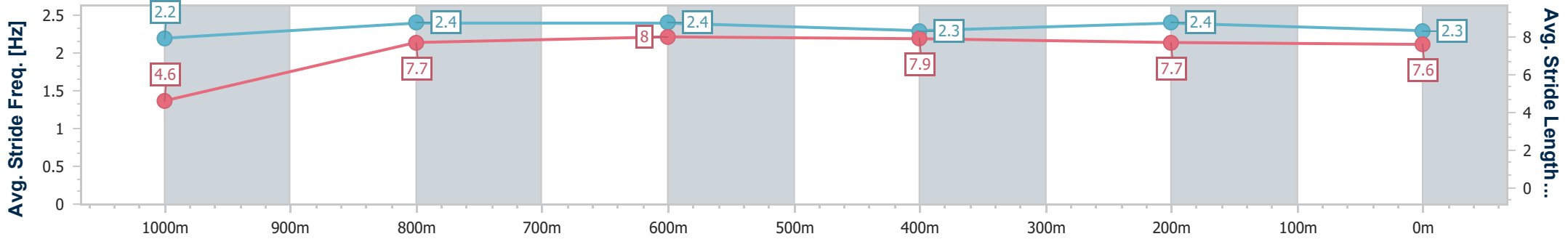
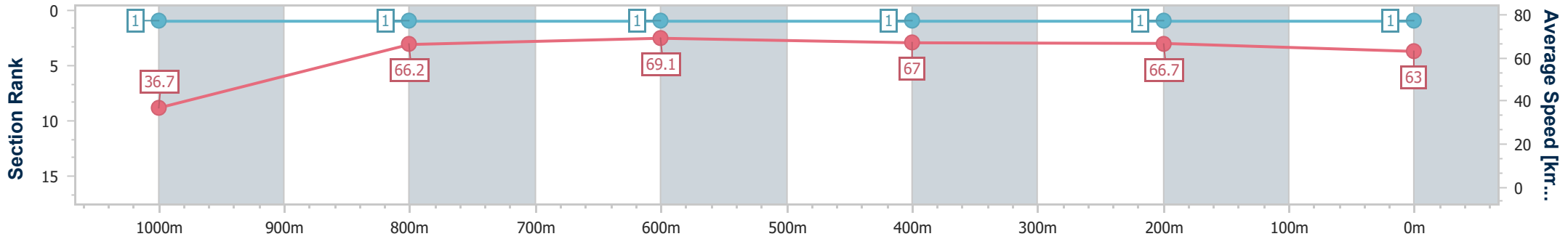


Doomben QLD Professional
Race 7: U&U RECRUITMENT OPEN Handicap - 1050m
 03 August 2024 - 15:10
 Track Rating: Soft 5, Weather: Fine, Rail Position: +4.5m Entire



BRISBANE
RACING CLUB

Section	Overall	1000m	800m	600m	400m	200m
Section Times	0:59.28 [1] (0:04.96)	0:54.32 [1] (0:10.91)	0:43.41 [1] (0:10.43)	0:32.98 [1] (0:10.83)	0:22.15 [1] (0:10.72)	0:11.43 [1] (0:11.43)
Average Speed [km/h]	36.7	66.2	69.1	67.0	66.7	63.0
Top Speed [km/h]	59.6	69.2	69.9	68.5	68.6	66.5
Avg. Dist. to Rail [m]	1.6	1.0	0.8	1.3	1.1	1.2
Avg. Stride Freq. [Hz]	2.2	2.4	2.4	2.3	2.4	2.3
Avg. Stride Length [m]	4.6	7.7	8.0	7.9	7.7	7.6



- [] Ranking at each section and finish
- .-.- No data available at this section
- NA No data available



Horse/Jockey Name	Hardware Lane
Final Rank	2
Fastest Section Time (Section)	0:05.53 (Overall)
Top Speed [km/h] (Section)	69.2 (1000m)
Race State	Finished



Doomben QLD Professional

Race 7: U&U RECRUITMENT OPEN Handicap - 1050m

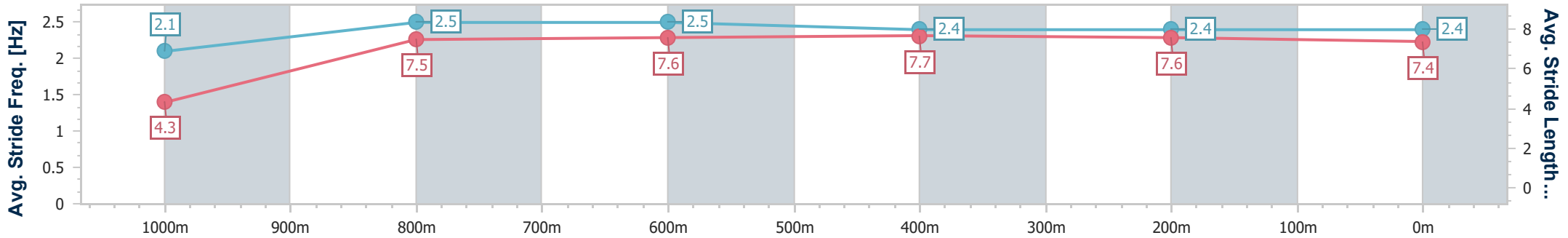
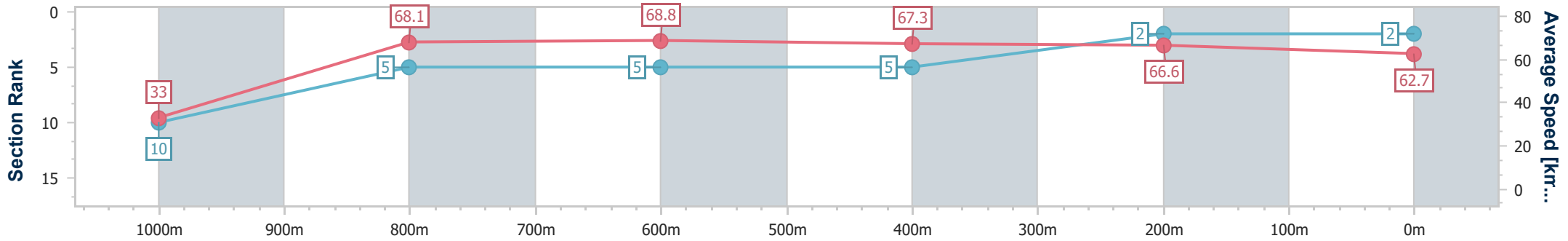
03 August 2024 - 15:10

Track Rating: Soft 5, Weather: Fine, Rail Position: +4.5m Entire



BRISBANE RACING CLUB

Section	Overall	1000m	800m	600m	400m	200m
Section Times	0:59.65 [2] (0:05.53)	0:54.12 [10] (0:10.56)	0:43.56 [5] (0:10.54)	0:33.02 [5] (0:10.78)	0:22.24 [5] (0:10.76)	0:11.48 [2] (0:11.48)
Average Speed [km/h]	33.0	68.1	68.8	67.3	66.6	62.7
Top Speed [km/h]	59.8	69.2	69.0	68.8	67.8	66.1
Avg. Dist. to Rail [m]	1.8	1.2	2.3	2.4	1.9	0.6
Avg. Stride Freq. [Hz]	2.1	2.5	2.5	2.4	2.4	2.4
Avg. Stride Length [m]	4.3	7.5	7.6	7.7	7.6	7.4



- [] Ranking at each section and finish
- .-.- No data available at this section
- NA No data available



Horse/Jockey Name	Boom Torque
Final Rank	3
Fastest Section Time (Section)	0:05.58 (Overall)
Top Speed [km/h] (Section)	69.9 (400m)
Race State	Finished

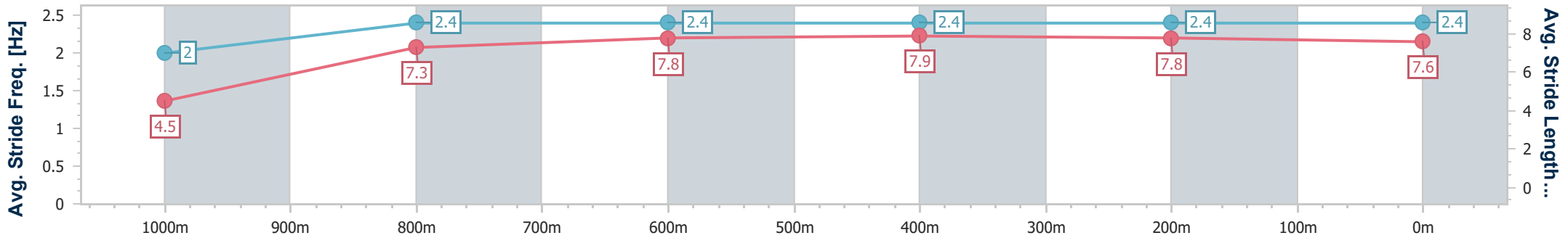
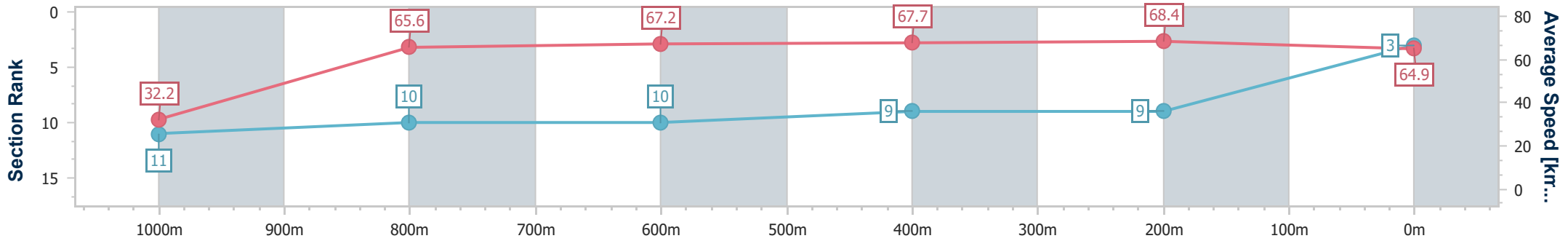


Doomben QLD Professional
Race 7: U&U RECRUITMENT OPEN Handicap - 1050m
03 August 2024 - 15:10
Track Rating: Soft 5, Weather: Fine, Rail Position: +4.5m Entire



BRISBANE
RACING CLUB

Section	Overall	1000m	800m	600m	400m	200m
Section Times	0:59.85 [3] (0:05.58)	0:54.27 [11] (0:11.03)	0:43.24 [10] (0:10.81)	0:32.43 [10] (0:10.79)	0:21.64 [9] (0:10.52)	0:11.12 [9]
Average Speed [km/h]	32.2	65.6	67.2	67.7	68.4	64.9
Top Speed [km/h]	57.0	69.3	69.2	67.8	69.9	67.5
Avg. Dist. to Rail [m]	6.4	1.3	2.5	2.1	3.8	7.9
Avg. Stride Freq. [Hz]	2.0	2.4	2.4	2.4	2.4	2.4
Avg. Stride Length [m]	4.5	7.3	7.8	7.9	7.8	7.6



- [] Ranking at each section and finish
- .-.- No data available at this section
- NA No data available



Horse/Jockey Name	Situation Room
Final Rank	4
Fastest Section Time (Section)	0:05.15 (Overall)
Top Speed [km/h] (Section)	69.6 (600m)
Race State	Finished

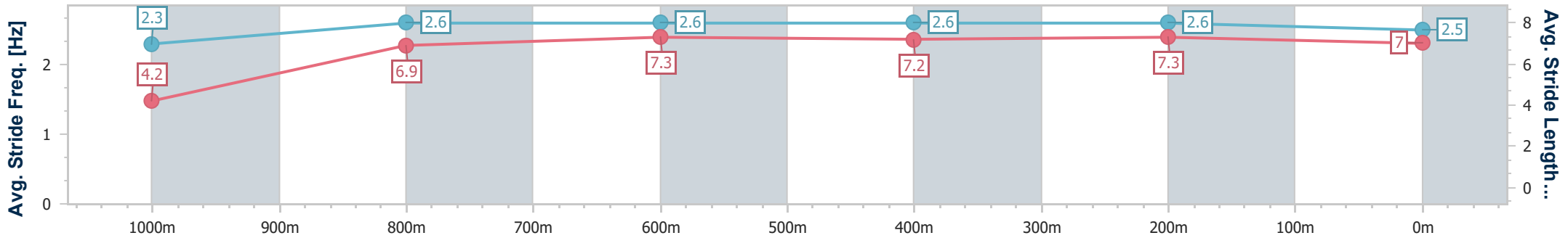
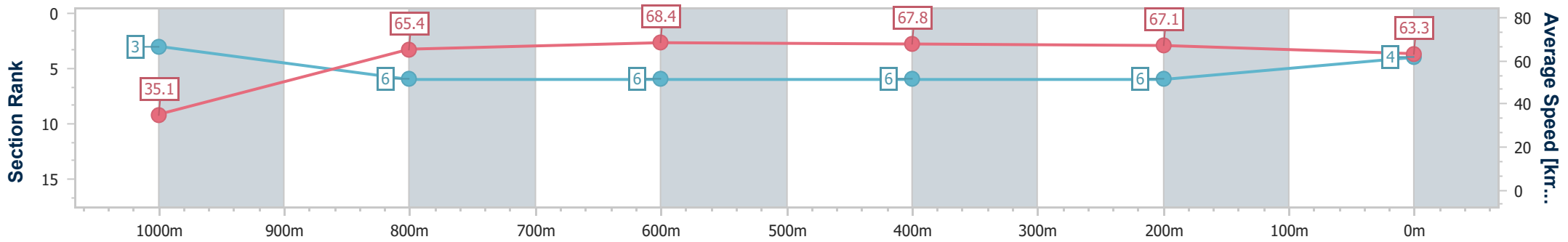


Doomben QLD Professional
Race 7: U&U RECRUITMENT OPEN Handicap - 1050m
03 August 2024 - 15:10
Track Rating: Soft 5, Weather: Fine, Rail Position: +4.5m Entire



BRISBANE
RACING CLUB

Section	Overall	1000m	800m	600m	400m	200m
Section Times	0:59.88 [4] (0:05.15)	0:54.73 [3] (0:11.12)	0:43.61 [6] (0:10.72)	0:32.89 [6] (0:10.82)	0:22.07 [6] (0:10.71)	0:11.36 [6] (0:11.36)
Average Speed [km/h]	35.1	65.4	68.4	67.8	67.1	63.3
Top Speed [km/h]	56.5	67.3	69.4	69.6	68.0	66.6
Avg. Dist. to Rail [m]	7.9	4.1	4.3	2.9	2.3	3.4
Avg. Stride Freq. [Hz]	2.3	2.6	2.6	2.6	2.6	2.5
Avg. Stride Length [m]	4.2	6.9	7.3	7.2	7.3	7.0



- [] Ranking at each section and finish
- .-.- No data available at this section
- NA No data available



Horse/Jockey Name	Kanazawa
Final Rank	5
Fastest Section Time (Section)	0:05.16 (Overall)
Top Speed [km/h] (Section)	69.0 (400m)
Race State	Finished

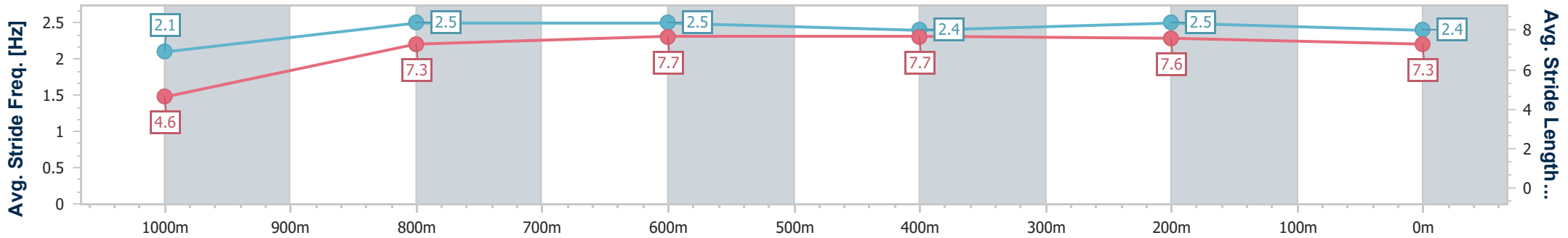
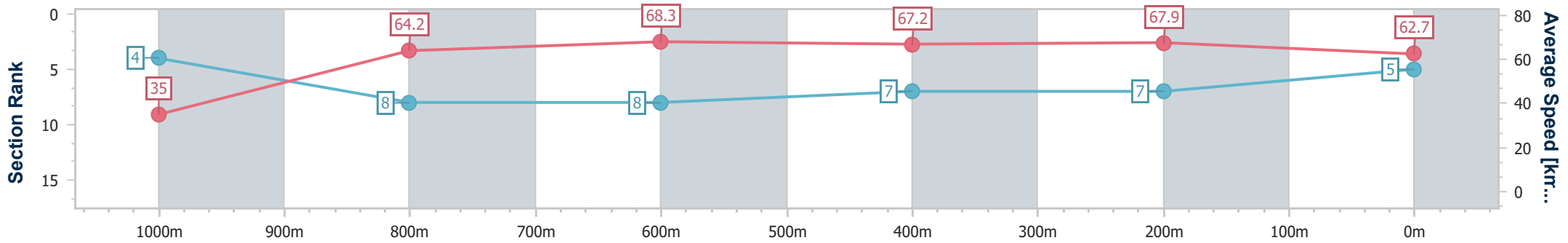


Doomben QLD Professional
Race 7: U&U RECRUITMENT OPEN Handicap - 1050m
 03 August 2024 - 15:10
 Track Rating: Soft 5, Weather: Fine, Rail Position: +4.5m Entire



BRISBANE
RACING CLUB

Section	Overall	1000m	800m	600m	400m	200m
Section Times	1:00.01 [5] (0:05.16)	0:54.85 [4] (0:11.28)	0:43.57 [8] (0:10.72)	0:32.85 [8] (0:10.79)	0:22.06 [7] (0:10.60)	0:11.46 [7] (0:11.46)
Average Speed [km/h]	35.0	64.2	68.3	67.2	67.9	62.7
Top Speed [km/h]	54.5	67.5	68.7	68.7	69.0	66.6
Avg. Dist. to Rail [m]	9.1	4.1	2.6	1.1	2.5	6.0
Avg. Stride Freq. [Hz]	2.1	2.5	2.5	2.4	2.5	2.4
Avg. Stride Length [m]	4.6	7.3	7.7	7.7	7.6	7.3



- [] Ranking at each section and finish
- .-.- No data available at this section
- NA No data available



Horse/Jockey Name	Hakkai Maru
Final Rank	6
Fastest Section Time (Section)	0:05.38 (Overall)
Top Speed [km/h] (Section)	69.8 (400m)
Race State	Finished

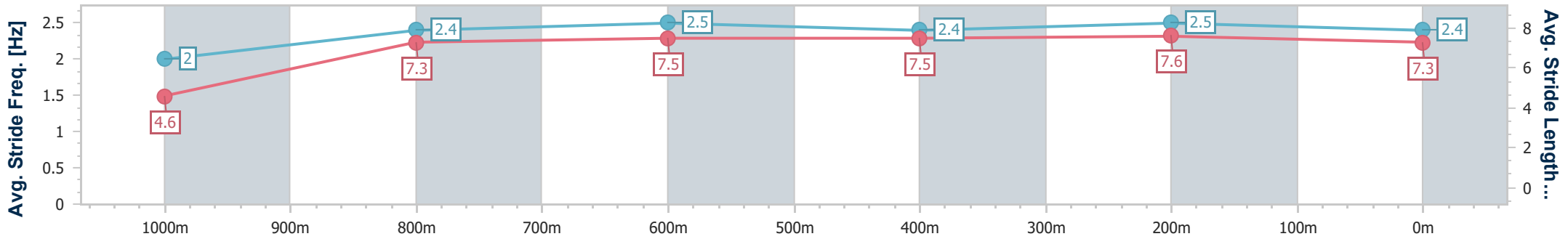
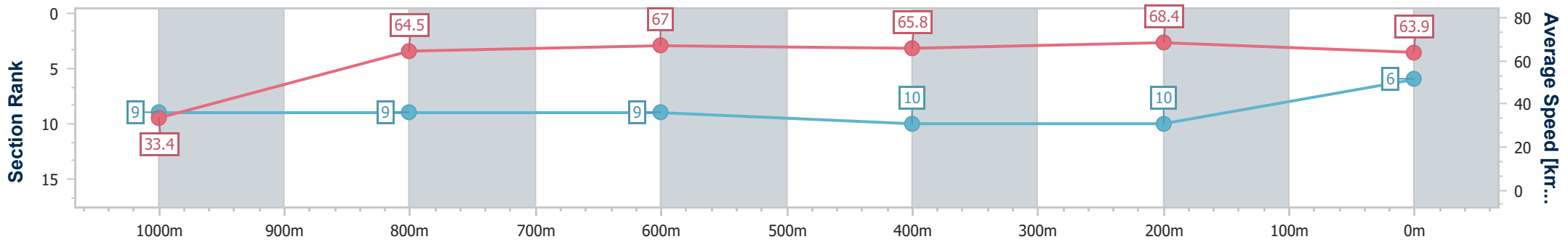


Doomben QLD Professional
 Race 7: U&U RECRUITMENT OPEN Handicap - 1050m
 03 August 2024 - 15:10
 Track Rating: Soft 5, Weather: Fine, Rail Position: +4.5m Entire



BRISBANE
 RACING CLUB

Section	Overall	1000m	800m	600m	400m	200m
Section Times	1:00.05 [6] (0:05.38)	0:54.67 [9] (0:11.17)	0:43.50 [9] (0:10.75)	0:32.75 [9] (0:10.98)	0:21.77 [10] (0:10.49)	0:11.28 [10] (0:11.28)
Average Speed [km/h]	33.4	64.5	67.0	65.8	68.4	63.9
Top Speed [km/h]	53.3	67.5	67.8	67.5	69.8	67.6
Avg. Dist. to Rail [m]	5.7	0.9	0.6	1.0	1.6	1.9
Avg. Stride Freq. [Hz]	2.0	2.4	2.5	2.4	2.5	2.4
Avg. Stride Length [m]	4.6	7.3	7.5	7.5	7.6	7.3



- [] Ranking at each section and finish
- .-.- No data available at this section
- NA No data available



Horse/Jockey Name	Brudenell
Final Rank	7
Fastest Section Time (Section)	0:05.16 (Overall)
Top Speed [km/h] (Section)	70.7 (800m)
Race State	Finished

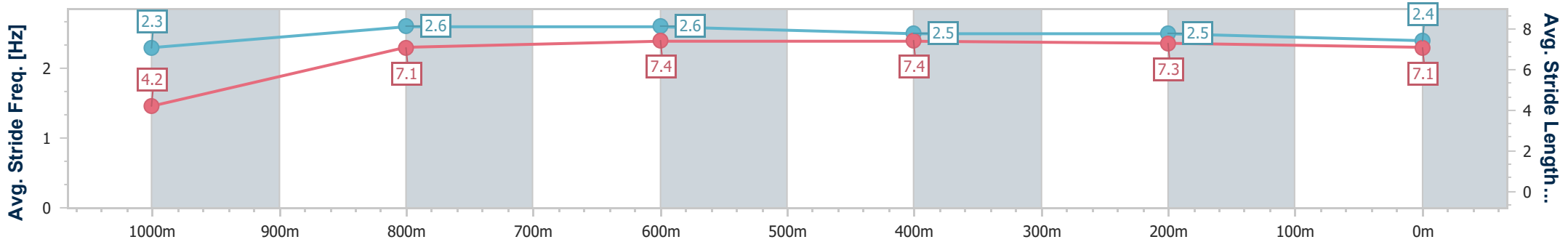
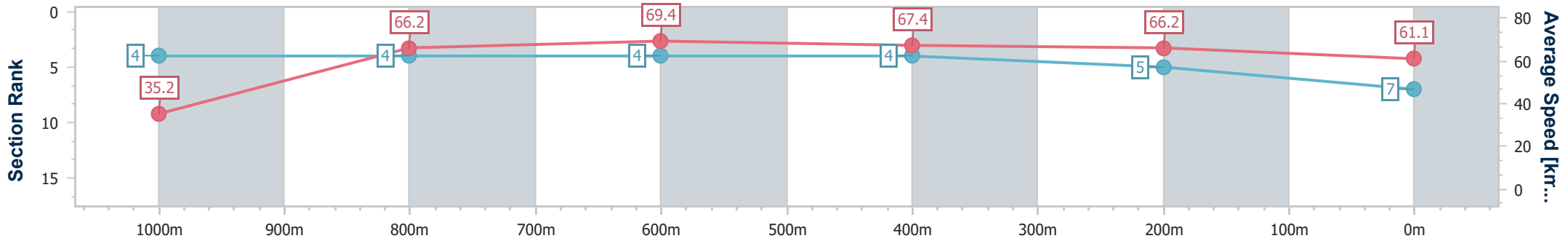


Doomben QLD Professional
Race 7: U&U RECRUITMENT OPEN Handicap - 1050m
03 August 2024 - 15:10
Track Rating: Soft 5, Weather: Fine, Rail Position: +4.5m Entire



BRISBANE
RACING CLUB

Section	Overall	1000m	800m	600m	400m	200m
Section Times	1:00.07 [7] (0:05.16)	0:54.91 [4] (0:10.83)	0:44.08 [4] (0:10.56)	0:33.52 [4] (0:10.85)	0:22.67 [4] (0:10.88)	0:11.79 [5] (0:11.79)
Average Speed [km/h]	35.2	66.2	69.4	67.4	66.2	61.1
Top Speed [km/h]	58.4	68.2	70.7	69.7	68.3	64.2
Avg. Dist. to Rail [m]	0.8	0.4	3.0	3.0	2.0	0.9
Avg. Stride Freq. [Hz]	2.3	2.6	2.6	2.5	2.5	2.4
Avg. Stride Length [m]	4.2	7.1	7.4	7.4	7.3	7.1



- [] Ranking at each section and finish
- .-.- No data available at this section
- NA No data available



Horse/Jockey Name	Rubiquitous
Final Rank	8
Fastest Section Time (Section)	0:05.20 (Overall)
Top Speed [km/h] (Section)	70.7 (1000m)
Race State	Finished

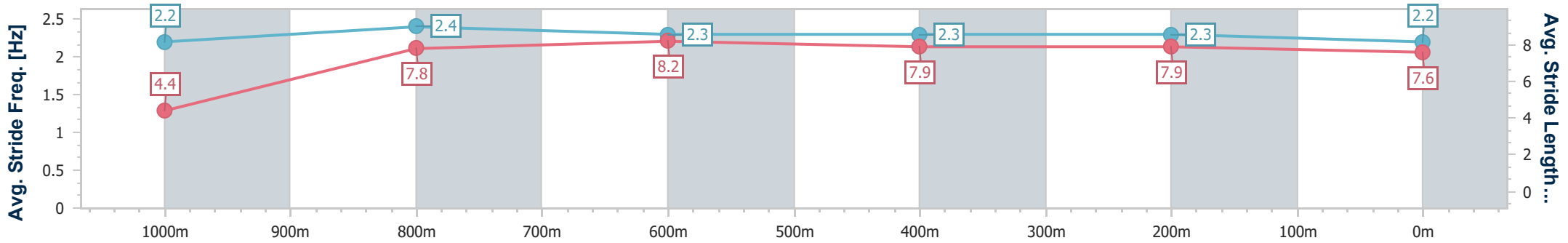
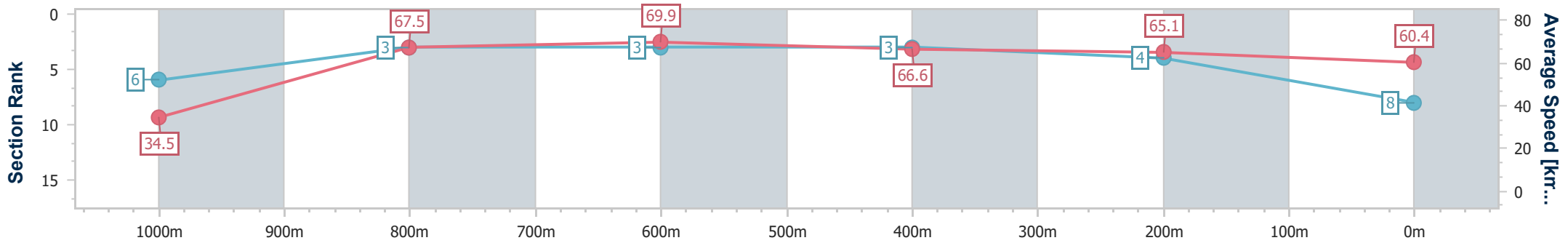


Doomben QLD Professional
Race 7: U&U RECRUITMENT OPEN Handicap - 1050m
03 August 2024 - 15:10
Track Rating: Soft 5, Weather: Fine, Rail Position: +4.5m Entire



BRISBANE
RACING CLUB

Section	Overall	1000m	800m	600m	400m	200m
Section Times	1:00.19 [8] (0:05.20)	0:54.99 [6] (0:10.76)	0:44.23 [3] (0:10.46)	0:33.77 [3] (0:10.80)	0:22.97 [3] (0:11.04)	0:11.93 [4]
Average Speed [km/h]	34.5	67.5	69.9	66.6	65.1	60.4
Top Speed [km/h]	58.3	70.7	70.7	68.2	65.8	64.7
Avg. Dist. to Rail [m]	5.1	3.6	2.4	0.9	1.0	1.1
Avg. Stride Freq. [Hz]	2.2	2.4	2.3	2.3	2.3	2.2
Avg. Stride Length [m]	4.4	7.8	8.2	7.9	7.9	7.6



- [] Ranking at each section and finish
- .-.- No data available at this section
- NA No data available



Horse/Jockey Name	Northern Express
Final Rank	9
Fastest Section Time (Section)	0:05.26 (Overall)
Top Speed [km/h] (Section)	70.0 (400m)
Race State	Finished

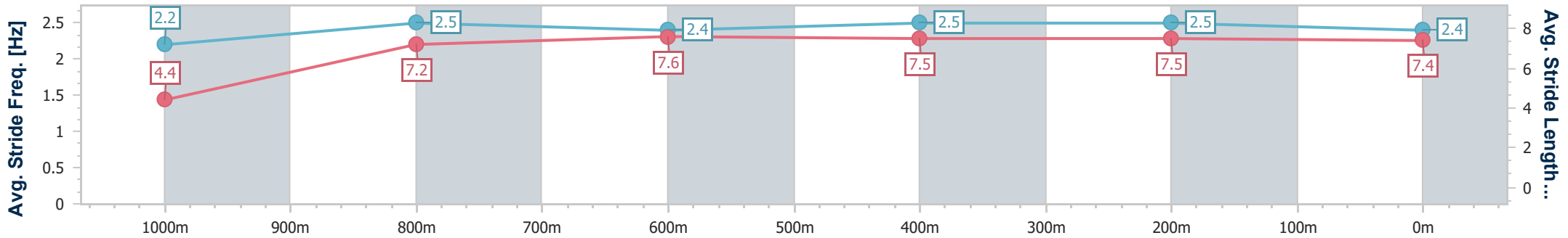
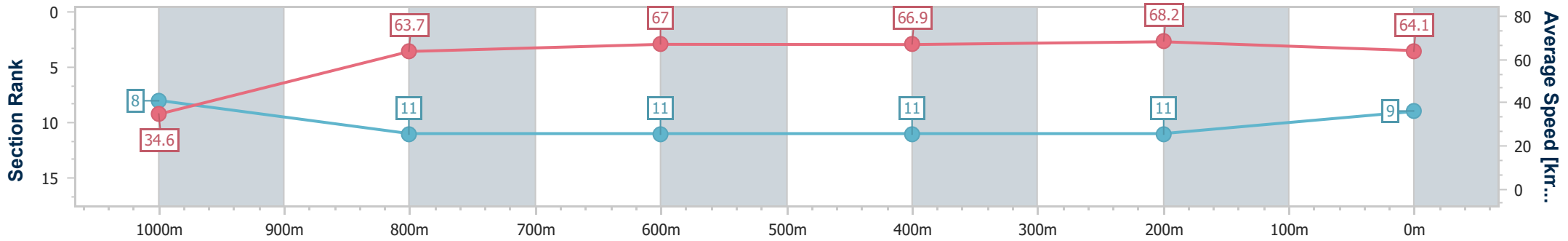


Doomben QLD Professional
Race 7: U&U RECRUITMENT OPEN Handicap - 1050m
 03 August 2024 - 15:10
 Track Rating: Soft 5, Weather: Fine, Rail Position: +4.5m Entire



BRISBANE
 RACING CLUB

Section	Overall	1000m	800m	600m	400m	200m
Section Times	1:00.25 [9] (0:05.26)	0:54.99 [8] (0:11.41)	0:43.58 [11] (0:10.88)	0:32.70 [11] (0:10.88)	0:21.82 [11] (0:10.62)	0:11.20 [11] (0:11.20)
Average Speed [km/h]	34.6	63.7	67.0	66.9	68.2	64.1
Top Speed [km/h]	55.6	67.6	68.0	68.1	70.0	68.4
Avg. Dist. to Rail [m]	7.0	3.2	2.6	2.4	1.2	3.3
Avg. Stride Freq. [Hz]	2.2	2.5	2.4	2.5	2.5	2.4
Avg. Stride Length [m]	4.4	7.2	7.6	7.5	7.5	7.4



- [] Ranking at each section and finish
- .-.- No data available at this section
- NA No data available



Horse/Jockey Name	Economics
Final Rank	10
Fastest Section Time (Section)	0:05.24 (Overall)
Top Speed [km/h] (Section)	71.1 (1000m)
Race State	Finished



Doomben QLD Professional
Race 7: U&U RECRUITMENT OPEN Handicap - 1050m

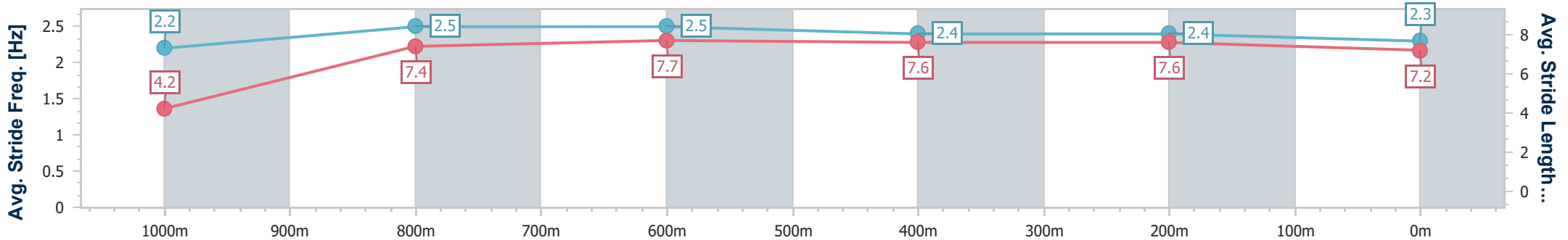
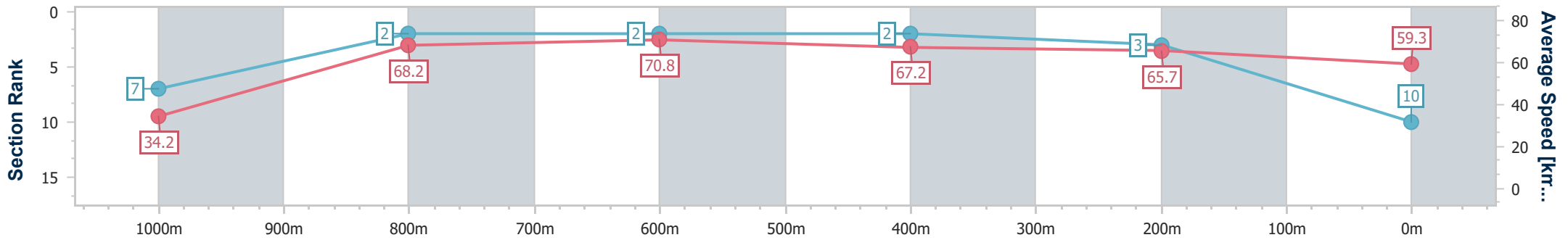
03 August 2024 - 15:10

Track Rating: Soft 5, Weather: Fine, Rail Position: +4.5m Entire



BRISBANE RACING CLUB

Section	Overall	1000m	800m	600m	400m	200m
Section Times	1:00.36 [10] (0:05.24)	0:55.12 [7] (0:10.65)	0:44.47 [2] (0:10.41)	0:34.06 [2] (0:10.91)	0:23.15 [2] (0:10.96)	0:12.19 [3] (0:12.19)
Average Speed [km/h]	34.2	68.2	70.8	67.2	65.7	59.3
Top Speed [km/h]	59.5	71.1	71.0	69.8	67.0	63.3
Avg. Dist. to Rail [m]	10.2	4.7	4.5	3.7	1.1	0.7
Avg. Stride Freq. [Hz]	2.2	2.5	2.5	2.4	2.4	2.3
Avg. Stride Length [m]	4.2	7.4	7.7	7.6	7.6	7.2



- [] Ranking at each section and finish
- .-.- No data available at this section
- NA No data available



Horse/Jockey Name	Glorious Ruby
Final Rank	11
Fastest Section Time (Section)	0:05.11 (Overall)
Top Speed [km/h] (Section)	68.4 (400m)
Race State	Finished

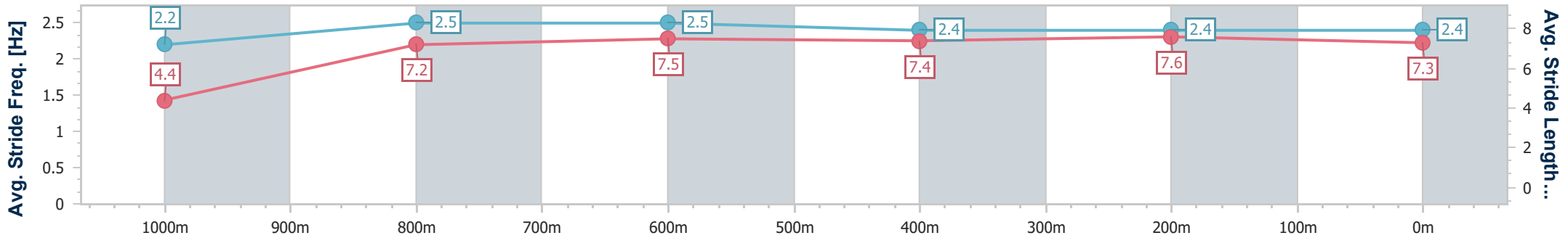
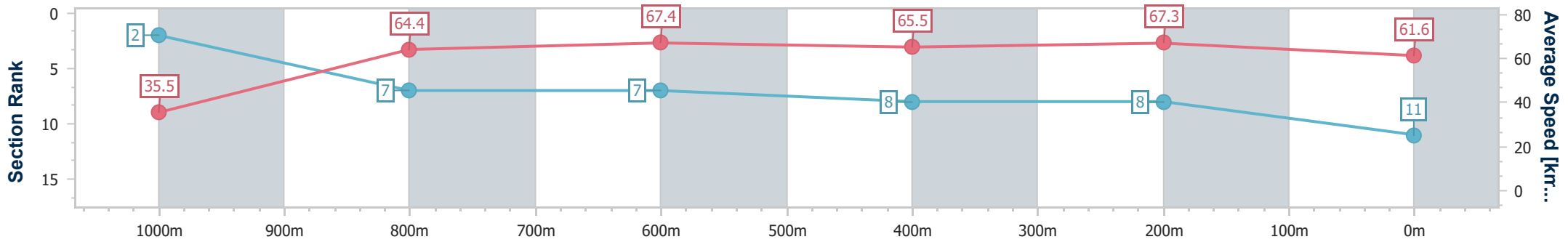


Doomben QLD Professional
 Race 7: U&U RECRUITMENT OPEN Handicap - 1050m
 03 August 2024 - 15:10
 Track Rating: Soft 5, Weather: Fine, Rail Position: +4.5m Entire



BRISBANE
RACING CLUB

Section	Overall	1000m	800m	600m	400m	200m
Section Times	1:00.38 [11] (0:05.11)	0:55.27 [2] (0:11.19)	0:44.08 [7] (0:10.70)	0:33.38 [7] (0:10.99)	0:22.39 [8] (0:10.68)	0:11.71 [8]
Average Speed [km/h]	35.5	64.4	67.4	65.5	67.3	61.6
Top Speed [km/h]	55.8	67.5	67.8	67.8	68.4	66.6
Avg. Dist. to Rail [m]	4.1	0.9	0.3	0.7	1.2	1.8
Avg. Stride Freq. [Hz]	2.2	2.5	2.5	2.4	2.4	2.4
Avg. Stride Length [m]	4.4	7.2	7.5	7.4	7.6	7.3



- [] Ranking at each section and finish
- .-.- No data available at this section
- NA No data available