



Doomben QLD Professional

Race 9: LADBROKES COMMUNITIES BENCHMARK 85 Handicap - 1200m

03 August 2024 - 16:27



BRISBANE
RACING CLUB

Track Rating: Soft 5, Weather: Fine, Rail Position: +4.5m Entire

Section		Overall	1000m	800m	600m	400m	200m	Last 600m					
Field Times		1:09.31 (0:13.21)	0:56.10 (0:11.00)	0:45.10 (0:11.11)	0:33.99 (0:11.06)	0:22.93 (0:11.13)	0:11.80 (0:11.80)	0:33.99					
Rank	TAB Horse/Jockey	Barrier	Top Speed [km/h]	Fastest Section						Margin	Distance Travelled [m]		
1	18 MY SNOW QUEEN Tahlia Fenlon	18	66.9 Overall	0:10.97 400m	1:09.31 [1] (0:13.21)	0:56.10 [1] (0:11.00)	0:45.10 [1] (0:11.15)	0:33.95 [2] (0:11.18)	0:22.77 [2] (0:10.97)	0:11.80 [1] (0:11.80)	1:09.31	0:33.95	
2	6 MANHOOD Kyle Wilson-Taylor	6	68.7 1000m	0:11.01 600m	1:09.46 [2] (0:13.48)	0:55.98 [4] (0:11.05)	0:44.93 [4] (0:11.14)	0:33.79 [3] (0:11.01)	0:22.78 [3] (0:11.01)	0:11.77 [3] (0:11.77)	0.88L	0:33.79	+2
3	21 SAFEWORK Boris Thornton	2	66.8 400m	0:10.88 400m	1:09.52 [3] (0:13.89)	0:55.63 [8] (0:11.30)	0:44.33 [8] (0:11.12)	0:33.21 [8] (0:10.92)	0:22.29 [8] (0:10.88)	0:11.41 [8] (0:11.41)	1.22L	0:33.21	+0
4	22 DEFIANT SPIRIT Cody Collis	13	68.4 400m	0:10.74 400m	1:09.54 [4] (0:14.27)	0:55.27 [11] (0:11.31)	0:43.96 [11] (0:11.10)	0:32.86 [11] (0:10.82)	0:22.04 [10] (0:10.74)	0:11.30 [10] (0:11.30)	1.36L	0:32.86	+4
5	24 PLUNDERING Bailey Wheeler	7	66.6 1000m	0:11.04 1000m	1:09.54 [5] (0:13.46)	0:56.08 [3] (0:11.04)	0:45.04 [3] (0:11.18)	0:33.86 [4] (0:11.05)	0:22.81 [4] (0:11.06)	0:11.75 [4] (0:11.75)	1.37L	0:33.86	+6
6	1 EF TROOP Emily Lang	10	67.5 Overall	0:10.95 1000m	1:09.55 [6] (0:13.34)	0:56.21 [2] (0:10.95)	0:45.26 [2] (0:11.03)	0:34.23 [1] (0:11.06)	0:23.17 [1] (0:11.15)	0:12.02 [2] (0:12.02)	1.41L	0:34.23	+5
7	8 PIZARRO James Orman	1	66.8 400m	0:11.00 400m	1:09.69 [7] (0:13.72)	0:55.97 [6] (0:11.20)	0:44.77 [6] (0:11.08)	0:33.69 [6] (0:11.05)	0:22.64 [5] (0:11.00)	0:11.64 [5] (0:11.64)	2.23L	0:33.69	+1
8	15 MAHBABY Karl Zechner	4	66.4 400m	0:11.00 400m	1:09.73 [8] (0:13.69)	0:56.04 [5] (0:11.15)	0:44.89 [5] (0:11.11)	0:33.78 [5] (0:11.14)	0:22.64 [6] (0:11.00)	0:11.64 [6] (0:11.64)	2.48L	0:33.78	+4
9	7 SWEET MARGOT MAY Andrew Mallyon	11	67.1 800m	0:10.94 400m	1:09.76 [9] (0:13.74)	0:56.02 [7] (0:11.30)	0:44.72 [7] (0:11.14)	0:33.58 [7] (0:10.98)	0:22.60 [7] (0:10.94)	0:11.66 [7] (0:11.66)	2.61L	0:33.58	+4
10	19 VIMINELE Georgina Cartwright	8	67.3 600m	0:10.85 400m	1:09.76 [10] (0:14.16)	0:55.60 [10] (0:11.32)	0:44.28 [10] (0:10.98)	0:33.30 [9] (0:10.91)	0:22.39 [9] (0:10.85)	0:11.54 [9] (0:11.54)	2.63L	0:33.30	+2

Scratched: Sir Warwick (#14), Chatty Lady (#3), Hatchet (#2), Pocket Full (#9), Heroic Miss (#20), Ovidius (#4), Emperor (#13), Black On Beauty (#12), Space Tracker (#11), Kanazawa (#5), Brereton (#23), Nan

[] Ranking at each section and finish
 -:-:- No data available at this section
 NA No data available
 SCN Saddle cloth number
 DNF Did not finish
 DNT Did not track



Doomben QLD Professional
Race 9: LADBROKES COMMUNITIES BENCHMARK 85 Handicap - 1200m
03 August 2024 - 16:27



BRISBANE
RACING CLUB

Track Rating: Soft 5, Weather: Fine, Rail Position: +4.5m Entire

Section	Overall	1000m	800m	600m	400m	200m	Last 600m
Field Times	1:09.31 (0:13.21)	0:56.10 (0:11.00)	0:45.10 (0:11.11)	0:33.99 (0:11.06)	0:22.93 (0:11.13)	0:11.80 (0:11.80)	0:33.99

Rank	TAB	Horse/Jockey	Barrier	Top Speed [km/h]	Fastest Section	Margin	Distance Travelled [m]
11	17	KORUTO	5	67.3	0:11.03	6.6L	+4
		Cejay Graham		600m	600m		

Scratched: Sir Warwick (#14), Chatty Lady (#3), Hatchet (#2), Pocket Full (#9), Heroic Miss (#20), Ovidius (#4), Emperor (#13), Black On Beauty (#12), Space Tracker (#11), Kanazawa (#5), Brereton (#23), Nan

[] Ranking at each section and finish
 -:-:- No data available at this section
 NA No data available

SCN Saddle cloth number
 DNF Did not finish
 DNT Did not track



Horse/Jockey Name	My Snow Queen
Final Rank	1
Fastest Section Time (Section)	0:10.97 (400m)
Top Speed [km/h] (Section)	66.9 (Overall)
Race State	Finished



Doomben QLD Professional
Race 9: LADBROKES COMMUNITIES BENCHMARK 85
Handicap - 1200m

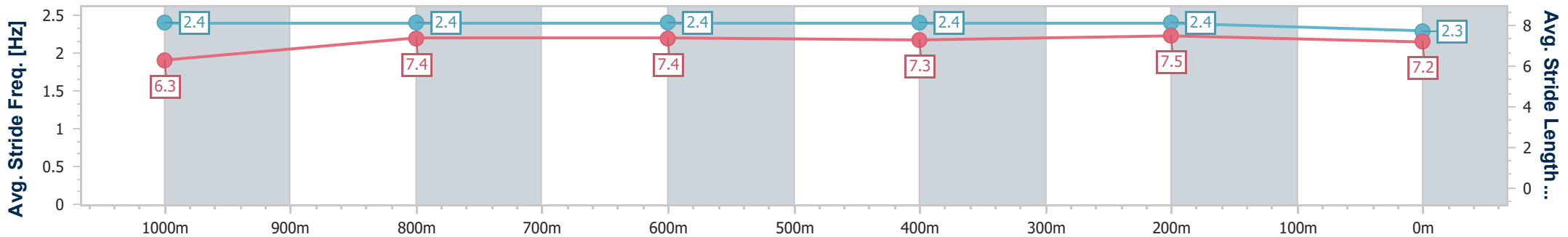
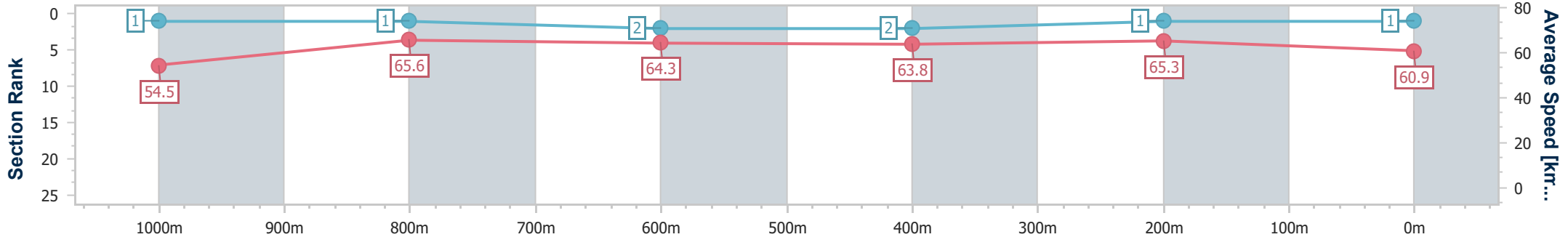
03 August 2024 - 16:27

Track Rating: Soft 5, Weather: Fine, Rail Position: +4.5m Entire



BRISBANE
RACING CLUB

Section	Overall	1000m	800m	600m	400m	200m
Section Times	1:09.31 [1] (0:13.21)	0:56.10 [1] (0:11.00)	0:45.10 [1] (0:11.15)	0:33.95 [2] (0:11.18)	0:22.77 [2] (0:10.97)	0:11.80 [1] (0:11.80)
Average Speed [km/h]	54.5	65.6	64.3	63.8	65.3	60.9
Top Speed [km/h]	66.9	66.7	65.6	65.3	66.6	64.7
Avg. Dist. to Rail [m]	7.0	0.3	0.7	1.1	2.8	0.7
Avg. Stride Freq. [Hz]	2.4	2.4	2.4	2.4	2.4	2.3
Avg. Stride Length [m]	6.3	7.4	7.4	7.3	7.5	7.2



- [] Ranking at each section and finish
- .-.- No data available at this section
- NA No data available



Horse/Jockey Name	Manhood
Final Rank	2
Fastest Section Time (Section)	0:11.01 (600m)
Top Speed [km/h] (Section)	68.7 (1000m)
Race State	Finished



Doomben QLD Professional
Race 9: LADBROKES COMMUNITIES BENCHMARK 85
 Handicap - 1200m

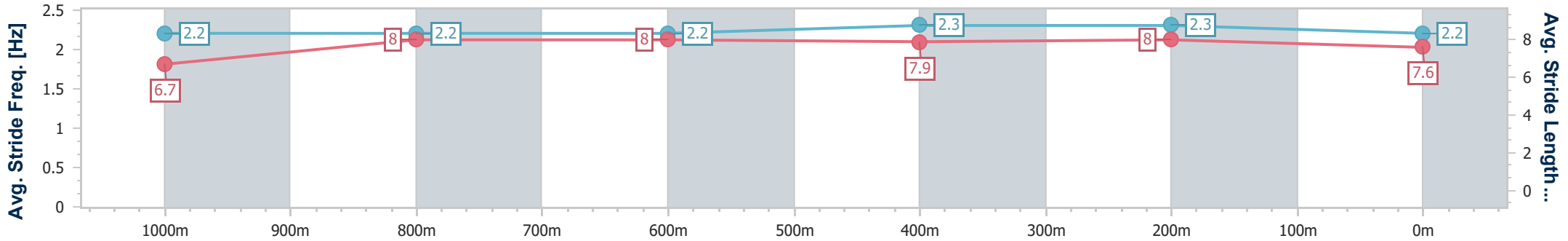
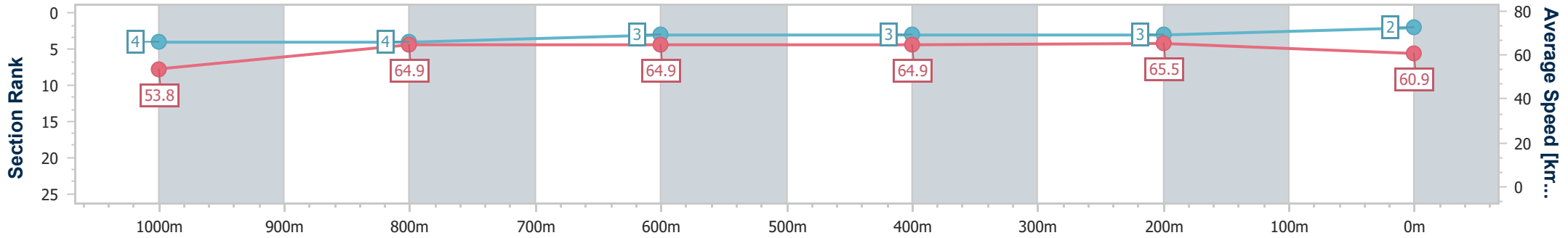
03 August 2024 - 16:27

Track Rating: Soft 5, Weather: Fine, Rail Position: +4.5m Entire



BRISBANE
RACING CLUB

Section	Overall	1000m	800m	600m	400m	200m
Section Times	1:09.46 [2] (0:13.48)	0:55.98 [4] (0:11.05)	0:44.93 [4] (0:11.14)	0:33.79 [3] (0:11.01)	0:22.78 [3] (0:11.01)	0:11.77 [3] (0:11.77)
Average Speed [km/h]	53.8	64.9	64.9	64.9	65.5	60.9
Top Speed [km/h]	68.6	68.7	65.2	65.5	66.2	64.6
Avg. Dist. to Rail [m]	3.2	0.5	0.2	0.7	1.0	1.7
Avg. Stride Freq. [Hz]	2.2	2.2	2.2	2.3	2.3	2.2
Avg. Stride Length [m]	6.7	8.0	8.0	7.9	8.0	7.6



- [] Ranking at each section and finish
- .-.- No data available at this section
- NA No data available



Horse/Jockey Name	Safework
Final Rank	3
Fastest Section Time (Section)	0:10.88 (400m)
Top Speed [km/h] (Section)	66.8 (400m)
Race State	Finished



Doomben QLD Professional
Race 9: LADBROKES COMMUNITIES BENCHMARK 85
Handicap - 1200m

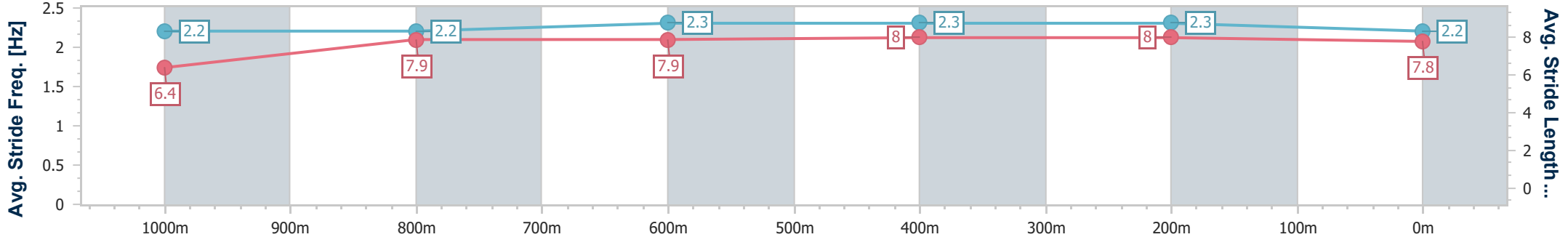
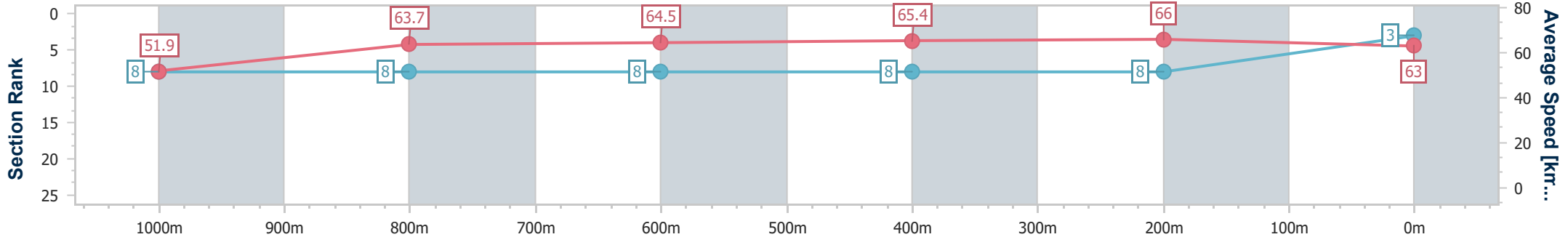
03 August 2024 - 16:27

Track Rating: Soft 5, Weather: Fine, Rail Position: +4.5m Entire



BRISBANE
RACING CLUB

Section	Overall	1000m	800m	600m	400m	200m
Section Times	1:09.52 [3] (0:13.89)	0:55.63 [8] (0:11.30)	0:44.33 [8] (0:11.12)	0:33.21 [8] (0:10.92)	0:22.29 [8] (0:10.88)	0:11.41 [8] (0:11.41)
Average Speed [km/h]	51.9	63.7	64.5	65.4	66.0	63.0
Top Speed [km/h]	64.1	64.3	65.5	66.3	66.8	66.5
Avg. Dist. to Rail [m]	1.1	0.3	0.7	1.4	1.3	0.5
Avg. Stride Freq. [Hz]	2.2	2.2	2.3	2.3	2.3	2.2
Avg. Stride Length [m]	6.4	7.9	7.9	8.0	8.0	7.8



- [] Ranking at each section and finish
- .-.- No data available at this section
- NA No data available



Horse/Jockey Name	Defiant Spirit
Final Rank	4
Fastest Section Time (Section)	0:10.74 (400m)
Top Speed [km/h] (Section)	68.4 (400m)
Race State	Finished



Doomben QLD Professional
Race 9: LADBROKES COMMUNITIES BENCHMARK 85
 Handicap - 1200m

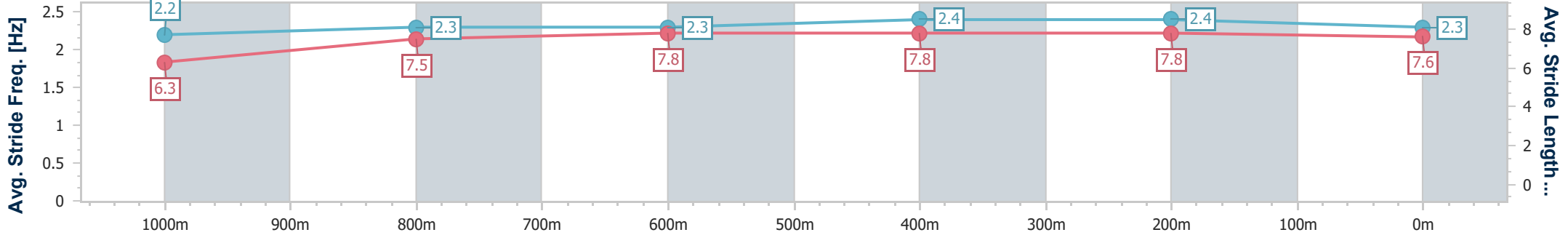
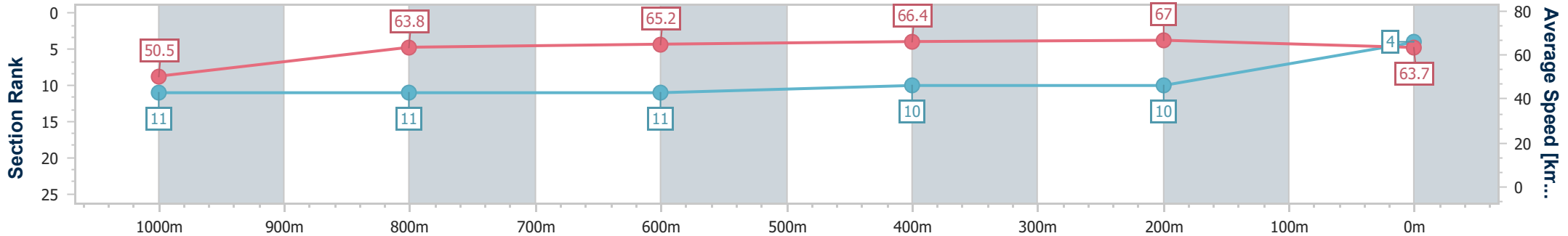
03 August 2024 - 16:27

Track Rating: Soft 5, Weather: Fine, Rail Position: +4.5m Entire



BRISBANE
RACING CLUB

Section	Overall	1000m	800m	600m	400m	200m
Section Times	1:09.54 [4] (0:14.27)	0:55.27 [11] (0:11.31)	0:43.96 [11] (0:11.10)	0:32.86 [11] (0:10.82)	0:22.04 [10] (0:10.74)	0:11.30 [10] (0:11.30)
Average Speed [km/h]	50.5	63.8	65.2	66.4	67.0	63.7
Top Speed [km/h]	65.3	64.9	65.8	67.7	68.4	66.8
Avg. Dist. to Rail [m]	6.2	1.4	0.7	0.4	1.3	1.2
Avg. Stride Freq. [Hz]	2.2	2.3	2.3	2.4	2.4	2.3
Avg. Stride Length [m]	6.3	7.5	7.8	7.8	7.8	7.6



- [] Ranking at each section and finish
- .-.- No data available at this section
- NA No data available



Horse/Jockey Name	Plundering
Final Rank	5
Fastest Section Time (Section)	0:11.04 (1000m)
Top Speed [km/h] (Section)	66.6 (1000m)
Race State	Finished



Doomben QLD Professional
Race 9: LADBROKES COMMUNITIES BENCHMARK 85
 Handicap - 1200m

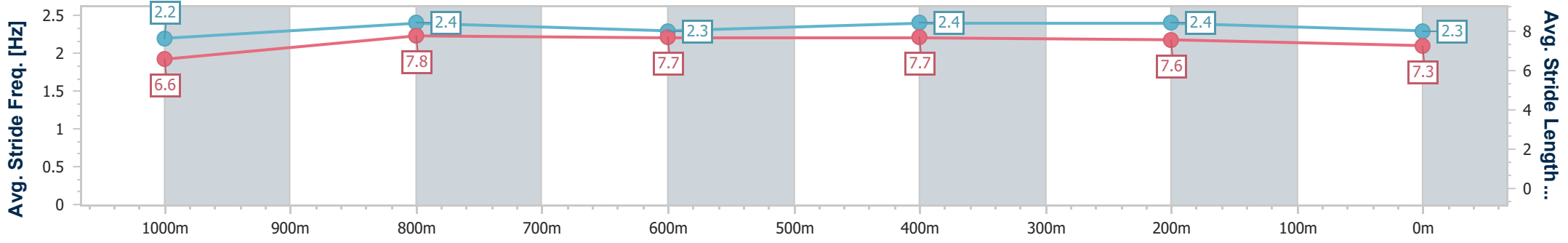
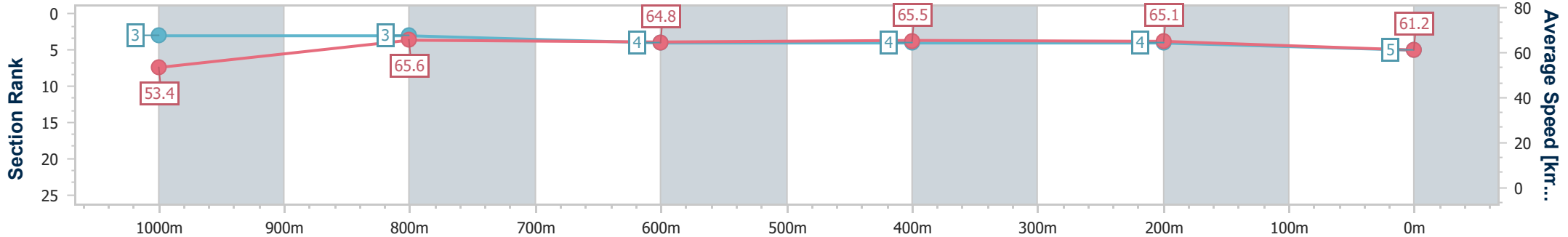
03 August 2024 - 16:27

Track Rating: Soft 5, Weather: Fine, Rail Position: +4.5m Entire



BRISBANE
RACING CLUB

Section	Overall	1000m	800m	600m	400m	200m
Section Times	1:09.54 [5] (0:13.46)	0:56.08 [3] (0:11.04)	0:45.04 [3] (0:11.18)	0:33.86 [4] (0:11.05)	0:22.81 [4] (0:11.06)	0:11.75 [4] (0:11.75)
Average Speed [km/h]	53.4	65.6	64.8	65.5	65.1	61.2
Top Speed [km/h]	66.6	66.6	65.8	66.0	66.2	64.3
Avg. Dist. to Rail [m]	6.5	1.0	1.1	0.6	1.3	2.7
Avg. Stride Freq. [Hz]	2.2	2.4	2.3	2.4	2.4	2.3
Avg. Stride Length [m]	6.6	7.8	7.7	7.7	7.6	7.3



- [] Ranking at each section and finish
- .-.- No data available at this section
- NA No data available



Horse/Jockey Name	Ef Troop
Final Rank	6
Fastest Section Time (Section)	0:10.95 (1000m)
Top Speed [km/h] (Section)	67.5 (Overall)
Race State	Finished



Doomben QLD Professional
Race 9: LADBROKES COMMUNITIES BENCHMARK 85
 Handicap - 1200m

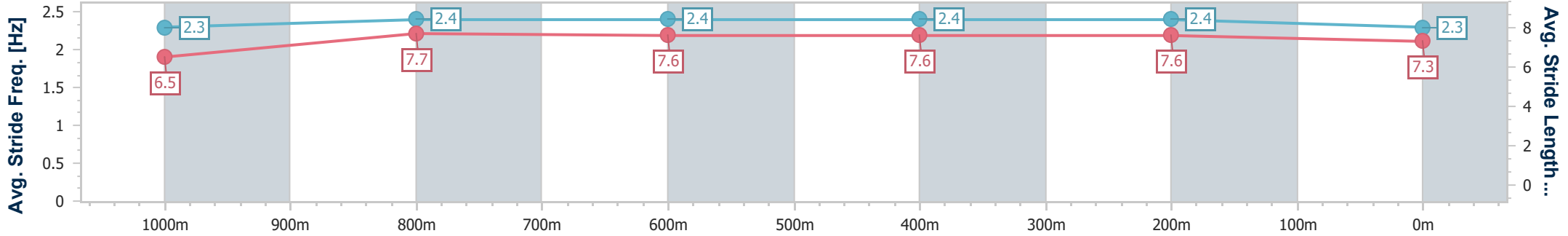
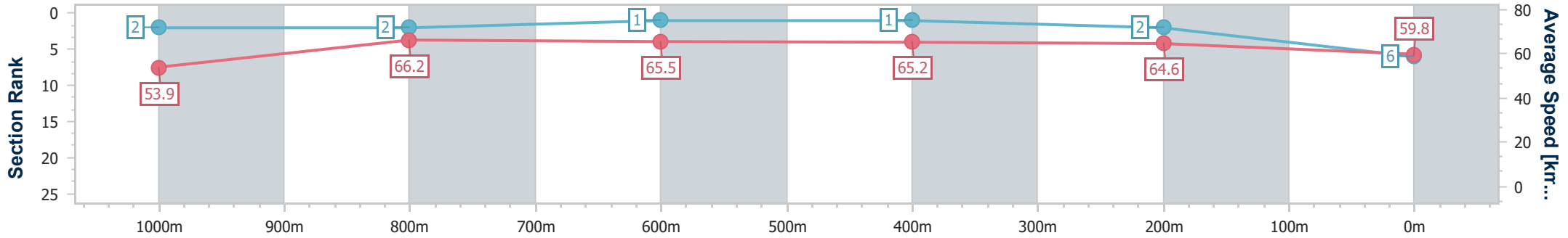
03 August 2024 - 16:27

Track Rating: Soft 5, Weather: Fine, Rail Position: +4.5m Entire



BRISBANE
RACING CLUB

Section	Overall	1000m	800m	600m	400m	200m
Section Times	1:09.55 [6] (0:13.34)	0:56.21 [2] (0:10.95)	0:45.26 [2] (0:11.03)	0:34.23 [1] (0:11.06)	0:23.17 [1] (0:11.15)	0:12.02 [2] (0:12.02)
Average Speed [km/h]	53.9	66.2	65.5	65.2	64.6	59.8
Top Speed [km/h]	67.5	67.5	66.8	66.4	65.7	63.1
Avg. Dist. to Rail [m]	5.7	1.8	1.0	0.4	1.0	1.2
Avg. Stride Freq. [Hz]	2.3	2.4	2.4	2.4	2.4	2.3
Avg. Stride Length [m]	6.5	7.7	7.6	7.6	7.6	7.3



- [] Ranking at each section and finish
- .-.- No data available at this section
- NA No data available



Horse/Jockey Name	Pizarro
Final Rank	7
Fastest Section Time (Section)	0:11.00 (400m)
Top Speed [km/h] (Section)	66.8 (400m)
Race State	Finished



Doomben QLD Professional
Race 9: LADBROKES COMMUNITIES BENCHMARK 85
 Handicap - 1200m

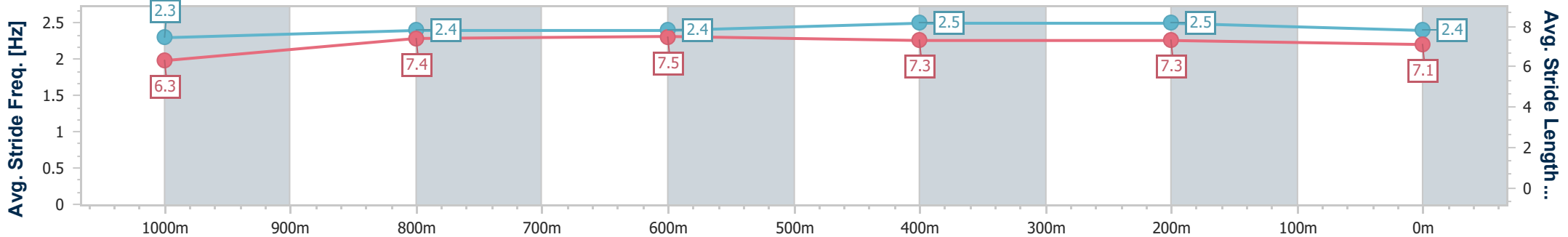
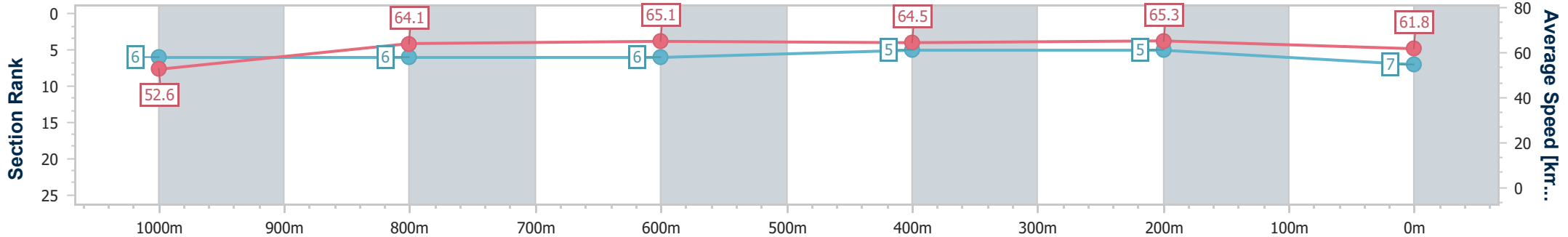
03 August 2024 - 16:27

Track Rating: Soft 5, Weather: Fine, Rail Position: +4.5m Entire



BRISBANE
RACING CLUB

Section	Overall	1000m	800m	600m	400m	200m
Section Times	1:09.69 [7] (0:13.72)	0:55.97 [6] (0:11.20)	0:44.77 [6] (0:11.08)	0:33.69 [6] (0:11.05)	0:22.64 [5] (0:11.00)	0:11.64 [5] (0:11.64)
Average Speed [km/h]	52.6	64.1	65.1	64.5	65.3	61.8
Top Speed [km/h]	65.8	66.0	65.9	65.6	66.8	64.2
Avg. Dist. to Rail [m]	0.9	0.2	0.4	0.9	1.0	2.1
Avg. Stride Freq. [Hz]	2.3	2.4	2.4	2.5	2.5	2.4
Avg. Stride Length [m]	6.3	7.4	7.5	7.3	7.3	7.1



- [] Ranking at each section and finish
- .-.- No data available at this section
- NA No data available



Horse/Jockey Name	Mahbaby
Final Rank	8
Fastest Section Time (Section)	0:11.00 (400m)
Top Speed [km/h] (Section)	66.4 (400m)
Race State	Finished



Doomben QLD Professional
Race 9: LADBROKES COMMUNITIES BENCHMARK 85
 Handicap - 1200m

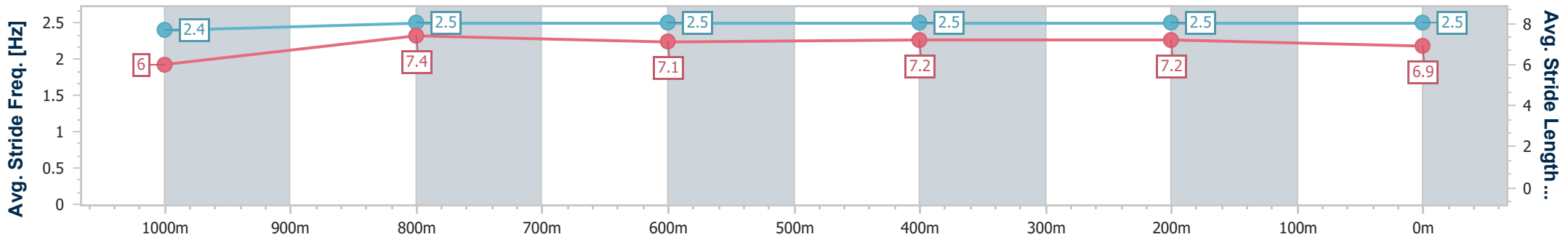
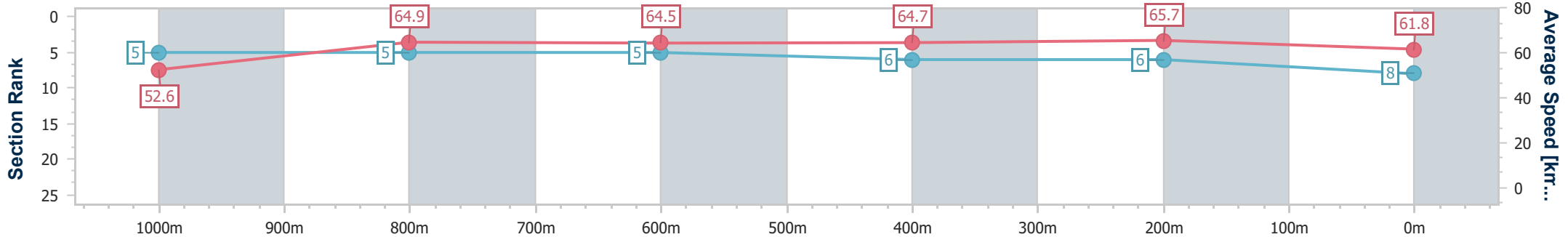
03 August 2024 - 16:27

Track Rating: Soft 5, Weather: Fine, Rail Position: +4.5m Entire



BRISBANE
RACING CLUB

Section	Overall	1000m	800m	600m	400m	200m
Section Times	1:09.73 [8] (0:13.69)	0:56.04 [5] (0:11.15)	0:44.89 [5] (0:11.11)	0:33.78 [5] (0:11.14)	0:22.64 [6] (0:11.00)	0:11.64 [6] (0:11.64)
Average Speed [km/h]	52.6	64.9	64.5	64.7	65.7	61.8
Top Speed [km/h]	64.9	65.9	65.8	66.3	66.4	65.6
Avg. Dist. to Rail [m]	2.5	1.3	1.0	0.8	1.3	3.8
Avg. Stride Freq. [Hz]	2.4	2.5	2.5	2.5	2.5	2.5
Avg. Stride Length [m]	6.0	7.4	7.1	7.2	7.2	6.9



- [] Ranking at each section and finish
- .-.- No data available at this section
- NA No data available



Horse/Jockey Name	Sweet Margot May
Final Rank	9
Fastest Section Time (Section)	0:10.94 (400m)
Top Speed [km/h] (Section)	67.1 (800m)
Race State	Finished



Doomben QLD Professional
Race 9: LADBROKES COMMUNITIES BENCHMARK 85
Handicap - 1200m

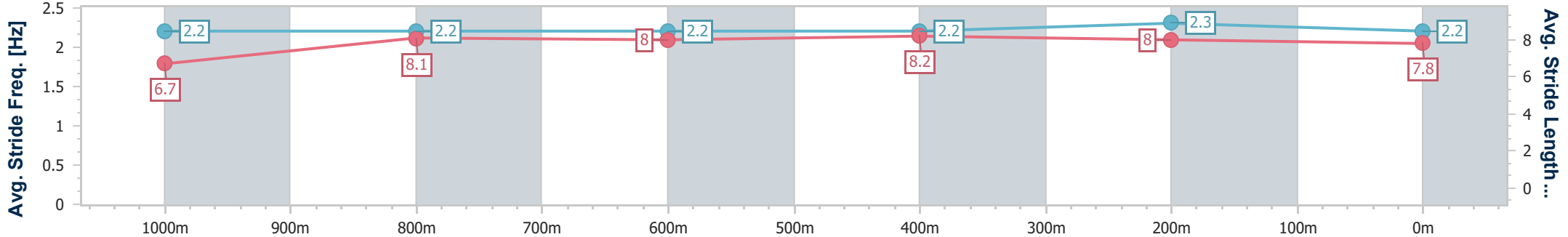
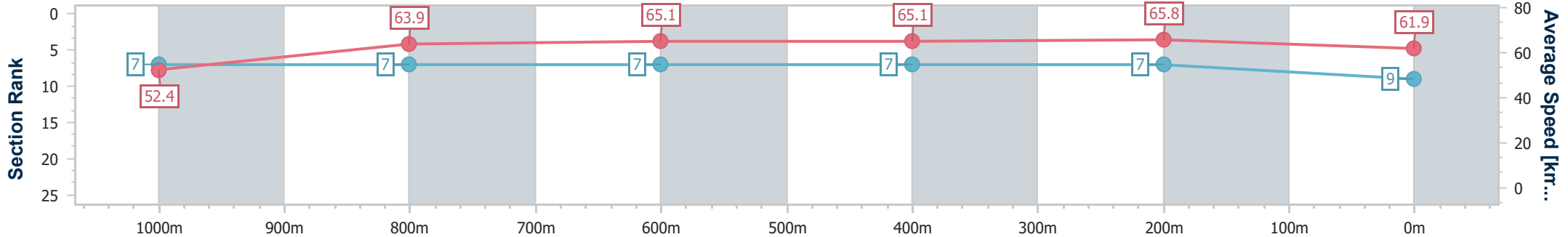
03 August 2024 - 16:27

Track Rating: Soft 5, Weather: Fine, Rail Position: +4.5m Entire



BRISBANE
RACING CLUB

Section	Overall	1000m	800m	600m	400m	200m
Section Times	1:09.76 [9] (0:13.74)	0:56.02 [7] (0:11.30)	0:44.72 [7] (0:11.14)	0:33.58 [7] (0:10.98)	0:22.60 [7] (0:10.94)	0:11.66 [7] (0:11.66)
Average Speed [km/h]	52.4	63.9	65.1	65.1	65.8	61.9
Top Speed [km/h]	66.6	65.1	67.1	66.9	66.4	65.3
Avg. Dist. to Rail [m]	6.1	1.7	0.8	0.5	0.5	1.6
Avg. Stride Freq. [Hz]	2.2	2.2	2.2	2.2	2.3	2.2
Avg. Stride Length [m]	6.7	8.1	8.0	8.2	8.0	7.8



- [] Ranking at each section and finish
- .-.- No data available at this section
- NA No data available



Horse/Jockey Name	Viminele
Final Rank	10
Fastest Section Time (Section)	0:10.85 (400m)
Top Speed [km/h] (Section)	67.3 (600m)
Race State	Finished



Doomben QLD Professional
Race 9: LADBROKES COMMUNITIES BENCHMARK 85
Handicap - 1200m

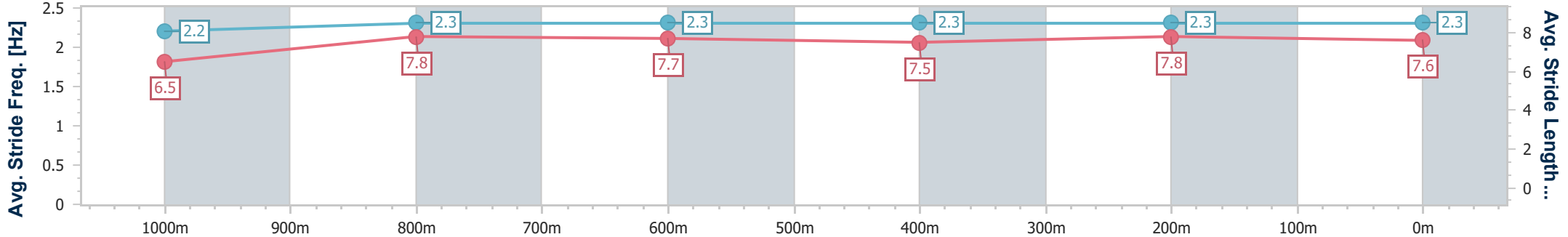
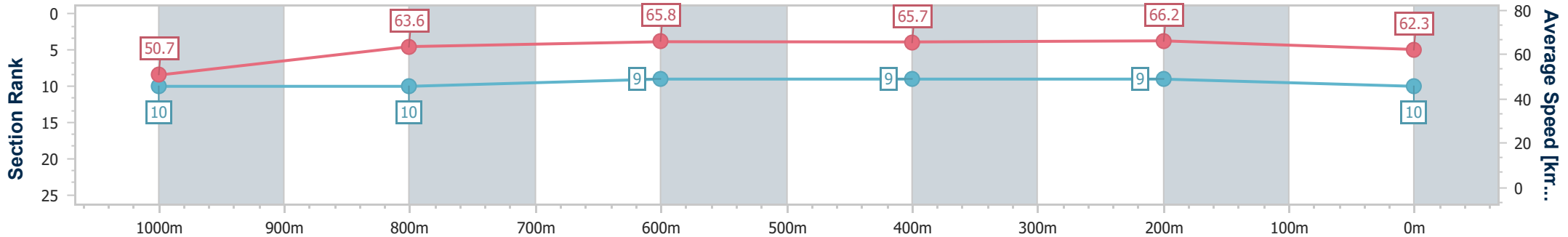
03 August 2024 - 16:27

Track Rating: Soft 5, Weather: Fine, Rail Position: +4.5m Entire



BRISBANE
RACING CLUB

Section	Overall	1000m	800m	600m	400m	200m
Section Times	1:09.76 [10] (0:14.16)	0:55.60 [10] (0:11.32)	0:44.28 [10] (0:10.98)	0:33.30 [9] (0:10.91)	0:22.39 [9] (0:10.85)	0:11.54 [9] (0:11.54)
Average Speed [km/h]	50.7	63.6	65.8	65.7	66.2	62.3
Top Speed [km/h]	64.6	64.7	67.2	67.3	67.1	65.9
Avg. Dist. to Rail [m]	3.5	0.4	0.1	0.5	1.3	2.6
Avg. Stride Freq. [Hz]	2.2	2.3	2.3	2.3	2.3	2.3
Avg. Stride Length [m]	6.5	7.8	7.7	7.5	7.8	7.6



- [] Ranking at each section and finish
- .-.- No data available at this section
- NA No data available



Horse/Jockey Name	Koruto
Final Rank	11
Fastest Section Time (Section)	0:11.03 (600m)
Top Speed [km/h] (Section)	67.3 (600m)
Race State	Finished



Doomben QLD Professional
Race 9: LADBROKES COMMUNITIES BENCHMARK 85
 Handicap - 1200m

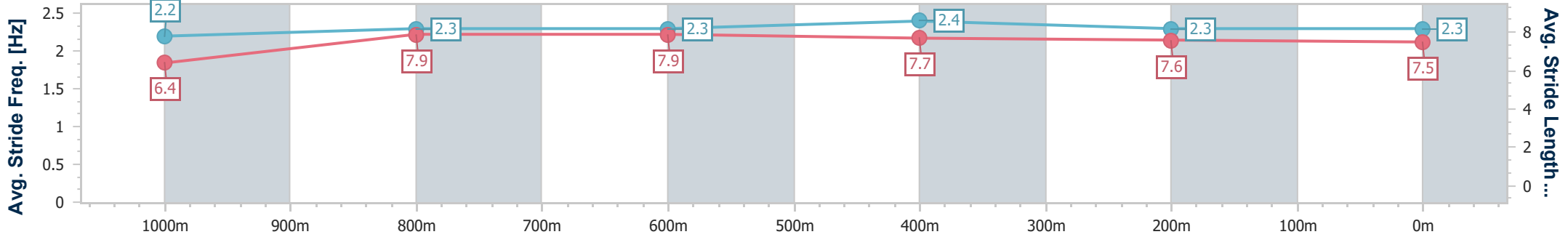
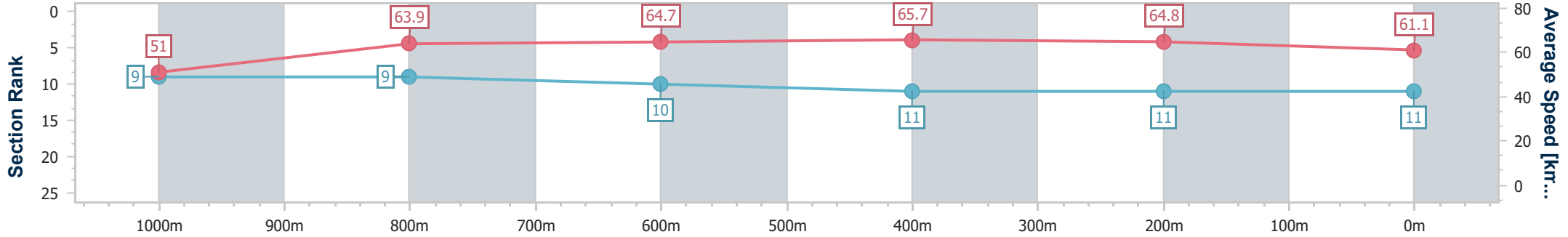
03 August 2024 - 16:27

Track Rating: Soft 5, Weather: Fine, Rail Position: +4.5m Entire



BRISBANE
RACING CLUB

Section	Overall	1000m	800m	600m	400m	200m
Section Times	1:10.43 [11] (0:14.13)	0:56.30 [9] (0:11.29)	0:45.01 [9] (0:11.12)	0:33.89 [10] (0:11.03)	0:22.86 [11] (0:11.10)	0:11.76 [11] (0:11.76)
Average Speed [km/h]	51.0	63.9	64.7	65.7	64.8	61.1
Top Speed [km/h]	64.3	65.4	66.5	67.3	65.7	64.4
Avg. Dist. to Rail [m]	2.2	0.6	0.4	0.9	1.7	2.7
Avg. Stride Freq. [Hz]	2.2	2.3	2.3	2.4	2.3	2.3
Avg. Stride Length [m]	6.4	7.9	7.9	7.7	7.6	7.5



- [] Ranking at each section and finish
- .-.- No data available at this section
- NA No data available