



Toowoomba QLD Professional

Race 1: TTC MEMBER BRIAN DOBLIE BENCHMARK 58 Handicap - 1300m

03 August 2024 - 17:06



Track Rating: Good 4, Weather: Fine, Rail Position: True

Section		Overall	1200m	1000m	800m	600m	400m	Last 600m				
Field Times		1:19.25 (0:08.17)	1:11.08 (0:10.56)	1:00.52 (0:11.08)	0:49.44 (0:11.78)	0:37.66 (0:12.23)	0:25.43 (0:12.74)	0:37.66				
Rank	TAB Horse/Jockey	Barrier	Top Speed [km/h]	Fastest Section	Distance Travelled [m]							
1	4 IT'SMEMARIO Landan Sykes	5	67.9 1200m	0:08.64 Overall	1:19.25 [1] (0:08.64)	1:10.61 [5] (0:10.95)	0:59.66 [5] (0:11.34)	0:48.32 [5] (0:11.52)	0:36.80 [5] (0:12.21)	0:24.59 [6] (0:12.36)	0:36.80	
2	9 COBURG Melea Castle	7	66.6 1200m	0:08.75 Overall	1:19.30 [2] (0:08.75)	1:10.55 [7] (0:11.01)	0:59.54 [6] (0:11.22)	0:48.32 [6] (0:11.50)	0:36.82 [6] (0:12.07)	0:24.75 [5] (0:12.41)	0:36.82	+2
3	3 TALANA Dylan Bennett	8	68.7 1200m	0:08.23 Overall	1:19.53 [3] (0:08.23)	1:11.30 [2] (0:10.71)	1:00.59 [3] (0:11.16)	0:49.43 [3] (0:11.69)	0:37.74 [3] (0:12.22)	0:25.52 [2] (0:12.56)	0:37.74	+3
4	2 I PROMISE YOU Madeleine Wishart	9	67.5 1200m	0:08.39 Overall	1:19.62 [4] (0:08.39)	1:11.23 [4] (0:10.92)	1:00.31 [4] (0:11.32)	0:48.99 [4] (0:11.52)	0:37.47 [4] (0:12.13)	0:25.34 [3] (0:12.52)	0:37.47	+3
5	10 RADIANT QUEEN Nozi Tomizawa	3	68.2 1200m	0:09.07 Overall	1:19.92 [5] (0:09.07)	1:10.85 [8] (0:11.02)	0:59.83 [8] (0:11.20)	0:48.63 [8] (0:11.53)	0:37.10 [8] (0:12.12)	0:24.98 [8] (0:12.45)	0:37.10	-3
6	8 APPLECROSS Luke Tarrant	11	66.2 1000m	0:08.66 Overall	1:19.94 [6] (0:08.66)	1:11.28 [6] (0:11.31)	0:59.97 [7] (0:11.23)	0:48.74 [7] (0:11.43)	0:37.31 [7] (0:12.09)	0:25.22 [7] (0:12.62)	0:37.31	+6
7	7 JAC THE GREAT Anthony Allen	10	66.9 1000m	0:09.24 Overall	1:19.99 [7] (0:09.24)	1:10.75 [9] (0:11.23)	0:59.52 [9] (0:11.14)	0:48.38 [9] (0:11.56)	0:36.82 [9] (0:11.99)	0:24.83 [9] (0:12.17)	0:36.82	+2
8	11 MONTANA LADY Kenji Yoshida	6	69.3 1200m	0:08.17 Overall	1:20.04 [8] (0:08.17)	1:11.87 [1] (0:10.56)	1:01.31 [1] (0:11.08)	0:50.23 [1] (0:11.78)	0:38.45 [1] (0:12.23)	0:26.22 [1] (0:12.74)	0:38.45	-1
9	5 SUISSE SCANDAL Les Tilley	4	69.3 1200m	0:08.35 Overall	1:22.64 [9] (0:08.35)	1:14.29 [3] (0:10.53)	1:03.76 [2] (0:11.20)	0:52.56 [2] (0:11.68)	0:40.88 [2] (0:12.63)	0:28.25 [4] (0:13.54)	0:40.88	-3

Scratched: Vonzither (#1), Matte Black (#6), Is Sweet (#12)



Toowoomba QLD Professional

Race 1: TTC MEMBER BRIAN DOBLIE BENCHMARK 58 Handicap - 1300m

03 August 2024 - 17:06



Track Rating: Good 4, Weather: Fine, Rail Position: True

Section				200m		Last 600m	
Field Times				0:12.69 (0:12.69)		0:37.66	
Rank	TAB	Horse/Jockey	Barrier	Top Speed [km/h]	Fastest Section	Margin	Distance Travelled [m]
1	4	IT'SMEMARIO Landan Sykes	5	67.9 1200m	0:08.64 Overall	0:12.23 [5] (0:12.23)	1:19.25 0:36.80
2	9	COBURG Melea Castle	7	66.6 1200m	0:08.75 Overall	0:12.34 [4] (0:12.34)	0.2L 0:36.82 +2
3	3	TALANA Dylan Bennett	8	68.7 1200m	0:08.23 Overall	0:12.96 [2] (0:12.96)	1.5L 0:37.74 +3
4	2	I PROMISE YOU Madeleine Wishart	9	67.5 1200m	0:08.39 Overall	0:12.82 [3] (0:12.82)	2L 0:37.47 +3
5	10	RADIANT QUEEN Nozi Tomizawa	3	68.2 1200m	0:09.07 Overall	0:12.53 [8] (0:12.53)	3.8L 0:37.10 -3
6	8	APPLECROSS Luke Tarrant	11	66.2 1000m	0:08.66 Overall	0:12.60 [7] (0:12.60)	3.9L 0:37.31 +6
7	7	JAC THE GREAT Anthony Allen	10	66.9 1000m	0:09.24 Overall	0:12.66 [6] (0:12.66)	4.1L 0:36.82 +2
8	11	MONTANA LADY Kenji Yoshida	6	69.3 1200m	0:08.17 Overall	0:13.48 [1] (0:13.48)	4.3L 0:38.45 -1
9	5	SUISSE SCANDAL Les Tilley	4	69.3 1200m	0:08.35 Overall	0:14.71 [9] (0:14.71)	19.6L 0:40.88 -3

Scratched: Vonzither (#1), Matte Black (#6), Is Sweet (#12)



Horse/Jockey Name	It'smemario
Final Rank	1
Fastest Section Time (Section)	0:08.64 (Overall)
Top Speed [km/h] (Section)	67.9 (1200m)
Race State	Finished



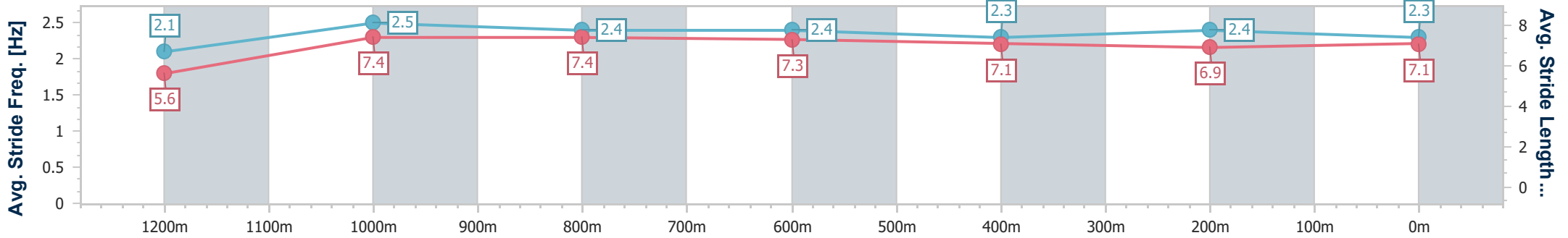
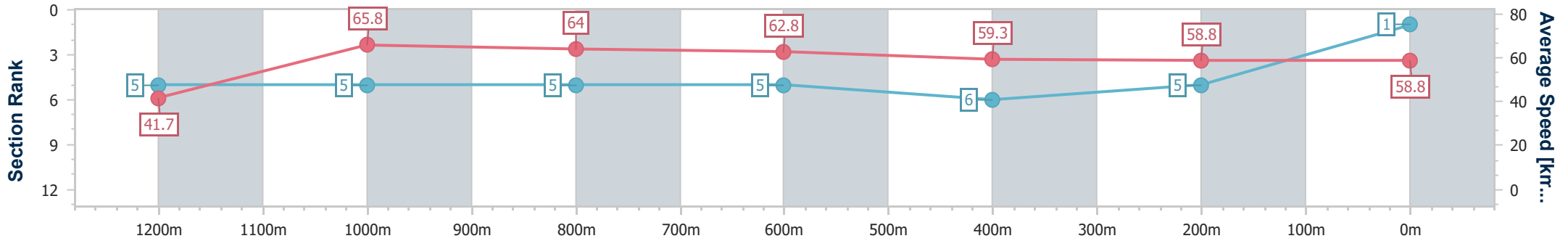
Toowoomba QLD Professional
Race 1: TTC MEMBER BRIAN DOBLIE BENCHMARK 58
Handicap - 1300m



03 August 2024 - 17:06

Track Rating: Good 4, Weather: Fine, Rail Position: True

Section	Overall	1200m	1000m	800m	600m	400m	200m
Section Times	1:19.25 [1] (0:08.64)	1:10.61 [5] (0:10.95)	0:59.66 [5] (0:11.34)	0:48.32 [5] (0:11.52)	0:36.80 [5] (0:12.21)	0:24.59 [6] (0:12.36)	0:12.23 [5] (0:12.23)
Average Speed [km/h]	41.7	65.8	64.0	62.8	59.3	58.8	58.8
Top Speed [km/h]	62.5	67.9	65.8	63.9	61.8	60.9	60.3
Avg. Dist. to Rail [m]	4.7	3.2	1.9	1.5	1.2	1.9	4.0
Avg. Stride Freq. [Hz]	2.1	2.5	2.4	2.4	2.3	2.4	2.3
Avg. Stride Length [m]	5.6	7.4	7.4	7.3	7.1	6.9	7.1



- [] Ranking at each section and finish
- .-.- No data available at this section
- NA No data available



Horse/Jockey Name	Coburg
Final Rank	2
Fastest Section Time (Section)	0:08.75 (Overall)
Top Speed [km/h] (Section)	66.6 (1200m)
Race State	Finished



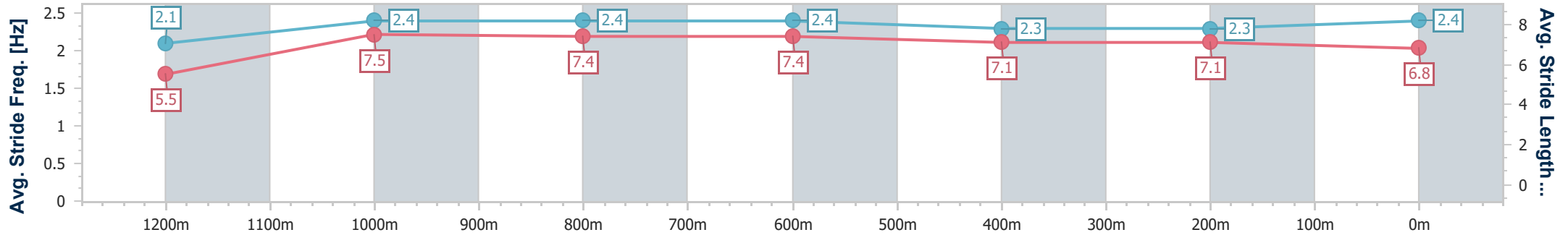
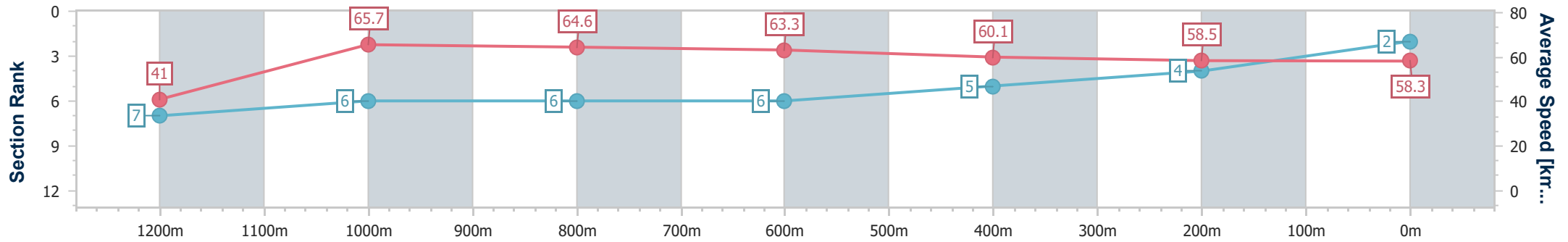
Toowoomba QLD Professional
Race 1: TTC MEMBER BRIAN DOBLIE BENCHMARK 58
Handicap - 1300m



03 August 2024 - 17:06

Track Rating: Good 4, Weather: Fine, Rail Position: True

Section	Overall	1200m	1000m	800m	600m	400m	200m
Section Times	1:19.30 [2] (0:08.75)	1:10.55 [7] (0:11.01)	0:59.54 [6] (0:11.22)	0:48.32 [6] (0:11.50)	0:36.82 [6] (0:12.07)	0:24.75 [5] (0:12.41)	0:12.34 [4] (0:12.34)
Average Speed [km/h]	41.0	65.7	64.6	63.3	60.1	58.5	58.3
Top Speed [km/h]	61.3	66.6	66.6	64.6	62.2	59.1	59.0
Avg. Dist. to Rail [m]	6.2	3.9	3.3	2.2	1.8	2.8	7.7
Avg. Stride Freq. [Hz]	2.1	2.4	2.4	2.4	2.3	2.3	2.4
Avg. Stride Length [m]	5.5	7.5	7.4	7.4	7.1	7.1	6.8



- [] Ranking at each section and finish
- .-.- No data available at this section
- NA No data available



Horse/Jockey Name	Talana
Final Rank	3
Fastest Section Time (Section)	0:08.23 (Overall)
Top Speed [km/h] (Section)	68.7 (1200m)
Race State	Finished



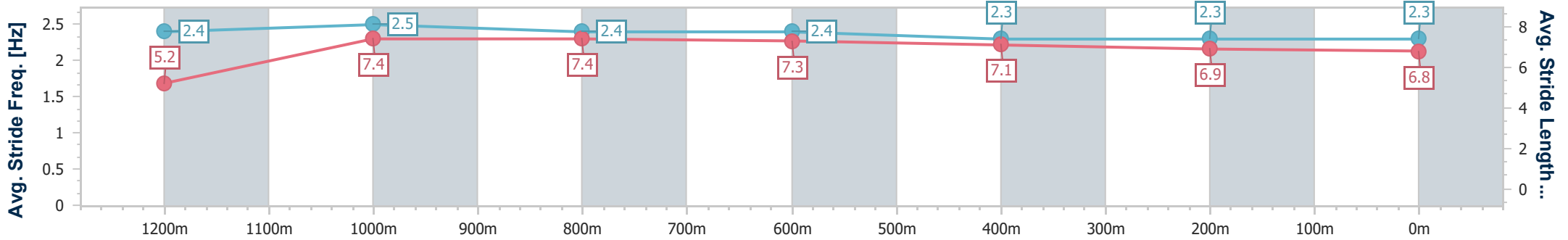
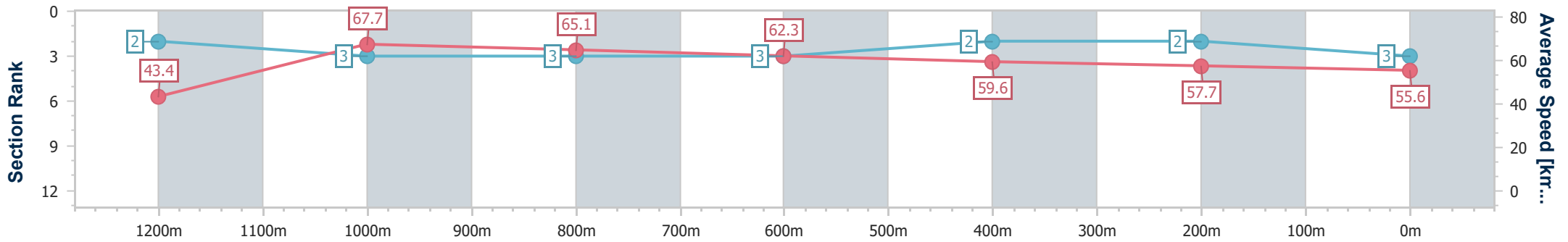
Toowoomba QLD Professional
Race 1: TTC MEMBER BRIAN DOBLIE BENCHMARK 58
Handicap - 1300m



03 August 2024 - 17:06

Track Rating: Good 4, Weather: Fine, Rail Position: True

Section	Overall	1200m	1000m	800m	600m	400m	200m
Section Times	1:19.53 [3] (0:08.23)	1:11.30 [2] (0:10.71)	1:00.59 [3] (0:11.16)	0:49.43 [3] (0:11.69)	0:37.74 [3] (0:12.22)	0:25.52 [2] (0:12.56)	0:12.96 [2] (0:12.96)
Average Speed [km/h]	43.4	67.7	65.1	62.3	59.6	57.7	55.6
Top Speed [km/h]	65.8	68.7	67.1	64.8	61.2	59.9	57.1
Avg. Dist. to Rail [m]	7.4	3.8	2.7	3.7	2.0	2.1	5.7
Avg. Stride Freq. [Hz]	2.4	2.5	2.4	2.4	2.3	2.3	2.3
Avg. Stride Length [m]	5.2	7.4	7.4	7.3	7.1	6.9	6.8



- [] Ranking at each section and finish
- .-.- No data available at this section
- NA No data available



Horse/Jockey Name	I Promise You
Final Rank	4
Fastest Section Time (Section)	0:08.39 (Overall)
Top Speed [km/h] (Section)	67.5 (1200m)
Race State	Finished



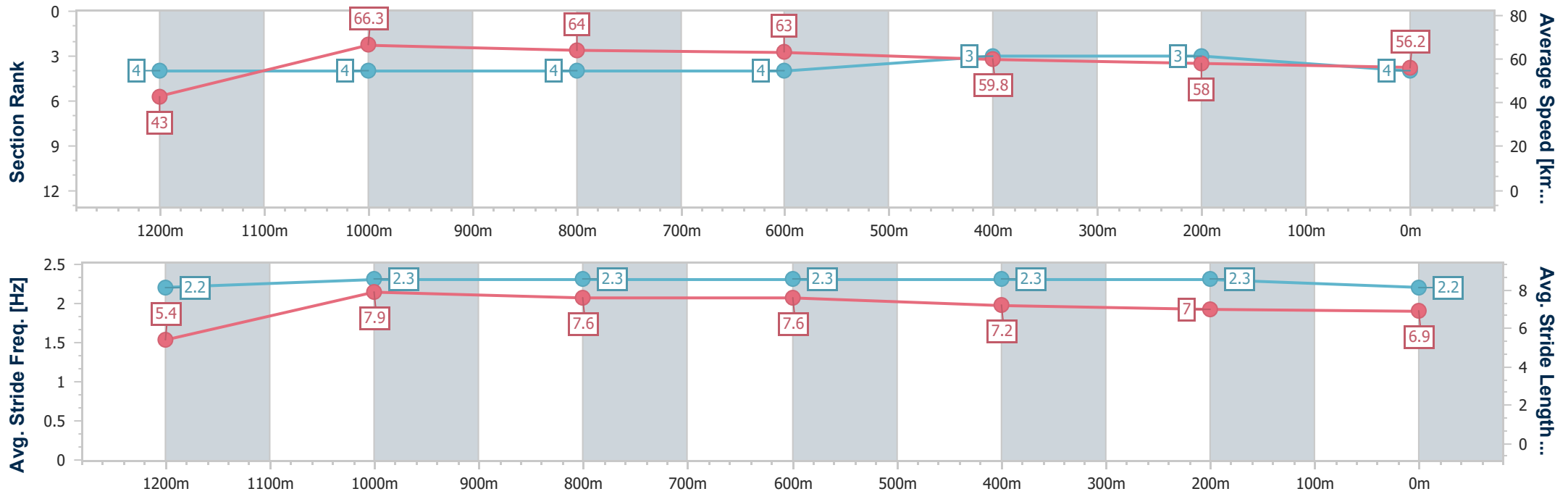
Toowoomba QLD Professional
Race 1: TTC MEMBER BRIAN DOBLIE BENCHMARK 58
Handicap - 1300m



03 August 2024 - 17:06

Track Rating: Good 4, Weather: Fine, Rail Position: True

Section	Overall	1200m	1000m	800m	600m	400m	200m
Section Times	1:19.62 [4] (0:08.39)	1:11.23 [4] (0:10.92)	1:00.31 [4] (0:11.32)	0:48.99 [4] (0:11.52)	0:37.47 [4] (0:12.13)	0:25.34 [3] (0:12.52)	0:12.82 [3] (0:12.82)
Average Speed [km/h]	43.0	66.3	64.0	63.0	59.8	58.0	56.2
Top Speed [km/h]	63.8	67.5	65.8	64.0	62.2	59.1	57.8
Avg. Dist. to Rail [m]	10.6	5.0	3.0	1.5	2.1	2.3	3.9
Avg. Stride Freq. [Hz]	2.2	2.3	2.3	2.3	2.3	2.3	2.2
Avg. Stride Length [m]	5.4	7.9	7.6	7.6	7.2	7.0	6.9



- [] Ranking at each section and finish
- .-.- No data available at this section
- NA No data available



Horse/Jockey Name	Radiant Queen
Final Rank	5
Fastest Section Time (Section)	0:09.07 (Overall)
Top Speed [km/h] (Section)	68.2 (1200m)
Race State	Finished



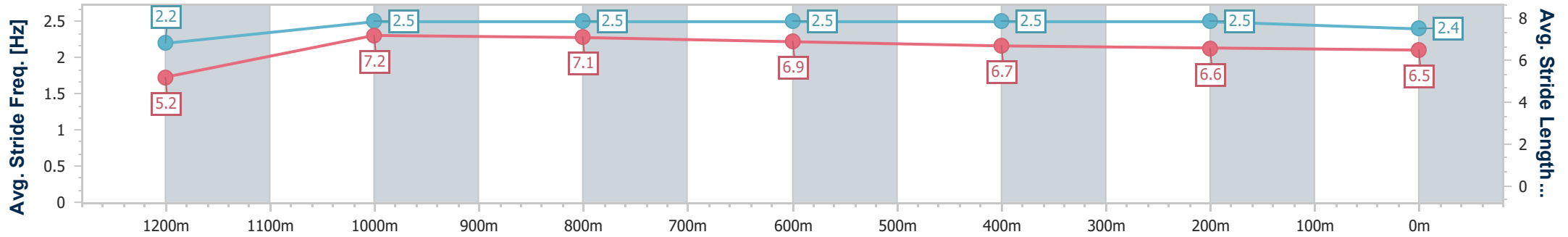
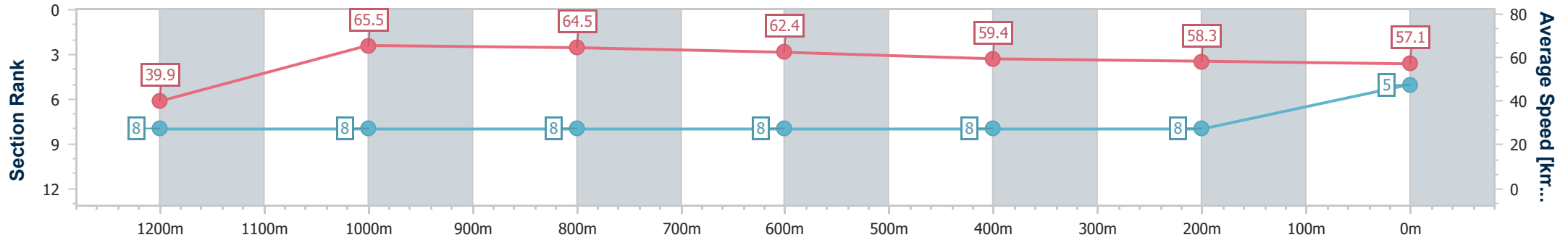
Toowoomba QLD Professional
Race 1: TTC MEMBER BRIAN DOBLIE BENCHMARK 58
Handicap - 1300m



03 August 2024 - 17:06

Track Rating: Good 4, Weather: Fine, Rail Position: True

Section	Overall	1200m	1000m	800m	600m	400m	200m
Section Times	1:19.92 [5] (0:09.07)	1:10.85 [8] (0:11.02)	0:59.83 [8] (0:11.20)	0:48.63 [8] (0:11.53)	0:37.10 [8] (0:12.12)	0:24.98 [8] (0:12.45)	0:12.53 [8] (0:12.53)
Average Speed [km/h]	39.9	65.5	64.5	62.4	59.4	58.3	57.1
Top Speed [km/h]	60.7	68.2	67.0	64.1	61.9	59.5	58.5
Avg. Dist. to Rail [m]	3.9	2.5	1.5	0.7	0.3	1.8	3.1
Avg. Stride Freq. [Hz]	2.2	2.5	2.5	2.5	2.5	2.5	2.4
Avg. Stride Length [m]	5.2	7.2	7.1	6.9	6.7	6.6	6.5



- [] Ranking at each section and finish
- .-.- No data available at this section
- NA No data available



Horse/Jockey Name	Applecross
Final Rank	6
Fastest Section Time (Section)	0:08.66 (Overall)
Top Speed [km/h] (Section)	66.2 (1000m)
Race State	Finished



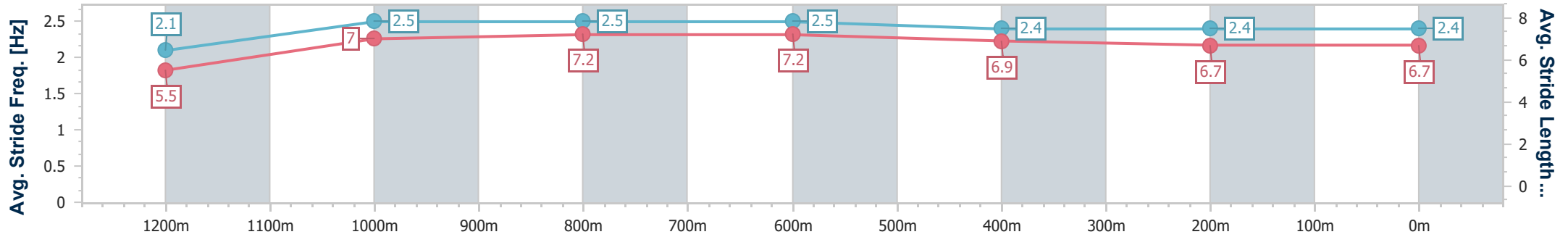
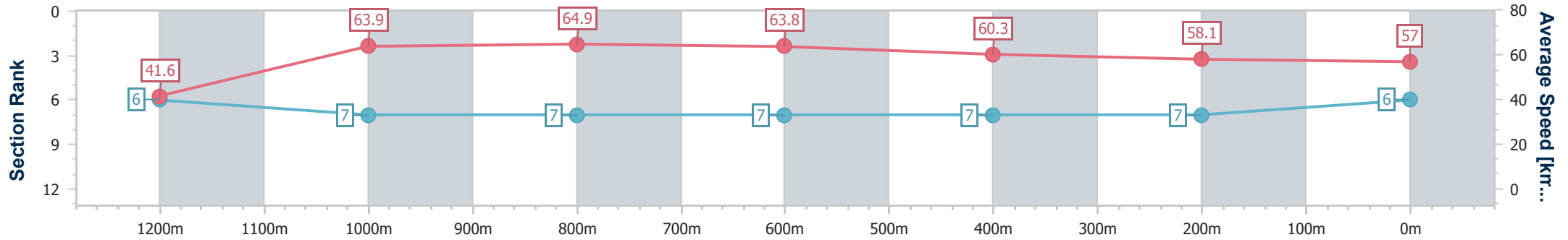
Toowoomba QLD Professional
 Race 1: TTC MEMBER BRIAN DOBLIE BENCHMARK 58
 Handicap - 1300m



03 August 2024 - 17:06

Track Rating: Good 4, Weather: Fine, Rail Position: True

Section	Overall	1200m	1000m	800m	600m	400m	200m
Section Times	1:19.94 [6] (0:08.66)	1:11.28 [6] (0:11.31)	0:59.97 [7] (0:11.23)	0:48.74 [7] (0:11.43)	0:37.31 [7] (0:12.09)	0:25.22 [7] (0:12.62)	0:12.60 [7] (0:12.60)
Average Speed [km/h]	41.6	63.9	64.9	63.8	60.3	58.1	57.0
Top Speed [km/h]	59.5	66.2	66.2	64.5	63.1	59.7	58.4
Avg. Dist. to Rail [m]	9.8	4.5	3.3	2.9	2.8	5.1	5.7
Avg. Stride Freq. [Hz]	2.1	2.5	2.5	2.5	2.4	2.4	2.4
Avg. Stride Length [m]	5.5	7.0	7.2	7.2	6.9	6.7	6.7



- [] Ranking at each section and finish
- .-.- No data available at this section
- NA No data available



Horse/Jockey Name	Jac The Great
Final Rank	7
Fastest Section Time (Section)	0:09.24 (Overall)
Top Speed [km/h] (Section)	66.9 (1000m)
Race State	Finished



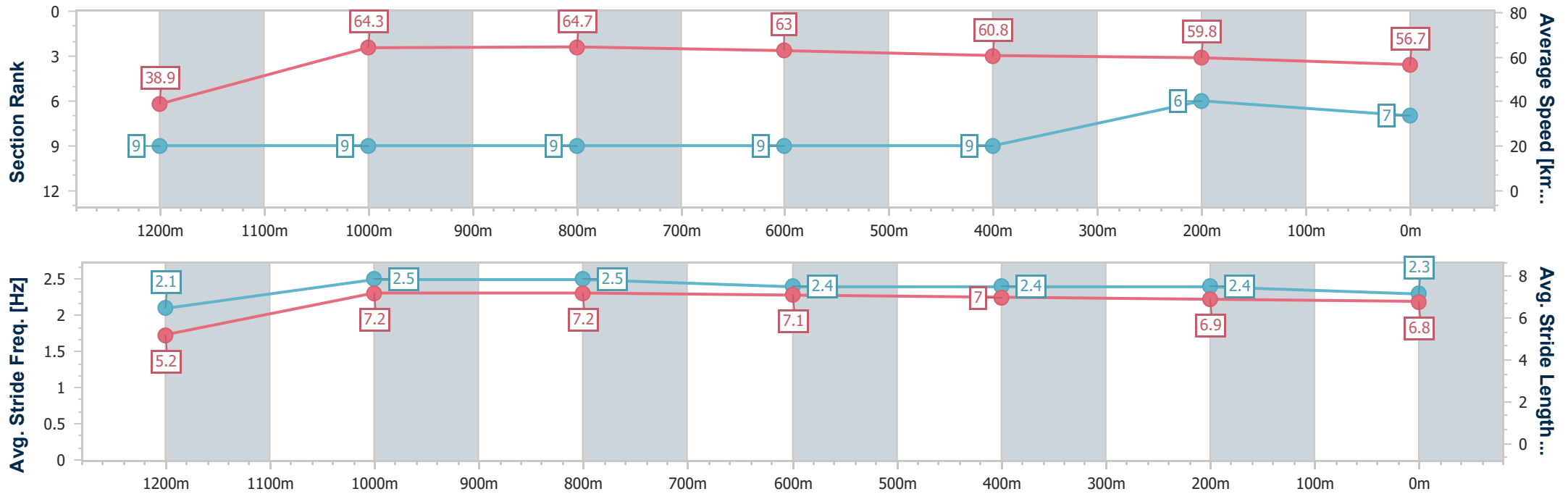
Toowoomba QLD Professional
Race 1: TTC MEMBER BRIAN DOBLIE BENCHMARK 58
Handicap - 1300m



03 August 2024 - 17:06

Track Rating: Good 4, Weather: Fine, Rail Position: True

Section	Overall	1200m	1000m	800m	600m	400m	200m
Section Times	1:19.99 [7] (0:09.24)	1:10.75 [9] (0:11.23)	0:59.52 [9] (0:11.14)	0:48.38 [9] (0:11.56)	0:36.82 [9] (0:11.99)	0:24.83 [9] (0:12.17)	0:12.66 [6]
Average Speed [km/h]	38.9	64.3	64.7	63.0	60.8	59.8	56.7
Top Speed [km/h]	59.3	66.4	66.9	64.1	62.9	61.3	59.6
Avg. Dist. to Rail [m]	5.4	1.7	1.4	2.2	2.2	4.0	6.1
Avg. Stride Freq. [Hz]	2.1	2.5	2.5	2.4	2.4	2.4	2.3
Avg. Stride Length [m]	5.2	7.2	7.2	7.1	7.0	6.9	6.8



- [] Ranking at each section and finish
- .-.- No data available at this section
- NA No data available



Horse/Jockey Name	Montana Lady
Final Rank	8
Fastest Section Time (Section)	0:08.17 (Overall)
Top Speed [km/h] (Section)	69.3 (1200m)
Race State	Finished



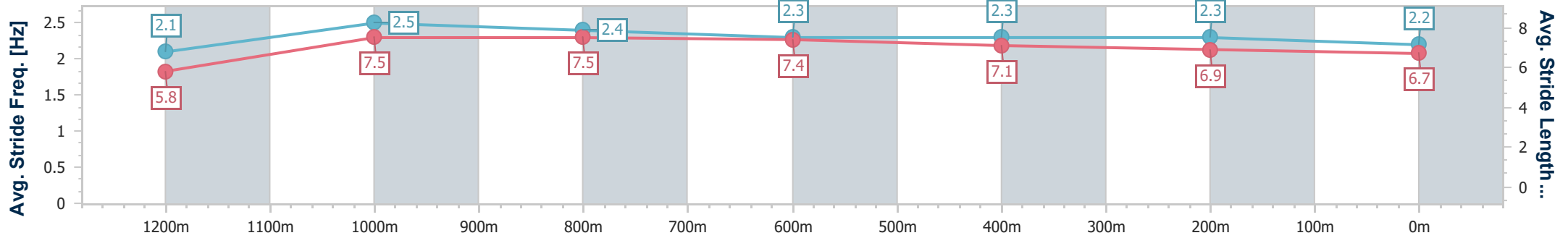
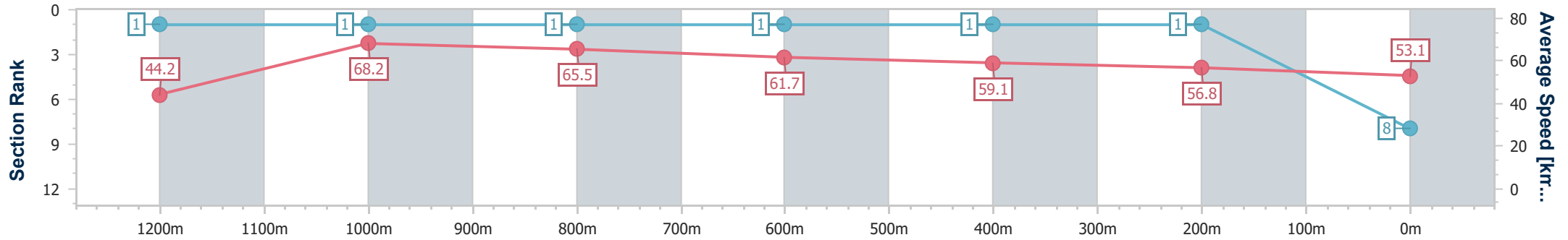
Toowoomba QLD Professional
Race 1: TTC MEMBER BRIAN DOBLIE BENCHMARK 58
Handicap - 1300m



03 August 2024 - 17:06

Track Rating: Good 4, Weather: Fine, Rail Position: True

Section	Overall	1200m	1000m	800m	600m	400m	200m
Section Times	1:20.04 [8] (0:08.17)	1:11.87 [1] (0:10.56)	1:01.31 [1] (0:11.08)	0:50.23 [1] (0:11.78)	0:38.45 [1] (0:12.23)	0:26.22 [1] (0:12.74)	0:13.48 [1] (0:13.48)
Average Speed [km/h]	44.2	68.2	65.5	61.7	59.1	56.8	53.1
Top Speed [km/h]	65.3	69.3	67.3	62.8	61.2	58.2	55.9
Avg. Dist. to Rail [m]	7.7	3.9	2.8	1.6	0.8	1.4	1.7
Avg. Stride Freq. [Hz]	2.1	2.5	2.4	2.3	2.3	2.3	2.2
Avg. Stride Length [m]	5.8	7.5	7.5	7.4	7.1	6.9	6.7



- [] Ranking at each section and finish
- .-.- No data available at this section
- NA No data available



Horse/Jockey Name	Suisse Scandal
Final Rank	9
Fastest Section Time (Section)	0:08.35 (Overall)
Top Speed [km/h] (Section)	69.3 (1200m)
Race State	Finished



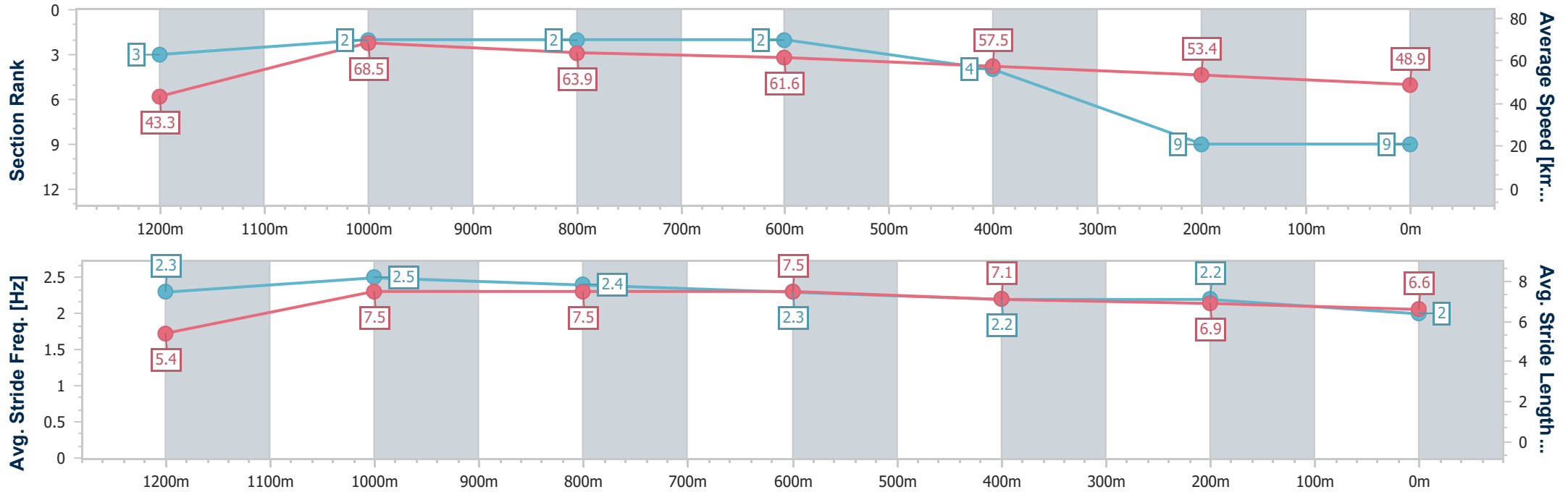
Toowoomba QLD Professional
 Race 1: TTC MEMBER BRIAN DOBLIE BENCHMARK 58
 Handicap - 1300m



03 August 2024 - 17:06

Track Rating: Good 4, Weather: Fine, Rail Position: True

Section	Overall	1200m	1000m	800m	600m	400m	200m
Section Times	1:22.64 [9] (0:08.35)	1:14.29 [3] (0:10.53)	1:03.76 [2] (0:11.20)	0:52.56 [2] (0:11.68)	0:40.88 [2] (0:12.63)	0:28.25 [4] (0:13.54)	0:14.71 [9] (0:14.71)
Average Speed [km/h]	43.3	68.5	63.9	61.6	57.5	53.4	48.9
Top Speed [km/h]	66.1	69.3	66.5	62.9	60.3	56.4	51.3
Avg. Dist. to Rail [m]	2.0	1.7	1.8	0.8	1.1	1.5	1.0
Avg. Stride Freq. [Hz]	2.3	2.5	2.4	2.3	2.2	2.2	2.0
Avg. Stride Length [m]	5.4	7.5	7.5	7.5	7.1	6.9	6.6



- [] Ranking at each section and finish
- .-.- No data available at this section
- NA No data available